

JOB DEMAND REPORT

FEBRUARY 2021

Job posting data collected by Workforce Planning Board of York Region from job boards and employer websites who recruit candidates in York Region.

HIGHLIGHTS

JOB POSTINGS BY THE NUMBERS

TOTAL ACTIVE	NEW THIS MONTH	COMPANIES	JOB BOARDS
8,391	4,454	3,948	29

OF DAYS POSTED

AVERAGE	MEDIAN
22.0	16

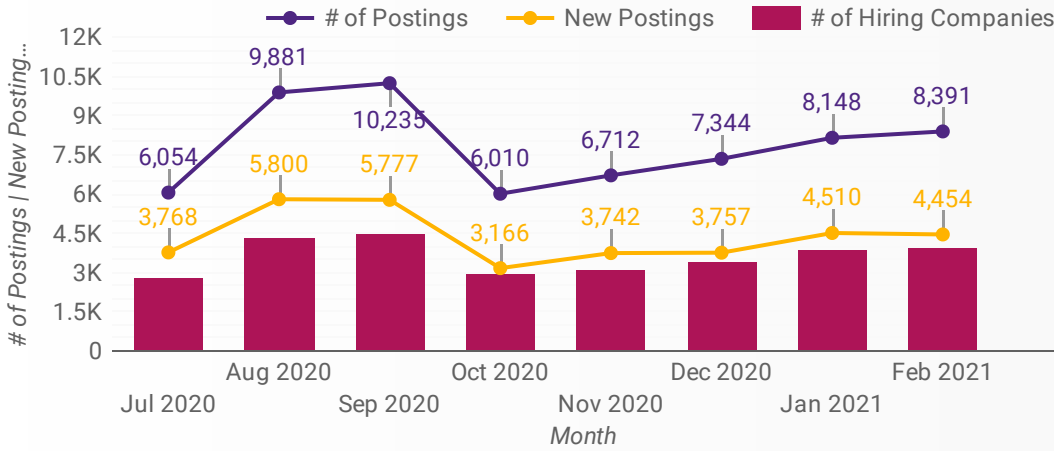
REPORT BUILDER

The default filter selection below will show all job demand data for the month. You can use the filters to create a customized report for the purpose of understanding a subset of the data.

MUNICIPALITY	ADDITIONAL LANGUA...	
JOB TYPE	JOB DURATION	JOB BOARD
SKILL LEVEL	QUICK FIND	
SKILL TYPE NAME / 1-DIGIT NATIONAL OCCUPATIONAL CLASSIFICATION CODE		
MAJOR GROUP / 2-DIGIT NATIONAL OCCUPATIONAL CLASSIFICATION CODE		
MINOR GROUP / 3-DIGIT NATIONAL OCCUPATIONAL CLASSIFICATION CODE		
UNIT GROUP / 4-DIGIT NATIONAL OCCUPATIONAL CLASSIFICATION CODE		
COMPANY OR EMPLOYMENT AGENCY		

JOB POSTINGS BY MONTH

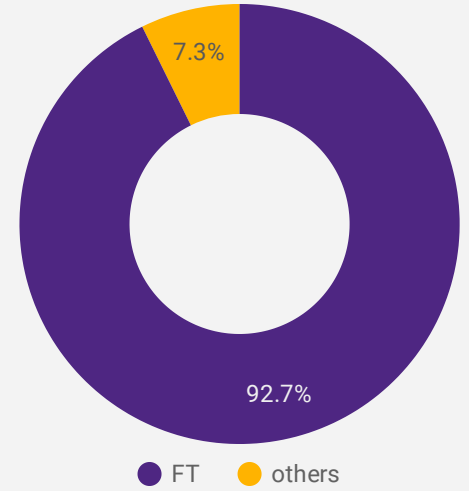
How many job postings were active for at least 1 day this month in the area?



NOTE: This graph cannot be filtered using the controls on the cover page

JOB TYPE

Full-time vs Part-time



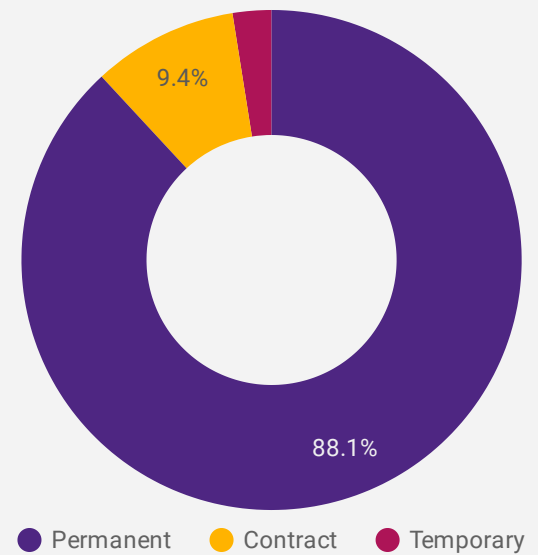
JOB POSTINGS BY MUNICIPALITY

Where are job opportunities being offered?

MUNICIPALITY	POSTING COUNT	AVG POSTING LENGTH IN DAYS	MEDIAN POSTING LENGTH IN DAYS
1. City of Vaughan	2,835	94.0	94
2. City of Markham	2,256	96.0	96
3. Town of Newmarket	1,165	51.0	51
4. Town of Richmond Hill	1,021	63.0	63
5. Town of Aurora	425	30.0	30
6. Town of East Gwillimbury	198	22.0	22
7. Township of King	139	16.0	16
8. Town of Georgina	137	18.0	18
9. Town of Whitchurch-Stouffville	50	11.0	11

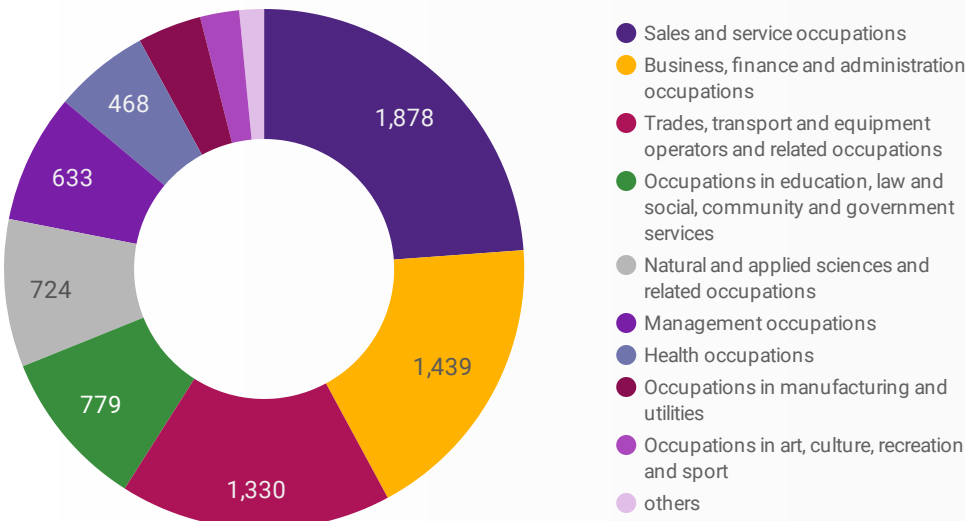
JOB DURATION

Permanency of jobs posted



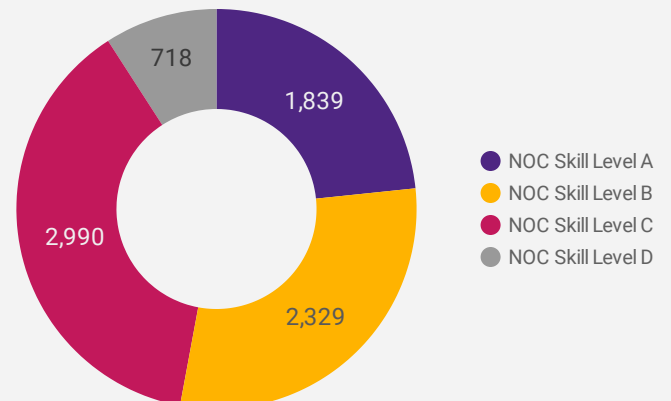
JOB POSTINGS BY SKILL TYPE

What skill type is being recruited?



JOB POSTINGS BY SKILL LEVEL

What education do occupations typically require?



Skill Level A = Usually University education | Skill Level B = Usually College education or Apprenticeship training | Skill Level C = Usually Secondary education or occupation-specific training | Skill Level D = Usually on-the-job training

TOP OCCUPATIONS

What kind of jobs are in-demand?

	4 DIGIT NOC NAME	POSTINGS ▾
1.	Material handlers	327
2.	Other customer and information services representatives	312
3.	Retail salespersons	307
4.	Administrative assistants	247
5.	Home support workers, housekeepers and related occupations	223
6.	Home child care providers	193
7.	Transport truck drivers	155
8.	Receptionists	145
9.	Administrative officers	140
10.	Food and beverage servers	139
11.	Retail and wholesale trade managers	137
12.	Cooks	125
13.	Delivery and courier service drivers	107
14.	Software engineers and designers	88
15.	Cashiers	86
16.	Accounting and related clerks	85
17.	General practitioners and family physicians	84
18.	Light duty cleaners	84
19.	Accounting technicians and bookkeepers	81
20.	Advertising, marketing and public relations managers	81
21.	Construction trades helpers and labourers	80
22.	Shippers and receivers	73
23.	Other assisting occupations in support of health services	70
24.	Other labourers in processing, manufacturing and utilities	67
25.	Security guards and related security service occupations	67
26.	Residential and commercial installers and servicers	66
27.	Landscaping and grounds maintenance labourers	65
28.	Supervisors, supply chain, tracking and scheduling co-ordination occupations	65
29.	Carpenters	64
30.	Other products assemblers, finishers and inspectors	64

1 - 50 / 370 < >

TOP EMPLOYERS/AGENCIES

Who is hiring?

	COMPANY	POSTINGS ▾
1.	Kijiji Jobs	448
2.	Municipality of York	171
3.	AMD	150
4.	SOUTHLAKE REGIONAL HEALTH CENTRE	96
5.	Jobskills.org	87
6.	MARKHAM STOUFFVILLE HOSPITAL	64
7.	UPS	60
8.	TD BANK	54
9.	Magna International Inc.	53
10.	CareerJet	45
11.	YORK CATHOLIC DISTRICT SCHOOL BOARD	45
12.	Randstad Canada	42
13.	STAPLES CANADA	35
14.	Toronto and Region Conservation	32
15.	TJX Companies, Inc.	29
16.	Recipe Unlimited Corporation	27
17.	TJX Canada	26
18.	IBM	26
19.	The Home Depot Canada	23
20.	Gregory Signs	23
21.	Highlight Motor Freight Inc.	22
22.	Paladin Security	22
23.	MACKENZIE HEALTH	22
24.	YORK REGION DISTRICT SCHOOL BOARD	22
25.	Sunrise Senior Living	21
26.	Bayshore HealthCare	21
27.	Forest Group	21
28.	SIENNA SENIOR LIVING	20

1 - 50 / 3950 < >

TOP HIRING SECTORS (6 DIGIT NAICS CODE)

What sectors are hiring?

NOTE: This table cannot be filtered using the controls on the cover page

	Class title	Code	Class definition	Job Posting Count	Avg Posting Length
1.	Full-service restaurants	722511	This Canadian industry comprises establishments primarily engaged in providing food services to patrons who order and are served while seated and pay after eating.	138	30
2.	General (except paediatric) hospitals	622111	This Canadian industry comprises establishments, licensed as hospitals, primarily engaged in providing diagnostic and medical treatment to in-patients with any of a wide variety of diseases or medical conditions. These establishments usually provide other services, such as out-patient services, diagnostic X-ray services, clinical laboratory services and pharmacy services.	117	17
3.	Corporate and institutional banking industry	522112	This Canadian industry comprises establishments primarily engaged in issuing loans to large businesses, governments or other large institutional clients, using funds primarily obtained from related personal and commercial banking establishments. Corporate and institutional banking establishments provide deposit and other services to their clients.	93	18
4.	Holding companies	551113	This Canadian industry comprises establishments primarily engaged in holding the securities of (or other equity interests in) other businesses, for the purpose of exercising control, either directly or through subsidiaries, and/or influencing the management decisions of these businesses.	89	25
5.	Employment placement agencies and executive search services	561310	This Canadian industry comprises establishments primarily engaged in listing employment vacancies and selecting, referring and placing applicants in employment, either on a permanent or temporary basis. The individuals placed are not employees of the placement agencies.	83	19
6.	Elementary and secondary schools	611110	This Canadian industry comprises establishments primarily engaged in providing academic courses that comprise a basic preparatory education, that is, Kindergarten to Grade 12.	68	12
7.	Local messengers and local delivery	492210	This Canadian industry comprises establishments primarily engaged in providing messenger and delivery services of small parcels within a single urban area.	68	21
8.	Paediatric hospitals	622112	This Canadian industry comprises establishments, licensed as hospitals, primarily engaged in providing in-patient diagnostic and medical treatment to children with any of a wide variety of diseases or medical conditions. These establishments usually provide other services, such as out-patient services, diagnostic X-ray services, clinical laboratory services and pharmacy services.	59	20
9.	Insurance agencies and brokerages	524210	This Canadian industry comprises establishments primarily engaged in selling insurance and pension products. The staff of these agencies and brokerages are not employed by the insurance carriers they represent.	53	19
10.	Landscaping services	561730	This Canadian industry comprises establishments primarily engaged in providing landscape care and maintenance services and/or installing trees, shrubs, plants, lawns or gardens, and establishments engaged in these activities along with the construction (installation) of walkways, retaining walls, decks, fences, ponds and similar structures.	53	18
11.	New car dealers	441110	This Canadian industry comprises establishments primarily engaged in retailing new automobiles, sport utility vehicles, and light-duty trucks and vans, including mini-vans, to final consumers or to automobile lessors. These establishments also typically retail used cars, replacement parts and accessories, and provide repair services.	52	18
12.	Offices of dentists	621210	This Canadian industry comprises establishments of licensed dentists primarily engaged in the private or group practice of general or specialized dentistry or dental surgery. Offices of dentists, especially walk-in centres that accept patients without appointment and that often have extended office hours, are sometimes called clinics or dental centres.	51	19
13.	Engineering services	541330	This Canadian industry comprises establishments primarily engaged in applying principles of engineering in the design, development and utilization of machines, materials, instruments, structures, processes and systems.	48	18
	Grand total			3,157	24.15

OCCUPATIONS BY FREQUENCY & LENGTH OF JOB POSTINGS

What jobs are hard to fill and in-demand in the area?

	4 DIGIT NOC	4 DIGIT NOC NAME	SKILL LEVEL	POSTING COUNT	AVG POSTING LENGTH IN DAYS	MEDIAN POSTING LENGTH IN DAYS
1.	7452	Material handlers	NOC Skill Level C	327	20.7	16
2.	6552	Other customer and information services representatives	NOC Skill Level C	312	17.6	16
3.	6421	Retail salespersons	NOC Skill Level C	307	19.3	16
4.	1241	Administrative assistants	NOC Skill Level B	247	23.4	15
5.	4412	Home support workers, housekeepers and related occupations	NOC Skill Level C	223	29.0	16
6.	4411	Home child care providers	NOC Skill Level C	193	54.2	35
7.	7511	Transport truck drivers	NOC Skill Level C	155	21.6	15
8.	1414	Receptionists	NOC Skill Level C	145	17.1	15
9.	1221	Administrative officers	NOC Skill Level B	140	17.9	18
10.	6513	Food and beverage servers	NOC Skill Level C	139	18.6	15
11.	621	Retail and wholesale trade managers	NOC Skill Level A	137	22.6	17
12.	6322	Cooks	NOC Skill Level B	125	35.9	16
13.	7514	Delivery and courier service drivers	NOC Skill Level C	107	16.8	15
14.	2173	Software engineers and designers	NOC Skill Level A	88	35.5	26
15.	6611	Cashiers	NOC Skill Level D	86	17.4	15
16.	1431	Accounting and related clerks	NOC Skill Level C	85	17.0	16.5
17.	3112	General practitioners and family physicians	NOC Skill Level A	84	20.2	18
18.	6731	Light duty cleaners	NOC Skill Level D	84	18.4	15
19.	1311	Accounting technicians and bookkeepers	NOC Skill Level B	81	24.4	16
20.	124	Advertising, marketing and public relations managers	NOC Skill Level A	81	23.3	19
21.	7611	Construction trades helpers and labourers	NOC Skill Level D	80	15.4	15
22.	1521	Shippers and receivers	NOC Skill Level C	73	21.2	17.5
23.	3414	Other assisting occupations in support of health services	NOC Skill Level C	70	16.6	18
24.	9619	Other labourers in processing, manufacturing and utilities	NOC Skill Level D	67	18.1	16
25.	6541	Security guards and related security service occupations	NOC Skill Level C	67	13.3	12.5
26.	7441	Residential and commercial installers and servicers	NOC Skill Level C	66	27.6	16
27.	8612	Landscaping and grounds maintenance labourers	NOC Skill Level D	65	16.6	16
28.	1215	Supervisors, supply chain, tracking and scheduling coordination occupations	NOC Skill Level B	65	39.2	18
29.	7271	Carpenters	NOC Skill Level B	64	38.1	15
30.	6507	Other products assemblers, finishers and inspectors	NOC Skill Level C	64	22.2	16

MULTILINGUAL JOB POSTINGS BY THE NUMBERS

ACTIVE POSTINGS
329

NEW POSTINGS
172

COMPANIES
214

UNIQUE LANGUAGES
7

OF DAYS POSTED

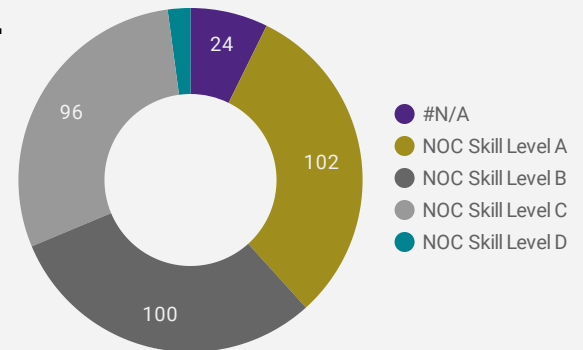
AVERAGE
18

MEDIAN
18

MULTILINGUAL JOB POSTINGS BY SKILL LEVEL

What language skills are employers looking for by occupational skill level?

- 102** Skill Level A - Management/ Professional Occupations usually requiring University
- 100** Skill Level B - Usually college education or apprenticeship training
- 96** Skill Level C - Usually secondary education or occupation-specific training
- 7** Skill Level D - Usually on-the-job training



JOB POSTINGS BY LANGUAGE SKILL

How many job postings require specific language skills?

African Dialect Language Jobs 0	Arabic Language Jobs 6
Cantonese Language Jobs 64	Chinese Language Jobs 25
French Language Jobs 193	German Language Jobs 4
Italian Language Jobs 0	Japanese Language Jobs 0
Mandarin Language Jobs 0	Portuguese Language Jobs 0
Punjabi Language Jobs 2	Spanish Language Jobs 10
Thai Language Jobs 0	Vietnamese Language Jobs 0

MULTILINGUAL HIRING EMPLOYERS

Which employers are seeking multilingual candidates?

	COMPANY	POSTINGS
1.	Farm Boy	13
2.	Kijiji Jobs	9
3.	IBM	8
4.	TD BANK	8
5.	Bayshore HealthCare	7
6.	Canadian International School Egypt	6
7.	YORK CATHOLIC DISTRICT SCHOOL BOARD	6
8.	Kinark Child & Family Services	5
9.	YORK REGION DISTRICT SCHOOL BOARD	5
10.	DESJARDINS	4
11.	First Class Realty Inc., Brokerage	3
12.	Canadian Mental Health Association, York and South Simcoe	3
13.	MULTITECH CONTRACTING 2000	3
14.	LaborView	3
15.	Grainger Canada	3
16.	BAYVIEW HILL PHARMACY	3

1 - 50 / 215 < >

MULTILINGUAL JOB DEMAND BY 4-DIGIT NOC

What occupations seek French Language Skills?

4-DIGIT NOC NAME	FR EN CH	A FR I C A N	A R A B I C	C A N T O N E S E	C H I N E S E	G E R M A N	I T A L I A N	J A P A N E S E	M A N D A R I N	P O R T U G U E S E	P U N J A B I	S P A N I S H	T H A I	V I E T N A ... E S E
1. Other customer and information services representatives	28	0	0	4	0	0	0	0	0	0	0	1	0	0
2. Business development officers and marketing researchers and consultants	6	0	0	0	0	0	0	0	0	0	0	0	0	0
3. Administrative assistants	6	0	0	11	4	0	0	0	0	0	1	1	0	0
4. Advertising, marketing and public relations managers	6	0	0	3	1	1	0	0	0	0	0	1	0	0
5. Early childhood educators and assistants	5	0	0	0	0	0	0	0	0	0	0	0	0	0
6. Senior government managers and officials	5	0	0	0	0	0	0	0	0	0	0	0	0	0
7. Retail and wholesale trade managers	5	0	0	2	0	0	0	0	0	0	0	0	0	0
8. Elementary school and kindergarten teachers	5	0	0	0	0	0	0	0	0	0	0	0	0	0
9. Computer network technicians	5	0	0	0	0	0	0	0	0	0	0	0	0	0
10. Accounting and related clerks	4	0	0	3	0	0	0	0	0	0	0	1	0	0
11. Home support workers, housekeepers and related occupations	4	0	0	0	0	0	0	0	0	0	0	0	0	0
12. Secondary school teachers	4	0	0	0	0	0	0	0	0	0	0	0	0	0
13. Nurse aides, orderlies and patient service associates	4	0	0	1	1	0	0	0	0	0	0	0	0	0
14. Administrative officers	4	0	0	0	1	0	0	0	0	0	0	0	0	0
15. Butchers, meat cutters and fishmongers - retail and wholesale	4	0	0	0	1	0	0	0	0	0	0	0	0	0
16. Human resources professionals	4	0	0	0	0	1	0	0	0	0	0	0	0	0
17. Professional occupations in advertising, marketing and public relations	4	0	0	1	3	0	0	0	0	0	0	0	0	0
18. General practitioners and family physicians	3	0	0	0	0	0	0	0	0	0	0	0	0	0
19. Data entry clerks	3	0	0	0	0	0	0	0	0	0	0	0	0	0
20. Sales and account representatives - wholesale trade (non-technical)	3	0	0	0	0	0	0	0	0	0	0	0	0	0
21. User support technicians	3	0	0	0	0	0	0	0	0	0	0	0	0	0
22. Supervisors, supply chain, tracking and scheduling co-ordination occupations	3	0	0	0	1	0	0	0	0	0	0	0	0	0
23. Other financial officers	3	0	0	2	0	0	0	0	0	0	0	0	0	0
24. Authors and writers	3	0	0	0	0	0	0	0	0	0	0	0	0	0
25. Lawyers and Quebec notaries	3	0	0	0	0	0	0	0	0	0	0	0	0	0
26. Industrial and manufacturing engineers	3	0	0	0	0	0	0	0	0	0	0	0	0	0
27. Retail salespersons	3	0	0	2	0	0	0	0	0	0	0	0	0	0
28. Other sales related occupations	2	0	0	0	0	0	0	0	0	0	0	0	0	0

JOB POSTINGS BY 3-DIGIT NATIONAL OCCUPATION CLASSIFICATION

What jobs are hard to fill and in-demand in the area?

	3 DIGIT NOC	3 DIGIT NOC NAME	SKILL LEVEL	POSTING COUNT	AVG POSTING LENGTH IN DAYS	MEDIAN POSTING LENGTH IN DAYS
1.	441	Home care providers and educational support occupations	NOC Skill Level C	448	35.0	18
2.	655	Customer and information services representatives	NOC Skill Level C	328	17.4	16
3.	745	Longshore workers and material handlers	NOC Skill Level C	327	20.7	16
4.	642	Retail salespersons	NOC Skill Level C	307	19.3	16
5.	124	Office administrative assistants - general, legal and medical	NOC Skill Level B	283	22.6	16
6.	751	Motor vehicle and transit drivers	NOC Skill Level C	275	19.7	15
7.	122	Administrative and regulatory occupations	NOC Skill Level B	245	19.6	18
8.	217	Computer and information systems professionals	NOC Skill Level A	242	32.5	19
9.	141	General office workers	NOC Skill Level C	197	18.1	15
10.	651	Occupations in food and beverage service	NOC Skill Level C	181	18.0	15
11.	012	Senior managers - construction, transportation, production and utilities	NOC Skill Level A	170	23.8	19

1 - 50 / 131 < >

JOB POSTINGS BY 2-DIGIT NATIONAL OCCUPATION CLASSIFICATION

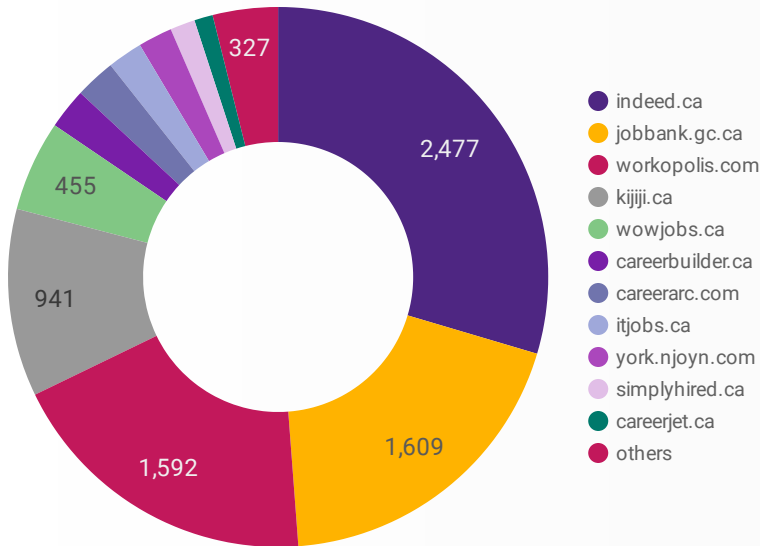
What jobs are hard to fill and in-demand in the area?

	2 DIGIT NOC	2 DIGIT NOC NAME	SKILL LEVEL	POSTING COUNT	AVG POSTING LENGTH IN DAYS	MEDIAN POSTING LENGTH IN DAYS
1.	65	Service representatives and other customer and personal services occupations	NOC Skill Level C	634	17.0	16
2.	12	Administrative and financial supervisors and administrative occupations	NOC Skill Level B	612	23.0	16
3.	21	Professional occupations in natural and applied sciences	NOC Skill Level A	482	28.3	19
4.	44	Care providers and educational, legal and public protection support occupations	NOC Skill Level C	448	35.0	18
5.	74	Other installers, repairers and servicers and material handlers	NOC Skill Level C	397	21.5	16
6.	72	Industrial, electrical and construction trades	NOC Skill Level B	375	26.2	15
7.	64	Sales representatives and salespersons - wholesale and retail trade	NOC Skill Level C	346	19.4	16
8.	14	Office support occupations	NOC Skill Level C	335	17.6	15
9.	75	Transport and heavy equipment operation and related maintenance occupations	NOC Skill Level C	322	19.3	15

1 - 45 / 45 < >

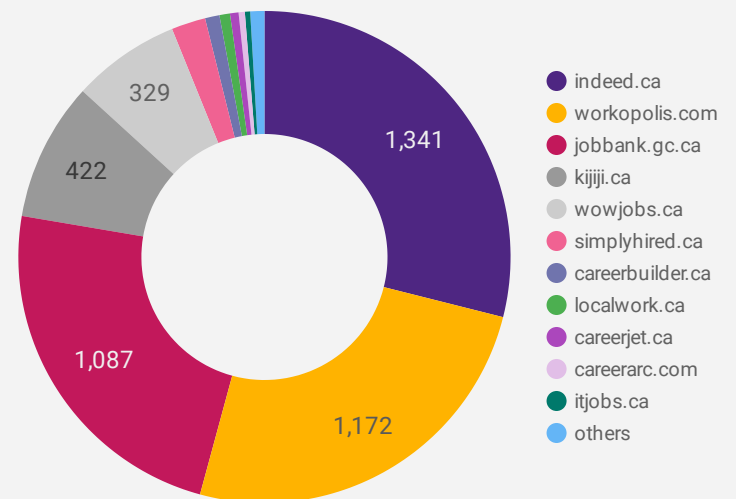
JOB POSTINGS BY JOB BOARD

What share of unique job postings appear on each job board?



COMPANIES BY JOB BOARD

What share of unique companies appear on each job board?



JOB POSTING DETAILS BY JOB BOARD

How does job posting activity differ by job board?

	JOB BOARD	POSTING COUNT	AVG POSTING LENGTH IN DAYS	MEDIAN POSTING LENGTH IN DAYS	# OF COMPANIES
1.	indeed.ca	2,477	19.6	19	1,341
2.	jobbank.gc.ca	1,609	45.2	32	1,087
3.	workopolis.com	1,592	15.4	15	1,172
4.	kijiji.ca	941	15.5	15	422
5.	wowjobs.ca	455	16.7	16	329
6.	careerbuilder.ca	204	18.9	17	44
7.	careerarc.com	202	21.4	9.5	19
8.	itjobs.ca	176	45.9	36.5	16
9.	york.njoyn.com	171	7.0	7	1
10.	simplyhired.ca	125	20.5	16	104
11.	careerjet.ca	93	6.7	6	26
12.	jobs.jobskills.org	87	102.5	88	1
13.	network.applytoeducation.com	53	10.3	13	3
14.	localwork.ca	51	28.4	31	32
15.	randstad.ca	42	26.6	27	1
16.	workforcenow.adp.com	12	12.1	6	1
17.	jobillico.com	12	19.0	19	5
18.	en.agilus.ca	11	47.0	37.5	1