

# JOB DEMAND REPORT

## MARCH 2021

Job posting data collected by Workforce Planning Board of York Region from job boards and employer websites who recruit candidates in York Region.

### HIGHLIGHTS

JOB POSTINGS BY THE NUMBERS				# OF DAYS POSTED	
TOTAL ACTIVE	NEW THIS MONTH	COMPANIES	JOB BOARDS	AVERAGE	MEDIAN
10,803	6,486	4,727	30	21.1	16

## REPORT BUILDER

The default filter selection below will show all job demand data for the month. You can use the filters to create a customized report for the purpose of understanding a subset of the data.

### OCCUPATION FILTERS

SKILL TYPE NAME / 1-DIGIT NOC	▼
MAJOR GROUP / 2-DIGIT NOC	▼
MINOR GROUP / 3-DIGIT NOC	▼
UNIT GROUP / 4-DIGIT NOC	▼
SKILL LEVEL	▼
JOB TYPE	▼
JOB DURATION	▼
ADDITIONAL LANGUAGE	▼
SPECIFIC JOB TAGS	▼

### INDUSTRY/SECTOR FILTERS

HIRING SECTOR BY 2-DIGIT NAICS CODE	▼
HIRING SECTOR BY 3-DIGIT NAICS CODE	▼
HIRING SECTOR BY 4-DIGIT NAICS CODE	▼
HIRING SECTOR BY 5-DIGIT NAICS CODE	▼
HIRING SECTOR BY 6-DIGIT NAICS CODE	▼

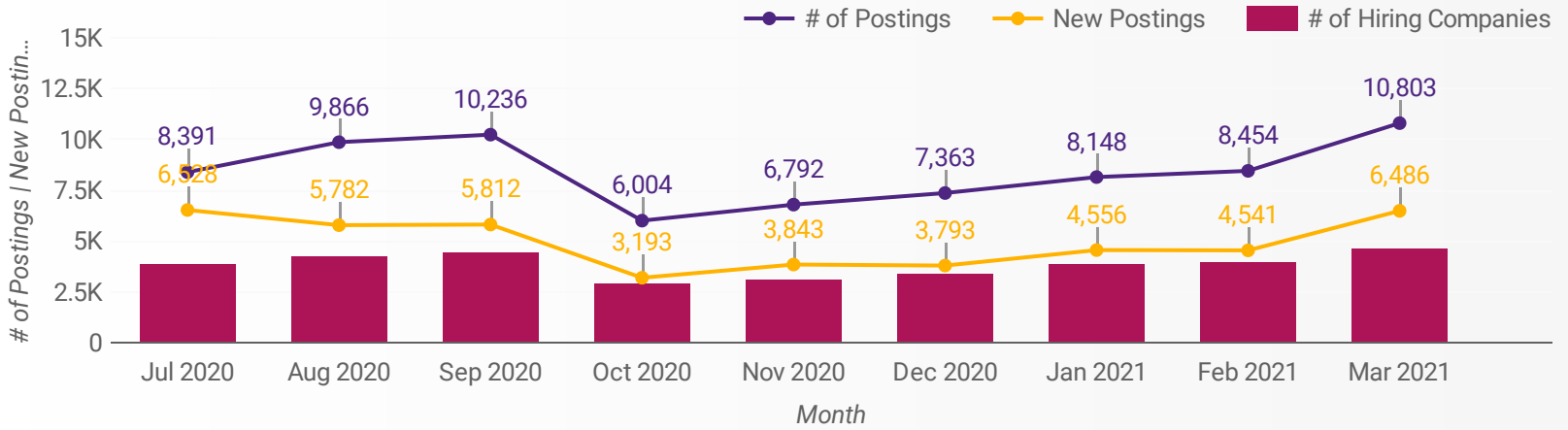
### OTHER FILTERS

MUNICIPALITY	▼
JOB BOARD	▼

NOC = National Occupation Classification | NAICS = North American Industry Classification System

## JOB POSTINGS BY MONTH FOR YORK REGION

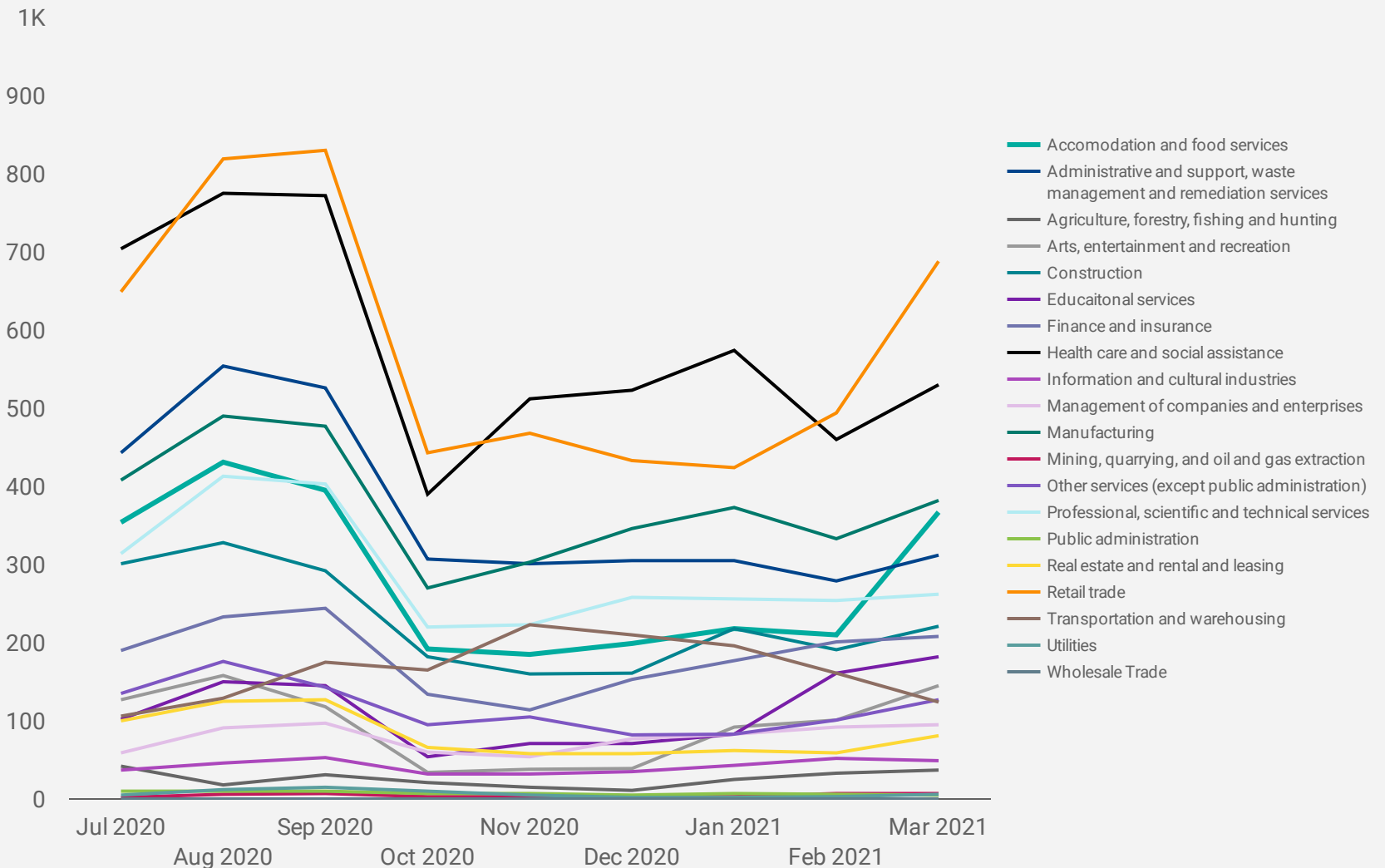
How many job postings were active for at least 1 day this month in the area?



NOTE: This graph cannot be filtered using the controls on the cover page

## JOB POSTINGS BY SECTOR BY MONTH FOR YORK REGION

How many job postings were active for at least 1 day this month?



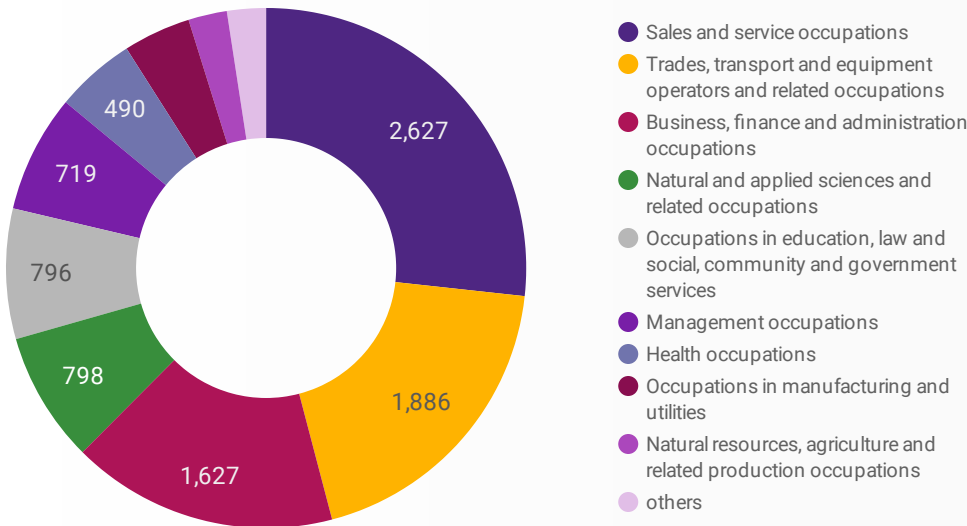
## JOB POSTINGS BY MUNICIPALITY

Where are job opportunities being offered?

	MUNICIPALITY	POSTING COUNT	AVG POSTING LENGTH IN DAYS	MEDIAN POSTING LENGTH IN DAYS
1.	City of Vaughan	3,618	96.0	96
2.	City of Markham	2,694	101.0	101
3.	Town of Newmarket	1,596	56.0	56
4.	Town of Richmond Hill	1,333	66.0	66
5.	Town of Aurora	604	37.0	37
6.	Town of East Gwillimbury	243	20.0	20
7.	Township of King	223	22.0	22
8.	Town of Georgina	184	12.0	12

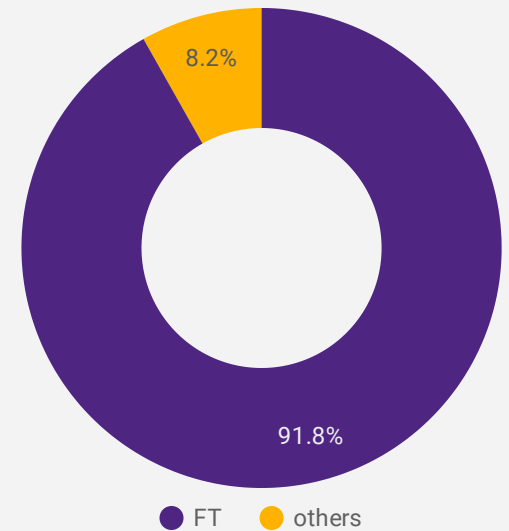
## JOB POSTINGS BY SKILL TYPE

What skill type is being recruited?



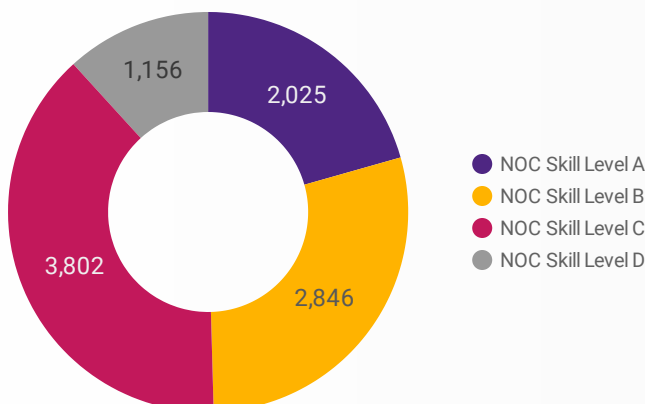
## JOB TYPE

Full-time vs Part-time



## JOB POSTINGS BY SKILL LEVEL

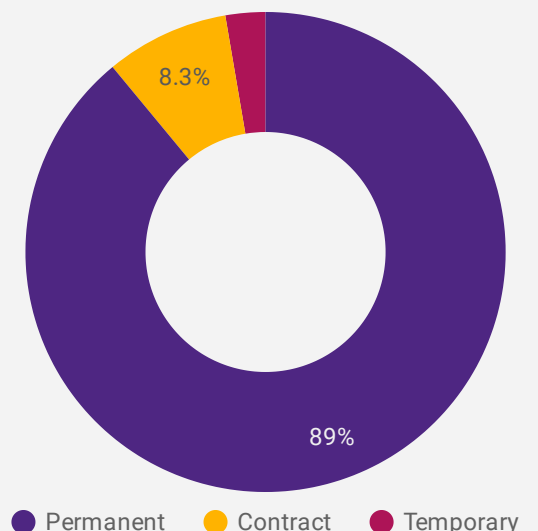
What education do occupations typically require?



Skill Level A = Usually University education | Skill Level B = Usually College education or Apprenticeship training | Skill Level C = Usually Secondary education or occupation-specific training | Skill Level D = Usually on-the-job training

## JOB DURATION

Permanency of jobs posted



## TOP OCCUPATIONS

What kind of jobs are in-demand?

	4 DIGIT NOC NAME	POSTINGS
1.	Retail salespersons	476
2.	Material handlers	436
3.	Other customer and information services representatives	351
4.	Administrative assistants	292
5.	Food and beverage servers	240
6.	Home support workers, housekeepers and related occupations	215
7.	Transport truck drivers	210
8.	Receptionists	207
9.	Cooks	203
10.	Home child care providers	191
11.	Landscaping and grounds maintenance labourers	170
12.	Construction trades helpers and labourers	166
13.	Retail and wholesale trade managers	165
14.	Delivery and courier service drivers	139
15.	Food counter attendants, kitchen helpers and related support occupations	136
16.	Administrative officers	132
17.	Light duty cleaners	123
18.	Cashiers	106
19.	Software engineers and designers	102
20.	Residential and commercial installers and servicers	97
21.	Accounting and related clerks	92
22.	Carpenters	90
23.	Store shelf stockers, clerks and order fillers	90
24.	Shippers and receivers	87
25.	Registered nurses and registered psychiatric nurses	82
26.	Professional occupations in advertising, marketing and public relations	77
27.	Mechanical engineers	76
28.	Other labourers in processing, manufacturing and utilities	73
29.	Accounting technicians and bookkeepers	70
30.	Advertising, marketing and public relations managers	70

## TOP EMPLOYERS/AGENCIES

Who is hiring?

	COMPANY	POSTINGS
1.	Kijiji Jobs	821
2.	AMD	213
3.	Municipality of York	163
4.	SOUTHLAKE REGIONAL HEALTH CENTRE	139
5.	Randstad Canada	92
6.	Jobskills.org	89
7.	YORK CATHOLIC DISTRICT SCHOOL BOARD	61
8.	Amazon	61
9.	MARKHAM STOUFFVILLE HOSPITAL	60
10.	CareerJet	55
11.	YORK REGION DISTRICT SCHOOL BOARD	54
12.	TD BANK	51
13.	TJX Companies, Inc.	46
14.	Magna International Inc.	45
15.	IBM	44
16.	Toronto and Region Conservation	38
17.	The Home Depot Canada	34
18.	TJX Canada	34
19.	Home Depot of Canada Inc.	34
20.	STAPLES CANADA	31
21.	MACKENZIE HEALTH	31
22.	HOME DEPOT	30
23.	SHOPPERS DRUG MART	28
24.	Town of Newmarket	27
25.	McDonald's Restaurants	25
26.	Gregory Signs	25
27.	Farm Boy	24
28.	UPS	24
29.	Bavshore HealthCare	23

## OCCUPATIONS BY FREQUENCY & LENGTH OF JOB POSTINGS

What kind of jobs are hard-to-fill and/or in-demand?

	4 DIGIT NOC	4 DIGIT NOC NAME	SKILL LEVEL	POSTING COUNT	AVG POSTING LENGTH IN DAYS	MEDIAN POSTING LENGTH IN DAYS
1.	6421	Retail salespersons	NOC Skill Level C	476	16.4	16
2.	7452	Material handlers	NOC Skill Level C	436	16.7	15
3.	6552	Other customer and information services representatives	NOC Skill Level C	351	17.5	16
4.	1241	Administrative assistants	NOC Skill Level B	292	22.5	16
5.	6513	Food and beverage servers	NOC Skill Level C	240	17.1	15
6.	4412	Home support workers, housekeepers and related occupations	NOC Skill Level C	215	30.0	16
7.	7511	Transport truck drivers	NOC Skill Level C	210	20.1	15
8.	1414	Receptionists	NOC Skill Level C	207	17.3	15
9.	6322	Cooks	NOC Skill Level B	203	27.5	15
10.	4411	Home child care providers	NOC Skill Level C	191	58.7	56
11.	8612	Landscaping and grounds maintenance labourers	NOC Skill Level D	170	15.6	15
12.	7611	Construction trades helpers and labourers	NOC Skill Level D	166	15.3	15
13.	621	Retail and wholesale trade managers	NOC Skill Level A	165	18.7	17
14.	7514	Delivery and courier service drivers	NOC Skill Level C	139	17.2	15
15.	6711	Food counter attendants, kitchen helpers and related support occupations	NOC Skill Level D	136	15.5	15
16.	1221	Administrative officers	NOC Skill Level B	132	22.3	16
17.	6731	Light duty cleaners	NOC Skill Level D	123	18.8	15
18.	6611	Cashiers	NOC Skill Level D	106	16.0	15
19.	2173	Software engineers and designers	NOC Skill Level A	102	31.7	25
20.	7441	Residential and commercial installers and servicers	NOC Skill Level C	97	21.3	15
21.	1431	Accounting and related clerks	NOC Skill Level C	92	15.8	16
22.	7271	Carpenters	NOC Skill Level B	90	29.8	15
23.	6622	Store shelf stockers, clerks and order fillers	NOC Skill Level D	90	17.1	16
24.	1521	Shippers and receivers	NOC Skill Level C	87	15.9	16
25.	3012	Registered nurses and registered psychiatric nurses	NOC Skill Level A	82	19.4	18
26.	1123	Professional occupations in advertising, marketing and public relations	NOC Skill Level A	77	27.4	18
27.	2132	Mechanical engineers	NOC Skill Level A	76	33.7	18
28.	9619	Other labourers in processing, manufacturing and utilities	NOC Skill Level D	73	16.9	16
29.	1311	Accounting technicians and bookkeepers	NOC Skill Level B	70	36.3	16

## MULTILINGUAL JOB POSTINGS BY THE NUMBERS

ACTIVE POSTINGS	NEW POSTINGS	COMPANIES	UNIQUE LANGUAGES
387	223	225	7

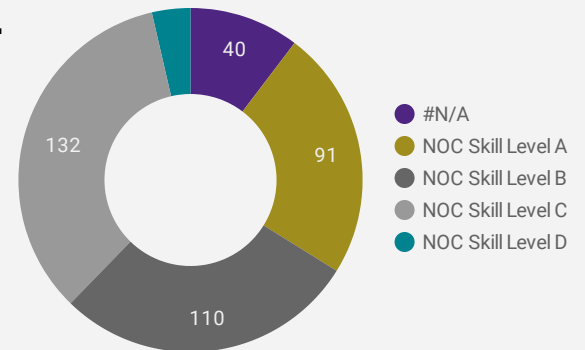
## # OF DAYS POSTED

AVERAGE	MEDIAN
20.8	18

## MULTILINGUAL JOB POSTINGS BY SKILL LEVEL

What language skills are employers looking for by occupational skill level?

- 91 Skill Level A - Management/ Professional Occupations usually requiring University
- 110 Skill Level B - Usually college education or apprenticeship training
- 132 Skill Level C - Usually secondary education or occupation-specific training
- 14 Skill Level D - Usually on-the-job training



## JOB POSTINGS BY LANGUAGE SKILL

How many job postings require specific language skills?

African Dialect Language Jobs	Arabic Language Jobs
0	5
Cantonese Language Jobs	Chinese Language Jobs
65	24
French Language Jobs	German Language Jobs
227	3
Italian Language Jobs	Japanese Language Jobs
0	0
Mandarin Language Jobs	Portuguese Language Jobs
0	0
Punjabi Language Jobs	Spanish Language Jobs
3	17
Thai Language Jobs	Vietnamese Language Jobs
0	0

## MULTILINGUAL HIRING EMPLOYERS

Which employers are seeking multilingual candidates?

	COMPANY	POSTINGS
1.	YORK CATHOLIC DISTRICT SCHOOL BOARD	18
2.	Farm Boy	17
3.	Kijiji Jobs	15
4.	Bayshore HealthCare	8
5.	IBM	8
6.	Mon Sheong Foundation	8
7.	LaborView	7
8.	Canon	7
9.	BGIS	6
10.	Tapagria Spanish Tapas Restaurant	4
11.	Kinark Child & Family Services	4
12.	Canadian International School Egypt	4
13.	TD BANK	4
14.	Diamond Fire Door Corporation	4
15.	Olympus Corporation of the Americas	4
16.	Chipotle	3

1 - 50 / 226 < >

## MULTILINGUAL JOB DEMAND BY 4-DIGIT NOC

What occupations seek French Language Skills?

4-DIGIT NOC NAME	FR EN CH	A FR I C A N	A R A B I C	C A N T O N E S E	C H I N E S E	G E R M A N	I T A L I A N	J A P A N E S E	M A N D A R I N	P O R T U G U E S E	P U N J A B I	S P A N I S H	T H A I	V I E T N A ... E S E
1. Other customer and information services representatives	32	0	0	3	0	0	0	0	0	0	0	4	0	0
2. Retail salespersons	13	0	0	1	0	0	0	0	0	0	0	1	0	0
3. Retail and wholesale trade managers	10	0	0	1	0	0	0	0	0	0	0	0	0	0
4. Administrative assistants	8	0	0	12	5	0	0	0	0	0	0	1	0	0
5. Elementary school and kindergarten teachers	8	0	0	0	0	0	0	0	0	0	0	0	0	0
6. Nurse aides, orderlies and patient service associates	7	0	0	1	0	0	0	0	0	0	0	0	0	0
7. Computer network technicians	5	0	0	0	0	0	0	0	0	0	0	0	0	0
8. Administrative officers	5	0	0	0	0	0	0	0	0	0	0	0	0	0
9. Other sales related occupations	5	0	0	0	0	0	0	0	0	0	0	0	0	0
10. Business development officers and marketing researchers and consultants	5	0	0	0	0	0	0	0	0	0	0	0	0	0
11. Home support workers, housekeepers and related occupations	5	0	0	0	0	0	0	0	0	0	0	0	0	0
12. Elementary and secondary school teacher assistants	5	0	0	0	0	0	0	0	0	0	0	0	0	0
13. Senior government managers and officials	4	0	0	1	0	0	0	0	0	0	0	0	0	0
14. Collectors	4	0	0	0	0	0	0	0	0	0	0	0	0	0
15. User support technicians	4	0	0	0	0	0	0	0	0	0	0	1	0	0
16. Professional occupations in advertising, marketing and public relations	4	0	0	3	1	0	0	0	0	0	0	0	0	0
17. Human resources professionals	4	0	0	0	0	0	0	0	0	0	0	0	0	0
18. Other financial officers	4	0	0	0	0	0	0	0	0	0	0	0	0	0
19. Secondary school teachers	4	0	0	0	0	0	0	0	0	0	0	0	0	0
20. Sales and account representatives - wholesale trade (non-technical)	4	0	0	0	0	0	0	0	0	0	0	0	0	0
21. Butchers, meat cutters and fishmongers - retail and wholesale	4	0	0	1	0	0	0	0	0	0	0	0	0	0
22. Machining tool operators	3	0	0	0	0	0	0	0	0	0	0	0	0	0
23. Material handlers	3	0	0	0	0	0	0	0	0	0	0	0	0	0
24. Supervisors, supply chain, tracking and scheduling co-ordination occupations	3	0	0	0	0	0	0	0	0	0	0	0	0	0
25. Social workers	3	0	0	1	0	0	0	0	0	0	0	0	0	0
26. Cooks	3	0	0	0	0	0	0	0	0	0	0	1	0	0
27. Bakers	2	0	0	0	0	0	0	0	0	0	0	0	0	0
28. Payroll administrators	2	0	0	0	0	0	0	0	0	0	0	0	0	0

## JOB POSTINGS BY 2-DIGIT NATIONAL OCCUPATION CLASSIFICATION

What jobs are hard to fill and in-demand in the area?

	2 DIGIT NOC	2 DIGIT NOC NAME	SKILL LEVEL	POSTING COUNT	AVG POSTING LENGTH IN DAYS	MEDIAN POSTING LENGTH IN DAYS
1.	65	Service representatives and other customer and personal services occupations	NOC Skill Level C	827	17.6	15
2.	12	Administrative and financial supervisors and administrative occupations	NOC Skill Level B	645	24.9	16
3.	74	Other installers, repairers and servicers and material handlers	NOC Skill Level C	537	17.5	15
4.	64	Sales representatives and salespersons - wholesale and retail trade	NOC Skill Level C	527	16.5	16
5.	72	Industrial, electrical and construction trades	NOC Skill Level B	525	25.9	15
6.	21	Professional occupations in natural and applied sciences	NOC Skill Level A	524	26.0	18
7.	44	Care providers and educational, legal and public protection support occupations	NOC Skill Level C	446	38.3	18
8.	14	Office support occupations	NOC Skill Level C	440	17.2	15
9.	75	Transport and heavy equipment operation and related maintenance occupations	NOC Skill Level C	427	18.5	15
10.	67	Service support and other service occupations, n.e.c.	NOC Skill Level D	404	16.7	15
11.	63	Service supervisors and specialized service occupations	NOC Skill Level B	393	30.3	16
12.	11	Professional occupations in business and finance	NOC Skill Level A	284	22.2	18
13.	01	Senior managers - construction, transportation, production and utilities	NOC Skill Level A	276	24.2	18
14.	22	Technical occupations related to natural and applied sciences	NOC Skill Level B	274	22.4	18
15.	66	Sales support occupations	NOC Skill Level D	256	16.5	15
16.	06	Middle management occupations in retail and wholesale trade and customer services	NOC Skill Level A	247	22.4	18
17.	62	Retail sales supervisors and specialized sales occupations	NOC Skill Level B	220	25.5	18
18.	73	Maintenance and equipment operation trades	NOC Skill Level B	206	24.7	15
19.	76	Trades helpers, construction labourers and related occupations	NOC Skill Level D	191	15.8	15
20.	15	Distribution, tracking and scheduling co-ordination occupations	NOC Skill Level C	174	15.9	16
21.	86	Harvesting, landscaping and natural resources labourers	NOC Skill Level D	174	15.6	15
22.	32	Technical occupations in health	NOC Skill Level B	160	19.6	18



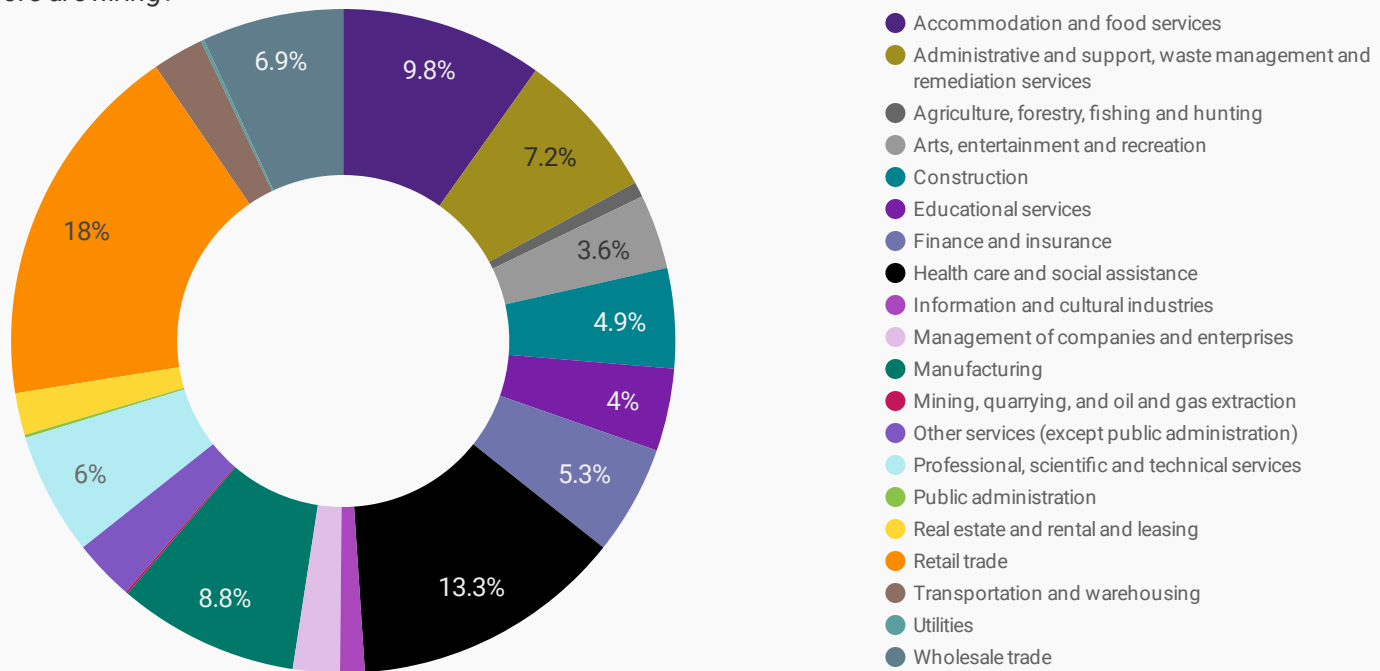
## JOB POSTINGS BY 3-DIGIT NATIONAL OCCUPATION CLASSIFICATION

What jobs are hard to fill and in-demand in the area?

	3 DIGIT NOC	3 DIGIT NOC NAME	SKILL LEVEL	POSTING COUNT	AVG POSTING LENGTH IN DAYS	MEDIAN POSTING LENGTH IN DAYS
1.	642	Retail salespersons	NOC Skill Level C	476	16.4	16
2.	441	Home care providers and educational support occupations	NOC Skill Level C	446	38.3	18
3.	745	Longshore workers and material handlers	NOC Skill Level C	436	16.7	15
4.	655	Customer and information services representatives	NOC Skill Level C	367	17.4	16
5.	751	Motor vehicle and transit drivers	NOC Skill Level C	363	18.7	15
6.	124	Office administrative assistants - general, legal and medical	NOC Skill Level B	337	21.7	16
7.	651	Occupations in food and beverage service	NOC Skill Level C	311	18.6	15
8.	141	General office workers	NOC Skill Level C	271	17.9	15
9.	217	Computer and information systems professionals	NOC Skill Level A	243	27.9	18
10.	673	Cleaners	NOC Skill Level D	242	17.3	15
11.	122	Administrative and regulatory occupations	NOC Skill Level B	238	24.8	18
12.	632	Chefs and cooks	NOC Skill Level B	234	28.0	16
13.	761	Trades helpers and labourers	NOC Skill Level D	181	15.5	15
14.	861	Harvesting, landscaping and natural resources labourers	NOC Skill Level D	174	15.6	15
15.	012	Senior managers - construction, transportation, production and utilities	NOC Skill Level A	165	21.4	18
16.	062	Retail and wholesale trade managers	NOC Skill Level A	165	18.7	17
17.	152	Supply chain logistics, tracking and scheduling co-ordination occupations	NOC Skill Level C	160	15.9	16
18.	662	Other sales support and related occupations	NOC Skill Level D	150	16.9	16
19.	112	Human resources and business service professionals	NOC Skill Level A	142	24.6	18
20.	111	Auditors, accountants and investment professionals	NOC Skill Level A	142	19.8	18
21.	421	Paraprofessional occupations in legal, social, community and education services	NOC Skill Level B	139	19.7	16
22.	143	Financial, insurance and related administrative support workers	NOC Skill Level C	138	15.7	16
23.	671	Food counter attendants, kitchen helpers and related support occupations	NOC Skill Level D	136	15.5	15
24.	213	Civil, mechanical, electrical and chemical engineers	NOC Skill Level A	125	27.4	18
25.	341	Assisting occupations in support of health services	NOC Skill Level C	125	17.0	18
26.	961	Labourers in processing, manufacturing and utilities	NOC Skill Level D	124	17.1	16
27.	727	Carpenters and cabinetmakers	NOC Skill Level B	120	28.7	15
28.	071	Managers in customer and personal services, n.e.c.	NOC Skill Level A	117	21.3	17

## TOP HIRING SECTORS (2 DIGIT NAICS CODE)

What sectors are hiring?



TOP HIRING SECTORS (2 DIGIT NAICS CODE)	NAICS CODE	POSTING COUNT	AVG POSTING LENGTH IN DAYS	MEDIAN POSTING LENGTH IN DAYS
1. Retail trade	44-45	688	18.7	16
2. Health care and social assistance	62	530	20.2	18
3. Manufacturing	31-33	382	22.4	16
4. Accommodation and food services	72	367	26.6	15
5. Administrative and support, waste management and remediation ...	56	312	18.7	15
6. Wholesale trade	41	275	22.3	18
7. Professional, scientific and technical services	54	262	23.2	18
8. Construction	23	221	24.3	15
9. Finance and insurance	52	208	17.9	18
10. Educational services	61	182	23.2	16
11. Arts, entertainment and recreation	71	145	19.8	18
12. Other services (except public administration)	81	127	25.3	16
13. Transportation and warehousing	48-49	124	32.9	18
14. Management of companies and enterprises	55	95	24.4	18
15. Real estate and rental and leasing	53	81	24.2	15
16. Information and cultural industries	51	49	17.0	17
17. Agriculture, forestry, fishing and hunting	11	37	17.5	17
18. Mining, quarrying, and oil and gas extraction	21	7	16.8	17.5
19. Utilities	22	6	20.3	18
20. Public administration	91	5	13.0	15.5

NOTE: NAICS code 56 includes Employment Agencies. Manufacturing includes codes 31-33, Retail Trade includes codes 44-45 and Transportation and Warehousing includes codes 48-49.

## TOP HIRING SECTORS (3 DIGIT NAICS CODE)

What sectors are hiring?

	NAICS CODE	TOP HIRING SECTORS (3 DIGIT NAICS)	POSTING COUNT ▾	AVG POSTING LENGTH IN DAYS	MEDIAN POSTING LENGTH IN DAYS
1.	722	Food services and drinking places	354	27.1	15
2.	561	Administrative and support services	304	18.7	15
3.	541	Professional, scientific and technical services	262	23.2	18
4.	622	Hospitals	235	20.1	18
5.	621	Ambulatory health care services	192	19.3	15
6.	611	Educational services	182	23.2	16
7.	238	Specialty trade contractors	147	24.2	15
8.	448	Clothing and clothing accessories stores	129	18.4	18
9.	522	Credit intermediation and related activities	118	17.5	18
10.	444	Building material and garden equipment and supplies dealers	117	15.8	15
11.	441	Motor vehicle and parts dealers	107	17.3	15
12.	713	Amusement, gambling and recreation industries	105	20.7	18
13.	445	Food and beverage stores	102	21.1	16
14.	551	Management of companies and enterprises	95	24.4	18
15.	416	Building material and supplies merchant wholesalers	89	19.0	18
16.	442	Furniture and home furnishings stores	76	20.3	16
17.	624	Social assistance	75	24.7	16
18.	446	Health and personal care stores	75	20.0	16
19.	417	Machinery, equipment and supplies merchant wholesalers	67	17.3	18
20.	812	Personal and laundry services	66	27.1	15
21.	524	Insurance carriers and related activities	65	18.3	18
22.	332	Fabricated metal product manufacturing	61	22.5	16
23.	531	Real estate	61	25.9	15
24.	236	Construction of buildings	55	28.0	15
25.	414	Personal and household goods merchant wholesalers	54	21.6	16
26.	484	Truck transportation	51	34.0	16
27.	811	Repair and maintenance	46	20.8	16
28.	326	Plastics and rubber products manufacturing	39	18.5	16
29.	712	Heritage institutions	39	17.5	18
30.	337	Furniture and related product manufacturing	38	28.4	18
31.	492	Couriers and messengers	36	26.9	23

## TOP HIRING SECTORS (4 DIGIT NAICS CODE)

What sectors are hiring?

	NAICS CODE	TOP HIRING SECTORS (4 DIGIT NAICS)	POSTING COUNT ▾	AVG POSTING LENGTH IN DAYS	MEDIAN POSTING LENGTH IN DAYS
1.	7225	Full-service restaurants and limited-service eating places	353	27.1	15
2.	6221	General medical and surgical hospitals	234	20.1	18
3.	6111	Elementary and secondary schools	120	20.6	15
4.	4441	Building material and supplies dealers	113	15.8	15.5
5.	5617	Services to buildings and dwellings	108	20.1	16
6.	4481	Clothing stores	108	18.8	18
7.	5221	Depository credit intermediation	104	17.6	18
8.	5613	Employment services	104	16.2	14
9.	5511	Management of companies and enterprises	95	24.4	18
10.	7139	Other amusement and recreation industries	94	20.9	16
11.	4411	Automobile dealers	88	17.6	15
12.	6213	Offices of other health practitioners	82	20.1	15
13.	4461	Health and personal care stores	75	20.0	16
14.	5413	Architectural, engineering and related services	66	19.5	18
15.	5242	Agencies, brokerages and other insurance related activities	64	18.3	18
16.	4163	Lumber, millwork, hardware and other building supplies merchant wholesalers	62	20.0	18
17.	5415	Computer systems design and related services	62	26.0	18
18.	6116	Other schools and instruction	58	30.4	18
19.	5616	Investigation and security services	55	15.0	15
20.	2382	Building equipment contractors	52	25.1	16
21.	6212	Offices of dentists	51	18.7	15
22.	4451	Grocery stores	48	20.9	15
23.	6244	Child day-care services	47	28.9	16
24.	4452	Specialty food stores	46	21.8	18
25.	8121	Personal care services	46	32.6	15
26.	5312	Offices of real estate agents and brokers	44	26.6	15
27.	4421	Furniture stores	43	16.6	16
28.	4841	General freight trucking	42	29.7	16
29.	2361	Residential building construction	41	30.7	15.5
30.	7121	Heritage institutions	39	17.5	18
31.	3261	Plastic product manufacturing	37	18.6	16

## TOP HIRING SECTORS (5 DIGIT NAICS CODE)

What sectors are hiring?

	NAICS CODE	TOP HIRING SECTORS (5 DIGIT NAICS)	POSTING COUNT ▾	AVG POSTING LENGTH IN DAYS	MEDIAN POSTING LENGTH IN DAYS
1.	72251	Full-service restaurants and limited-service eating places	353	27.1	15
2.	62211	General medical and surgical hospitals	234	20.1	18
3.	61111	Elementary and secondary schools	120	20.6	15
4.	52211	Banking	103	17.6	18
5.	56131	Employment placement agencies and executive search services	100	16.2	14
6.	55111	Management of companies and enterprises	95	24.4	18
7.	56173	Landscaping services	85	20.9	16
8.	44111	New car dealers	83	16.1	15
9.	54151	Computer systems design and related services	62	26.0	18
10.	62121	Offices of dentists	51	18.7	15
11.	54133	Engineering services	49	20.3	18
12.	52421	Insurance agencies and brokerages	49	18.6	18
13.	44511	Supermarkets and other grocery (except convenience) stores	48	20.9	15
14.	62441	Child day-care services	47	28.9	16
15.	53121	Offices of real estate agents and brokers	44	26.6	15
16.	61169	All other schools and instruction	43	36.5	18
17.	62139	Offices of all other health practitioners	43	24.7	15
18.	44211	Furniture stores	43	16.6	16
19.	71394	Fitness and recreational sports centres	42	26.1	18
20.	23611	Residential building construction	41	30.7	15.5
21.	41639	Other specialty-line building supplies merchant wholesalers	41	18.3	18
22.	44411	Home centres	39	15.0	15
23.	71219	Nature parks and other similar institutions	38	17.5	18
24.	71391	Golf courses and country clubs	38	17.3	16
25.	44611	Pharmacies and drug stores	37	16.2	16
26.	23822	Plumbing, heating and air-conditioning contractors	37	28.4	15.5
27.	44413	Hardware stores	35	15.1	17
28.	44529	Other specialty food stores	35	19.2	18
29.	44419	Other building material dealers	34	18.0	16
30.	56161	Investigation, guard and armoured car services	34	10.5	8
31.	32619	Other plastic product manufacturing	33	19.3	16

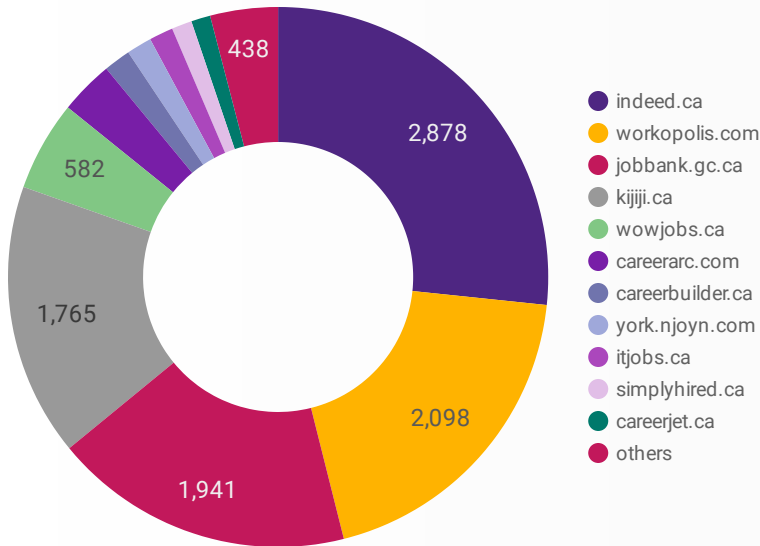
## TOP HIRING SECTORS (6 DIGIT NAICS CODE)

What sectors are hiring?

	NAICS CODE	TOP HIRING SECTORS (6 DIGIT NAICS)	POSTING COUNT ▾	AVG POSTING LENGTH IN DAYS	MEDIAN POSTING LENGTH IN DAYS
1.	722511	Full-service restaurants	264	30.3	15
2.	622111	General (except paediatric) hospitals	174	20.4	18
3.	611110	Elementary and secondary schools	120	20.6	15
4.	561310	Employment placement agencies and executive search services	100	16.2	14
5.	522112	Corporate and institutional banking industry	96	17.6	18
6.	551113	Holding companies	95	24.4	18
7.	722512	Limited-service eating places	89	19.4	15
8.	561730	Landscaping services	85	20.9	16
9.	441110	New car dealers	83	16.1	15
10.	541514	Computer systems design and related services (except video game design and developm...	62	26.0	18
11.	622112	Paediatric hospitals	60	19.3	18
12.	621210	Offices of dentists	51	18.7	15
13.	541330	Engineering services	49	20.3	18
14.	524210	Insurance agencies and brokerages	49	18.6	18
15.	445110	Supermarkets and other grocery (except convenience) stores	48	20.9	15
16.	624410	Child day-care services	47	28.9	16
17.	611690	All other schools and instruction	43	36.5	18
18.	621390	Offices of all other health practitioners	43	24.7	15
19.	442110	Furniture stores	43	16.6	16
20.	713940	Fitness and recreational sports centres	42	26.1	18
21.	416390	Other specialty-line building supplies merchant wholesalers	41	18.3	18
22.	236110	Residential building construction	41	30.7	15.5
23.	444110	Home centres	39	15.0	15
24.	712190	Nature parks and other similar institutions	38	17.5	18
25.	713910	Golf courses and country clubs	38	17.3	16
26.	238220	Plumbing, heating and air-conditioning contractors	37	28.4	15.5
27.	446110	Pharmacies and drug stores	37	16.2	16
28.	444130	Hardware stores	35	15.1	17
29.	444190	Other building material dealers	34	18.0	16
30.	448140	Family clothing stores	32	16.8	18
31.	561612	Security guard and patrol services	32	10.5	8

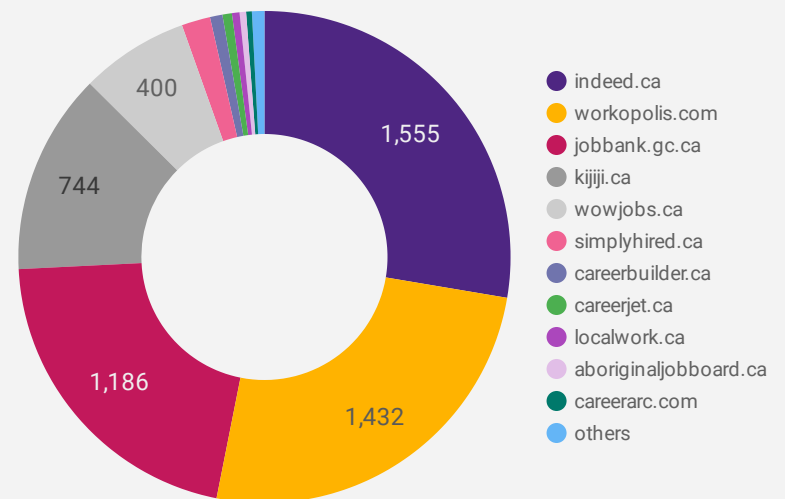
## JOB POSTINGS BY JOB BOARD

What share of unique job postings appear on each job board?



## COMPANIES BY JOB BOARD

What share of unique companies appear on each job board?



## JOB POSTING DETAILS BY JOB BOARD

How does job posting activity differ by job board?

	JOB BOARD	POSTING COUNT	AVG POSTING LENGTH IN DAYS	MEDIAN POSTING LENGTH IN DAYS	# OF COMPANIES
1.	indeed.ca	2,878	19.2	18	1,555
2.	workopolis.com	2,098	15.3	15	1,432
3.	jobbank.gc.ca	1,941	45.0	29	1,186
4.	kijiji.ca	1,765	15.0	15	744
5.	wowjobs.ca	582	16.4	16	400
6.	careerarc.com	348	22.2	16	21
7.	careerbuilder.ca	174	17.4	17	46
8.	york.njoyn.com	163	7.4	7	1
9.	itjobs.ca	155	42.4	34	12
10.	simplyhired.ca	131	15.9	16	106
11.	careerjet.ca	124	12.8	11	35
12.	randstad.ca	92	26.9	31	1
13.	jobs.jobskills.org	89	40.7	28	1
14.	network.applytoeducation.com	74	18.5	13	2
15.	localwork.ca	41	30.6	31	28
16.	aboriginaljobboard.ca	30	24.0	28	24
17.	workforcenow.adp.com	21	14.0	13.5	1
18.	canadianexecutivesearch.com	15	19.0	17	1