

JOB DEMAND REPORT

APRIL 2021

Job posting data collected by Workforce Planning Board of York Region from job boards and employer websites who recruit candidates in York Region.

HIGHLIGHTS

JOB POSTINGS BY THE NUMBERS				# OF DAYS POSTED	
TOTAL ACTIVE	NEW THIS MONTH	COMPANIES	JOB BOARDS	AVERAGE	MEDIAN
12,358	7,270	5,132	28	20.2	16

REPORT BUILDER

The default filter selection below will show all job demand data for the month. You can use the filters to create a customized report for the purpose of understanding a subset of the data.

OCCUPATION FILTERS

SKILL TYPE NAME / 1-DIGIT NOC	▼
MAJOR GROUP / 2-DIGIT NOC	▼
MINOR GROUP / 3-DIGIT NOC	▼
UNIT GROUP / 4-DIGIT NOC	▼
SKILL LEVEL	▼
JOB TYPE	▼
JOB DURATION	▼
ADDITIONAL LANGUAGE	▼
SPECIFIC JOB TAGS	▼

INDUSTRY/SECTOR FILTERS

HIRING SECTOR BY 2-DIGIT NAICS CODE	▼
HIRING SECTOR BY 3-DIGIT NAICS CODE	▼
HIRING SECTOR BY 4-DIGIT NAICS CODE	▼
HIRING SECTOR BY 5-DIGIT NAICS CODE	▼
HIRING SECTOR BY 6-DIGIT NAICS CODE	▼

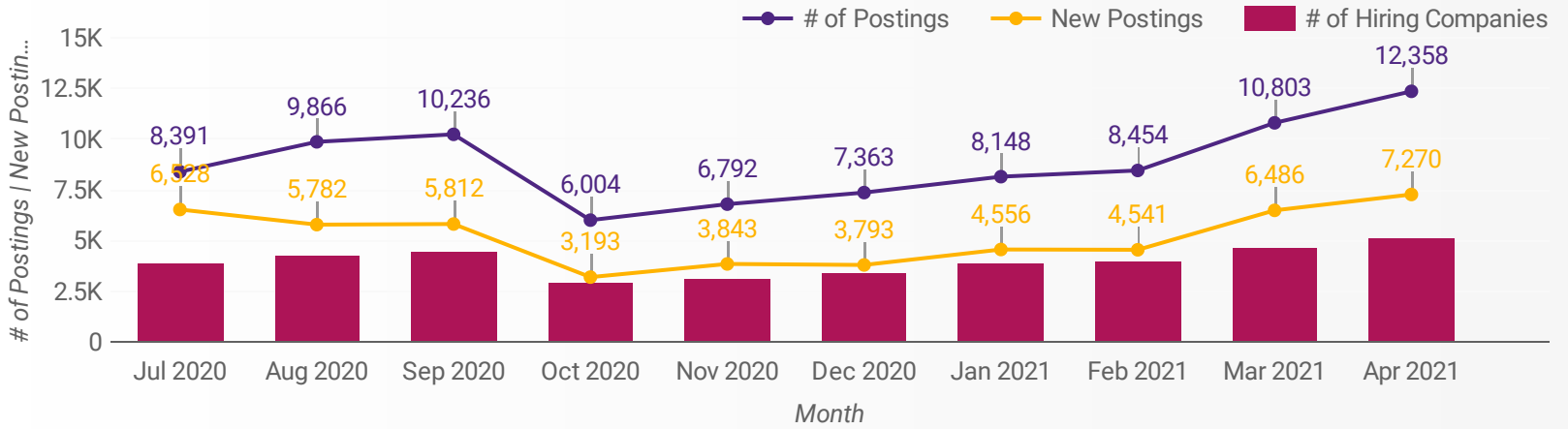
OTHER FILTERS

MUNICIPALITY	▼
JOB BOARD	▼

NOC = National Occupation Classification | NAICS = North American Industry Classification System

JOB POSTINGS BY MONTH FOR YORK REGION

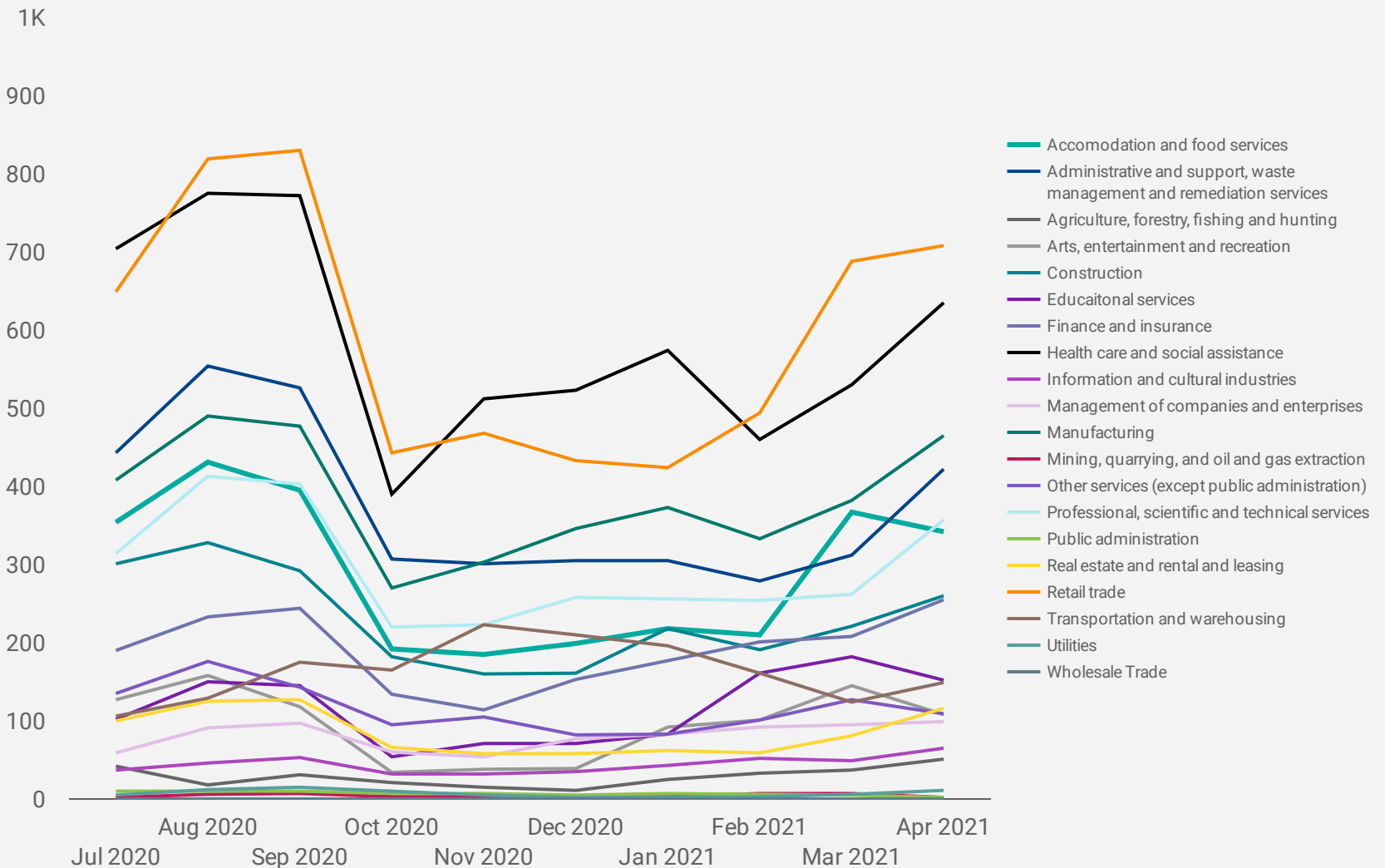
How many job postings were active for at least 1 day this month in the area?



NOTE: This graph cannot be filtered using the controls on the cover page

JOB POSTINGS BY SECTOR BY MONTH FOR YORK REGION

How many job postings were active for at least 1 day this month?



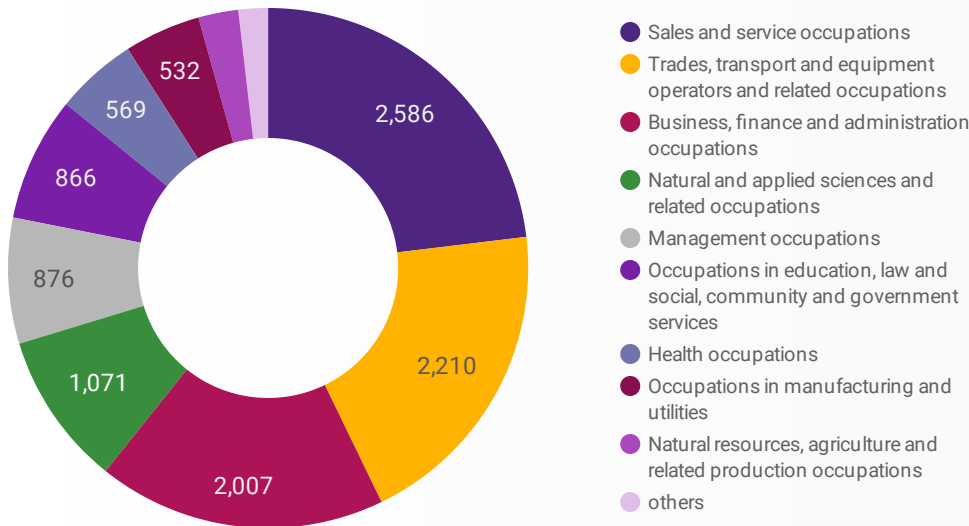
JOB POSTINGS BY MUNICIPALITY

Where are job opportunities being offered?

	MUNICIPALITY	POSTING COUNT	AVG POSTING LENGTH IN DAYS	MEDIAN POSTING LENGTH IN DAYS
1.	City of Vaughan	4,339	88.0	88
2.	City of Markham	3,153	93.0	93
3.	Town of Newmarket	1,698	55.0	55
4.	Town of Richmond Hill	1,431	46.0	46
5.	Town of Aurora	693	30.0	30
6.	Town of East Gwillimbury	266	17.0	17
7.	Township of King	259	25.0	25
8.	Town of Georgina	169	11.0	11

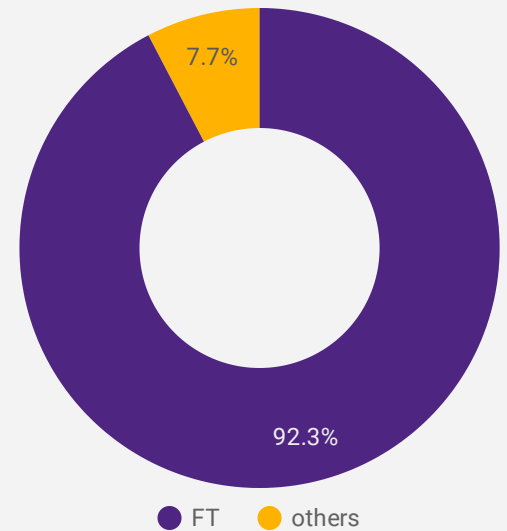
JOB POSTINGS BY SKILL TYPE

What skill type is being recruited?



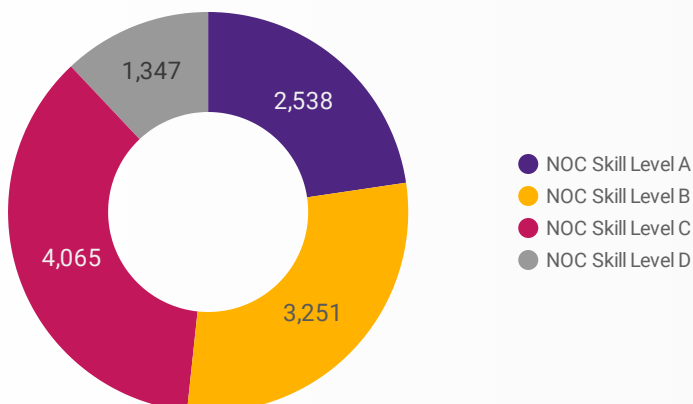
JOB TYPE

Full-time vs Part-time



JOB POSTINGS BY SKILL LEVEL

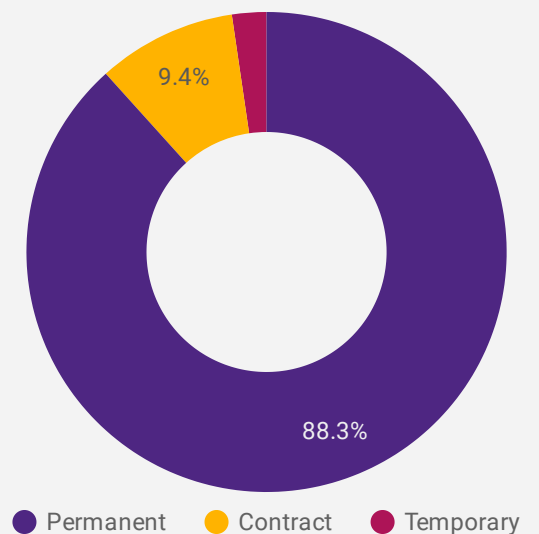
What education do occupations typically require?



Skill Level A = Usually University education | Skill Level B = Usually College education or Apprenticeship training | Skill Level C = Usually Secondary education or occupation-specific training | Skill Level D = Usually on-the-job training

JOB DURATION

Permanency of jobs posted



TOP OCCUPATIONS

What kind of jobs are in-demand?

	4 DIGIT NOC NAME	POSTINGS ▾
1.	Material handlers	528
2.	Other customer and information services representatives	396
3.	Retail salespersons	378
4.	Administrative assistants	308
5.	Transport truck drivers	255
6.	Home support workers, housekeepers and related occupations	244
7.	Cooks	214
8.	Construction trades helpers and labourers	211
9.	Receptionists	202
10.	Landscaping and grounds maintenance labourers	200
11.	Delivery and courier service drivers	182
12.	Home child care providers	171
13.	Food counter attendants, kitchen helpers and related support occupations	164
14.	Professional occupations in advertising, marketing and public relations	153
15.	Retail and wholesale trade managers	152
16.	Food and beverage servers	144
17.	Light duty cleaners	140
18.	Software engineers and designers	129
19.	Administrative officers	129
20.	Accounting and related clerks	114
21.	Carpenters	104
22.	Residential and commercial installers and servicers	103
23.	Shippers and receivers	101
24.	Cashiers	96
25.	Facility operation and maintenance managers	94
26.	Mechanical engineers	93
27.	Advertising, marketing and public relations managers	92
28.	Registered nurses and registered psychiatric nurses	92
29.	Specialized cleaners	87
30.	Other sales related occupations	85

TOP EMPLOYERS/AGENCIES

Who is hiring?

	COMPANY	POSTINGS ▾
1.	Kijiji Jobs	865
2.	AMD	243
3.	Municipality of York	183
4.	SOUTHLAKE REGIONAL HEALTH CENTRE	170
5.	Randstad Canada	77
6.	Jobskills.org	76
7.	MARKHAM STOUFFVILLE HOSPITAL	65
8.	TD BANK	60
9.	Magna International Inc.	58
10.	YORK REGION DISTRICT SCHOOL BOARD	56
11.	CareerJet	46
12.	IBM	42
13.	Revera Inc.	39
14.	Amazon	39
15.	Home Depot of Canada Inc.	36
16.	STAPLES CANADA	35
17.	YUMMY MARKET	34
18.	Farm Boy	33
19.	MACKENZIE HEALTH	32
20.	SHOPPERS DRUG MART	31
21.	Gregory Signs	30
22.	Toronto and Region Conservation	29
23.	Aviva	28
24.	Allstate Canada	28
25.	McDonald's Restaurants	28
26.	Walmart Canada	25
27.	Multimatic	25
28.	Agilus	24
29.	RANDSTAD	24

OCCUPATIONS BY FREQUENCY & LENGTH OF JOB POSTINGS

What kind of jobs are hard-to-fill and/or in-demand?

	4 DIGIT NOC	4 DIGIT NOC NAME	SKILL LEVEL	POSTING COUNT	AVG POSTING LENGTH IN DAYS	MEDIAN POSTING LENGTH IN DAYS
1.	7452	Material handlers	NOC Skill Level C	528	17.4	15
2.	6552	Other customer and information services representatives	NOC Skill Level C	396	18.4	16
3.	6421	Retail salespersons	NOC Skill Level C	378	18.3	16
4.	1241	Administrative assistants	NOC Skill Level B	308	18.2	16
5.	7511	Transport truck drivers	NOC Skill Level C	255	19.2	15
6.	4412	Home support workers, housekeepers and related occupations	NOC Skill Level C	244	22.6	16
7.	6322	Cooks	NOC Skill Level B	214	24.9	16
8.	7611	Construction trades helpers and labourers	NOC Skill Level D	211	16.0	15
9.	1414	Receptionists	NOC Skill Level C	202	18.6	15
10.	8612	Landscaping and grounds maintenance labourers	NOC Skill Level D	200	16.8	15
11.	7514	Delivery and courier service drivers	NOC Skill Level C	182	16.1	15
12.	4411	Home child care providers	NOC Skill Level C	171	58.0	58
13.	6711	Food counter attendants, kitchen helpers and related support occupations	NOC Skill Level D	164	16.9	15
14.	1123	Professional occupations in advertising, marketing and public relations	NOC Skill Level A	153	21.5	18
15.	621	Retail and wholesale trade managers	NOC Skill Level A	152	18.6	18
16.	6513	Food and beverage servers	NOC Skill Level C	144	16.3	15
17.	6731	Light duty cleaners	NOC Skill Level D	140	16.0	15
18.	2173	Software engineers and designers	NOC Skill Level A	129	33.1	23
19.	1221	Administrative officers	NOC Skill Level B	129	24.5	18
20.	1431	Accounting and related clerks	NOC Skill Level C	114	16.2	18
21.	7271	Carpenters	NOC Skill Level B	104	29.1	15
22.	7441	Residential and commercial installers and servicers	NOC Skill Level C	103	21.3	15
23.	1521	Shippers and receivers	NOC Skill Level C	101	18.1	16
24.	6611	Cashiers	NOC Skill Level D	96	17.6	15
25.	714	Facility operation and maintenance managers	NOC Skill Level A	94	20.7	16
26.	2132	Mechanical engineers	NOC Skill Level A	93	32.7	18
27.	124	Advertising, marketing and public relations managers	NOC Skill Level A	92	36.6	18
28.	3012	Registered nurses and registered psychiatric nurses	NOC Skill Level A	92	21.4	17
29.	6732	Specialized cleaners	NOC Skill Level D	87	16.7	15

MULTILINGUAL JOB POSTINGS BY THE NUMBERS

ACTIVE POSTINGS	NEW POSTINGS	COMPANIES	UNIQUE LANGUAGES
545	379	344	10

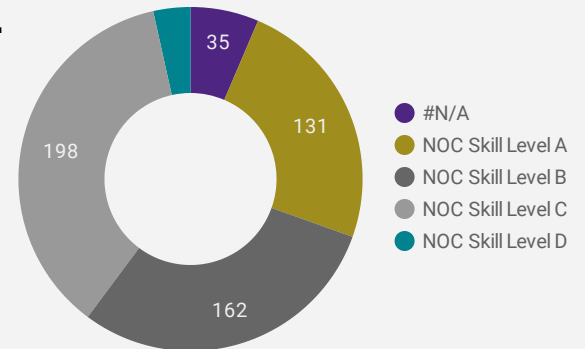
OF DAYS POSTED

AVERAGE	MEDIAN
18.1	18

MULTILINGUAL JOB POSTINGS BY SKILL LEVEL

What language skills are employers looking for by occupational skill level?

- 131** Skill Level A - Management/ Professional Occupations usually requiring University
- 162** Skill Level B - Usually college education or apprenticeship training
- 198** Skill Level C - Usually secondary education or occupation-specific training
- 19** Skill Level D - Usually on-the-job training



JOB POSTINGS BY LANGUAGE SKILL

How many job postings require specific language skills?

African Dialect Language Jobs	Arabic Language Jobs
0	10
Cantonese Language Jobs	Chinese Language Jobs
114	38
French Language Jobs	German Language Jobs
291	6
Italian Language Jobs	Japanese Language Jobs
8	2
Mandarin Language Jobs	Portuguese Language Jobs
12	0
Punjabi Language Jobs	Spanish Language Jobs
7	21
Thai Language Jobs	Vietnamese Language Jobs
0	0

MULTILINGUAL HIRING EMPLOYERS

Which employers are seeking multilingual candidates?

	COMPANY	POSTINGS
1.	Farm Boy	18
2.	Kijiji Jobs	15
3.	Mon Sheong Foundation	7
4.	TD BANK	6
5.	T&T Supermarket INC	5
6.	FedEx Express Canada	5
7.	COMMUNITY LIVING YORK SOUTH	5
8.	FedEx Express	5
9.	Olympus Corporation of the Americas	5
10.	YORK CATHOLIC DISTRICT SCHOOL BOARD	5
11.	CRH	5
12.	Canadian Mental Health Association, York and South Simcoe	5
13.	BGIS	4
14.	TOROMONT CAT	4
15.	IT Products Manufacturer	4
16.	IBM	4

1 - 50 / 344 < >

NOTE: NAICS code 56 includes Employment Agencies. Manufacturing includes codes 31-33, Retail Trade includes codes 44-45 and Transportation and Warehousing includes codes 48-49.

MULTILINGUAL JOB DEMAND BY 4-DIGIT NOC

What occupations seek French Language Skills?

4-DIGIT NOC NAME	FR EN CH	A FR I C A N	A R A B I C	C A N T O N E S E	C H I N E S E	G E R M A N	I T A L I A N	J A P A N E S E	M A N D A R I N	P O R T U G U E S E	P U N J A B I	S P A N I S H	T H A I	V I E T N A ... E S E
1. Other customer and information services representatives	55	1	0	8	1	1	0	0	1	0	0	5	0	0
2. Retail salespersons	14	0	0	1	1	0	0	0	0	0	0	1	0	0
3. Professional occupations in advertising, marketing and public relations	8	0	0	6	1	0	0	0	0	0	0	0	0	0
4. Administrative officers	8	0	0	0	0	0	0	0	0	0	0	0	0	0
5. Human resources professionals	7	0	0	0	0	0	0	0	0	0	0	1	0	0
6. Retail and wholesale trade managers	7	0	0	1	1	0	0	0	1	0	0	0	0	0
7. Other instructors	7	3	0	2	0	0	0	0	0	0	0	0	0	0
8. Butchers, meat cutters and fishmongers - retail and wholesale	6	0	0	0	0	0	0	0	0	0	0	0	0	0
9. Delivery and courier service drivers	6	0	0	0	2	0	0	0	0	0	0	0	0	0
10. Nurse aides, orderlies and patient service associates	6	0	0	1	1	0	0	0	0	0	0	0	0	0
11. Administrative assistants	6	0	0	14	6	0	1	0	2	0	0	0	0	0
12. Elementary school and kindergarten teachers	6	0	0	0	0	0	0	0	0	0	0	0	0	0
13. Other financial officers	5	0	0	1	1	0	0	0	1	0	0	0	0	0
14. General office support workers	5	0	0	2	3	0	1	0	1	0	0	0	0	0
15. Sales and account representatives - wholesale trade (non-technical)	5	0	0	0	0	0	0	0	0	0	0	0	0	0
16. Technical sales specialists - wholesale trade	5	0	0	1	0	0	0	0	0	0	1	0	0	0
17. Home support workers, housekeepers and related occupations	4	1	0	5	0	0	1	0	0	0	2	0	0	0
18. Data entry clerks	4	0	0	2	0	0	0	0	0	0	0	0	0	0
19. Secondary school teachers	4	0	0	0	1	0	0	0	0	0	0	0	0	0
20. Other sales related occupations	4	0	0	0	1	1	0	0	0	0	0	0	0	0
21. Material handlers	4	0	0	0	0	0	0	0	0	0	0	0	0	0
22. Information systems analysts and consultants	4	1	0	0	1	0	0	0	1	0	0	0	0	0
23. Supervisors, supply chain, tracking and scheduling co-ordination occupations	3	0	0	1	3	0	1	0	0	0	0	0	0	0
24. Human resources and recruitment officers	3	0	0	0	0	0	0	0	0	0	1	0	0	0
25. Computer network technicians	3	0	0	1	0	0	0	0	0	0	0	0	0	0
26. Retail and wholesale buyers	3	0	0	0	0	0	0	0	0	0	0	0	0	0
27. Business development officers and marketing researchers and consultants	3	0	0	1	1	0	0	0	0	0	0	0	0	0
28. Corporate sales managers	3	0	0	1	0	0	0	0	0	0	0	0	0	0

JOB POSTINGS BY 2-DIGIT NATIONAL OCCUPATION CLASSIFICATION

What jobs are hard to fill and in-demand in the area?

	2 DIGIT NOC	2 DIGIT NOC NAME	SKILL LEVEL	POSTING COUNT	AVG POSTING LENGTH IN DAYS	MEDIAN POSTING LENGTH IN DAYS
1.	12	Administrative and financial supervisors and administrative occupations	NOC Skill Level B	773	20.8	18
2.	65	Service representatives and other customer and personal services occupations	NOC Skill Level C	746	17.3	16
3.	21	Professional occupations in natural and applied sciences	NOC Skill Level A	688	26.0	18
4.	74	Other installers, repairers and servicers and material handlers	NOC Skill Level C	640	18.1	15
5.	72	Industrial, electrical and construction trades	NOC Skill Level B	567	23.7	15
6.	75	Transport and heavy equipment operation and related maintenance occupations	NOC Skill Level C	523	17.8	15
7.	14	Office support occupations	NOC Skill Level C	495	17.3	16
8.	67	Service support and other service occupations, n.e.c.	NOC Skill Level D	469	16.8	15
9.	64	Sales representatives and salespersons - wholesale and retail trade	NOC Skill Level C	437	18.1	16
10.	44	Care providers and educational, legal and public protection support occupations	NOC Skill Level C	433	33.0	18
11.	63	Service supervisors and specialized service occupations	NOC Skill Level B	423	29.6	16
12.	11	Professional occupations in business and finance	NOC Skill Level A	399	20.6	18
13.	22	Technical occupations related to natural and applied sciences	NOC Skill Level B	383	20.5	18
14.	01	Senior managers - construction, transportation, production and utilities	NOC Skill Level A	339	26.4	18
15.	66	Sales support occupations	NOC Skill Level D	260	17.6	16
16.	06	Middle management occupations in retail and wholesale trade and customer services	NOC Skill Level A	256	22.6	18
17.	62	Retail sales supervisors and specialized sales occupations	NOC Skill Level B	251	20.1	18
18.	76	Trades helpers, construction labourers and related occupations	NOC Skill Level D	248	16.0	15
19.	15	Distribution, tracking and scheduling co-ordination occupations	NOC Skill Level C	238	17.9	16
20.	73	Maintenance and equipment operation trades	NOC Skill Level B	232	21.2	16
21.	41	Professional occupations in law and social, community and government services	NOC Skill Level A	222	17.6	18
22.	86	Harvesting, landscaping and natural resources labourers	NOC Skill Level D	205	17.5	15

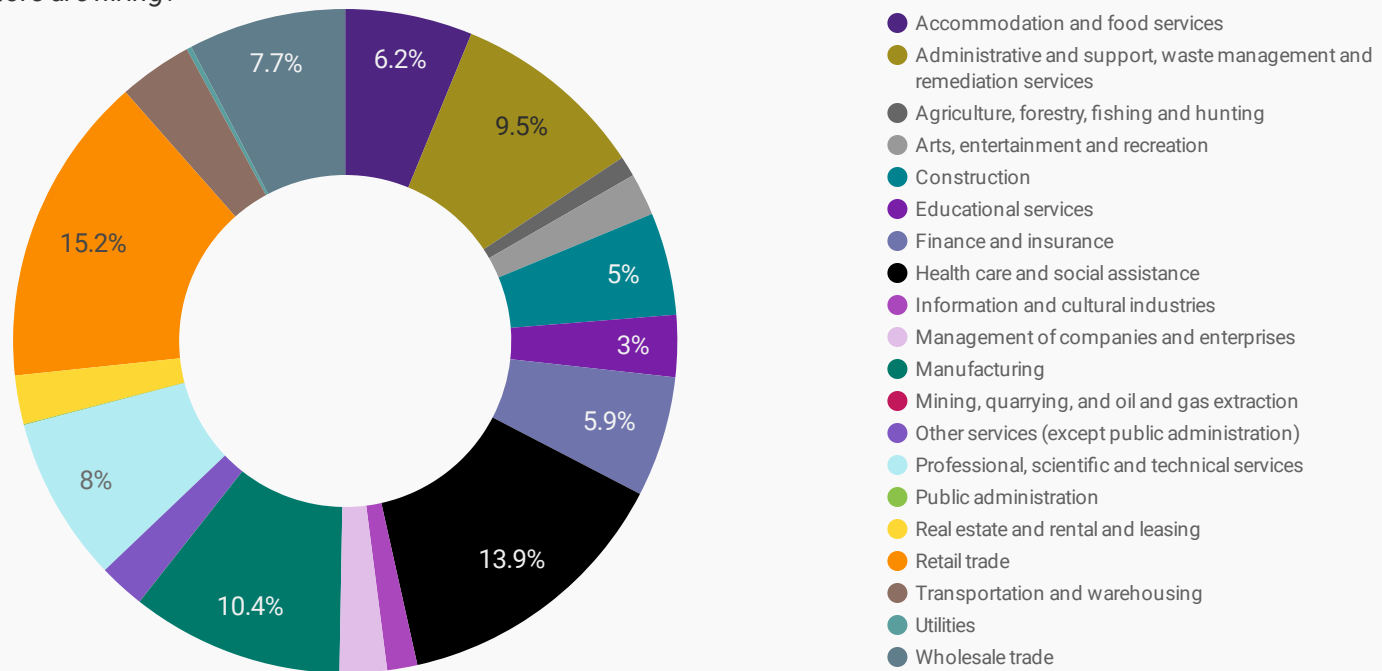
JOB POSTINGS BY 3-DIGIT NATIONAL OCCUPATION CLASSIFICATION

What jobs are hard to fill and in-demand in the area?

	3 DIGIT NOC	3 DIGIT NOC NAME	SKILL LEVEL	POSTING COUNT	AVG POSTING LENGTH IN DAYS	MEDIAN POSTING LENGTH IN DAYS
1.	745	Longshore workers and material handlers	NOC Skill Level C	528	17.4	15
2.	751	Motor vehicle and transit drivers	NOC Skill Level C	454	17.8	15
3.	441	Home care providers and educational support occupations	NOC Skill Level C	428	33.2	18
4.	655	Customer and information services representatives	NOC Skill Level C	421	18.3	16
5.	124	Office administrative assistants - general, legal and medical	NOC Skill Level B	380	17.9	18
6.	642	Retail salespersons	NOC Skill Level C	378	18.3	16
7.	217	Computer and information systems professionals	NOC Skill Level A	301	29.5	18
8.	122	Administrative and regulatory occupations	NOC Skill Level B	295	22.5	18
9.	141	General office workers	NOC Skill Level C	285	17.7	15
10.	673	Cleaners	NOC Skill Level D	281	16.6	15
11.	112	Human resources and business service professionals	NOC Skill Level A	243	21.2	18
12.	632	Chefs and cooks	NOC Skill Level B	242	25.2	16
13.	761	Trades helpers and labourers	NOC Skill Level D	236	16.0	15
14.	152	Supply chain logistics, tracking and scheduling co-ordination occupations	NOC Skill Level C	223	18.1	16
15.	861	Harvesting, landscaping and natural resources labourers	NOC Skill Level D	205	17.5	15
16.	012	Senior managers - construction, transportation, production and utilities	NOC Skill Level A	183	25.6	18
17.	651	Occupations in food and beverage service	NOC Skill Level C	177	16.5	15
18.	213	Civil, mechanical, electrical and chemical engineers	NOC Skill Level A	171	25.8	16
19.	071	Managers in customer and personal services, n.e.c.	NOC Skill Level A	165	19.8	16
20.	662	Other sales support and related occupations	NOC Skill Level D	164	17.6	16
21.	671	Food counter attendants, kitchen helpers and related support occupations	NOC Skill Level D	164	16.9	15
22.	421	Paraprofessional occupations in legal, social, community and education services	NOC Skill Level B	164	19.2	16
23.	341	Assisting occupations in support of health services	NOC Skill Level C	164	17.3	18
24.	143	Financial, insurance and related administrative support workers	NOC Skill Level C	162	17.0	18
25.	961	Labourers in processing, manufacturing and utilities	NOC Skill Level D	161	16.8	15
26.	111	Auditors, accountants and investment professionals	NOC Skill Level A	156	19.8	18
27.	416	Policy and program researchers, consultants and officers	NOC Skill Level A	152	18.4	18
28.	062	Retail and wholesale trade managers	NOC Skill Level A	152	18.6	18

TOP HIRING SECTORS (2 DIGIT NAICS CODE)

What sectors are hiring?



TOP HIRING SECTORS (2 DIGIT NAICS CODE)		NAICS CODE	POSTING COUNT	AVG POSTING LENGTH IN DAYS	MEDIAN POSTING LENGTH IN DAYS
1.	Retail trade	44-45	708	18.9	16
2.	Health care and social assistance	62	635	19.7	18
3.	Manufacturing	31-33	465	20.4	16
4.	Administrative and support, waste management and remediation servi...	56	422	20.8	16
5.	Professional, scientific and technical services	54	357	21.1	18
6.	Accommodation and food services	72	342	23.7	15
7.	Wholesale trade	41	339	21.6	18
8.	Construction	23	260	22.2	15
9.	Finance and insurance	52	255	20.3	18
10.	Educational services	61	152	22.1	18
11.	Transportation and warehousing	48-49	149	27.1	18
12.	Real estate and rental and leasing	53	116	22.8	18
13.	Other services (except public administration)	81	109	26.7	18
14.	Arts, entertainment and recreation	71	108	17.3	18
15.	Management of companies and enterprises	55	99	20.8	18
16.	Information and cultural industries	51	65	17.2	18
17.	Agriculture, forestry, fishing and hunting	11	51	16.8	17
18.	Utilities	22	11	16.1	16
19.	Public administration	91	2	17.5	17.5
20.	Mining, quarrying, and oil and gas extraction	21	2	18.0	18

NOTE: NAICS code 56 includes Employment Agencies. Manufacturing includes codes 31-33, Retail Trade includes codes 44-45 and Transportation and Warehousing includes codes 48-49.

TOP HIRING SECTORS (3 DIGIT NAICS CODE)

What sectors are hiring?

	NAICS CODE	TOP HIRING SECTORS (3 DIGIT NAICS)	POSTING COUNT ▾	AVG POSTING LENGTH IN DAYS	MEDIAN POSTING LENGTH IN DAYS
1.	561	Administrative and support services	417	20.9	16
2.	541	Professional, scientific and technical services	357	21.1	18
3.	722	Food services and drinking places	324	24.2	15
4.	622	Hospitals	268	23.0	18
5.	621	Ambulatory health care services	243	16.8	18
6.	238	Specialty trade contractors	163	22.0	15
7.	445	Food and beverage stores	161	22.2	15
8.	611	Educational services	152	22.1	18
9.	441	Motor vehicle and parts dealers	139	16.4	16
10.	522	Credit intermediation and related activities	136	22.7	18
11.	416	Building material and supplies merchant wholesalers	108	20.3	18
12.	444	Building material and garden equipment and supplies dealers	105	18.4	15.5
13.	551	Management of companies and enterprises	99	20.8	18
14.	524	Insurance carriers and related activities	86	17.5	18
15.	624	Social assistance	86	20.4	18
16.	417	Machinery, equipment and supplies merchant wholesalers	85	18.5	18
17.	531	Real estate	82	22.3	18
18.	446	Health and personal care stores	80	19.6	18
19.	448	Clothing and clothing accessories stores	79	16.6	18
20.	332	Fabricated metal product manufacturing	77	24.3	16
21.	713	Amusement, gambling and recreation industries	74	17.1	18
22.	236	Construction of buildings	68	24.7	15
23.	414	Personal and household goods merchant wholesalers	63	21.9	18
24.	442	Furniture and home furnishings stores	59	18.4	16
25.	337	Furniture and related product manufacturing	57	19.3	16
26.	492	Couriers and messengers	55	23.1	15
27.	484	Truck transportation	53	37.6	18
28.	111	Crop production	48	16.8	18
29.	811	Repair and maintenance	47	21.8	18
30.	311	Food manufacturing	44	20.3	18
31.	326	Plastics and rubber products manufacturing	43	16.6	16

TOP HIRING SECTORS (4 DIGIT NAICS CODE)

What sectors are hiring?

	NAICS CODE	TOP HIRING SECTORS (4 DIGIT NAICS)	POSTING COUNT ▾	AVG POSTING LENGTH IN DAYS	MEDIAN POSTING LENGTH IN DAYS
1.	7225	Full-service restaurants and limited-service eating places	318	24.2	15
2.	6221	General medical and surgical hospitals	268	23.0	18
3.	5613	Employment services	193	19.6	16
4.	5617	Services to buildings and dwellings	124	21.4	16
5.	5221	Depository credit intermediation	113	22.2	18
6.	5413	Architectural, engineering and related services	112	21.2	18
7.	4411	Automobile dealers	111	16.6	18
8.	5511	Management of companies and enterprises	99	20.8	18
9.	4441	Building material and supplies dealers	98	18.4	15.5
10.	6213	Offices of other health practitioners	94	16.5	16
11.	5242	Agencies, brokerages and other insurance related activities	83	17.5	18
12.	4451	Grocery stores	83	21.0	11
13.	6111	Elementary and secondary schools	80	20.6	19
14.	4461	Health and personal care stores	80	19.6	18
15.	5415	Computer systems design and related services	76	23.0	18
16.	6212	Offices of dentists	66	16.7	18
17.	4163	Lumber, millwork, hardware and other building supplies merchant wholesalers	65	20.2	18
18.	6116	Other schools and instruction	62	25.0	18
19.	4481	Clothing stores	61	17.0	18
20.	7139	Other amusement and recreation industries	60	17.6	18
21.	2361	Residential building construction	59	26.2	15
22.	5616	Investigation and security services	59	18.6	15
23.	4452	Specialty food stores	53	20.5	18
24.	5312	Offices of real estate agents and brokers	51	24.5	18
25.	2382	Building equipment contractors	50	25.7	15
26.	3323	Architectural and structural metals manufacturing	49	24.8	16
27.	3371	Household and institutional furniture and kitchen cabinet manufacturing	48	21.5	16
28.	2381	Foundation, structure, and building exterior contractors	47	23.5	15
29.	4841	General freight trucking	46	39.7	18
30.	6241	Individual and family services	43	17.3	16
31.	4161	Electrical, plumbing, heating and air-conditioning equipment and supplies merchant whol...	42	20.5	18

TOP HIRING SECTORS (5 DIGIT NAICS CODE)

What sectors are hiring?

	NAICS CODE	TOP HIRING SECTORS (5 DIGIT NAICS)	POSTING COUNT ▾	AVG POSTING LENGTH IN DAYS	MEDIAN POSTING LENGTH IN DAYS
1.	72251	Full-service restaurants and limited-service eating places	318	24.2	15
2.	62211	General medical and surgical hospitals	268	23.0	18
3.	56131	Employment placement agencies and executive search services	188	19.6	16
4.	52211	Banking	112	22.2	18
5.	44111	New car dealers	107	16.7	18
6.	56173	Landscaping services	99	22.2	16
7.	55111	Management of companies and enterprises	99	20.8	18
8.	54133	Engineering services	84	20.7	18
9.	44511	Supermarkets and other grocery (except convenience) stores	81	21.0	11
10.	61111	Elementary and secondary schools	80	20.6	19
11.	54151	Computer systems design and related services	76	23.0	18
12.	62121	Offices of dentists	66	16.7	18
13.	52421	Insurance agencies and brokerages	59	17.6	18
14.	23611	Residential building construction	59	26.2	15
15.	53121	Offices of real estate agents and brokers	51	24.5	18
16.	62139	Offices of all other health practitioners	50	17.6	16
17.	61169	All other schools and instruction	47	27.7	18
18.	41639	Other specialty-line building supplies merchant wholesalers	47	18.7	18
19.	44611	Pharmacies and drug stores	42	16.7	16
20.	33232	Ornamental and architectural metal product manufacturing	41	25.3	17
21.	11199	All other crop farming	40	16.8	16
22.	62441	Child day-care services	40	23.9	18
23.	23822	Plumbing, heating and air-conditioning contractors	40	23.9	15.5
24.	44419	Other building material dealers	37	25.1	16
25.	44529	Other specialty food stores	37	22.7	19.5
26.	33711	Wood kitchen cabinet and counter top manufacturing	36	16.3	15
27.	32619	Other plastic product manufacturing	34	17.0	16
28.	49221	Local messengers and local delivery	33	14.0	15
29.	56161	Investigation, guard and armoured car services	33	10.8	8
30.	44211	Furniture stores	31	17.0	16
31.	41721	Construction and forestry machinery, equipment and supplies merchant wholesalers	31	19.5	18

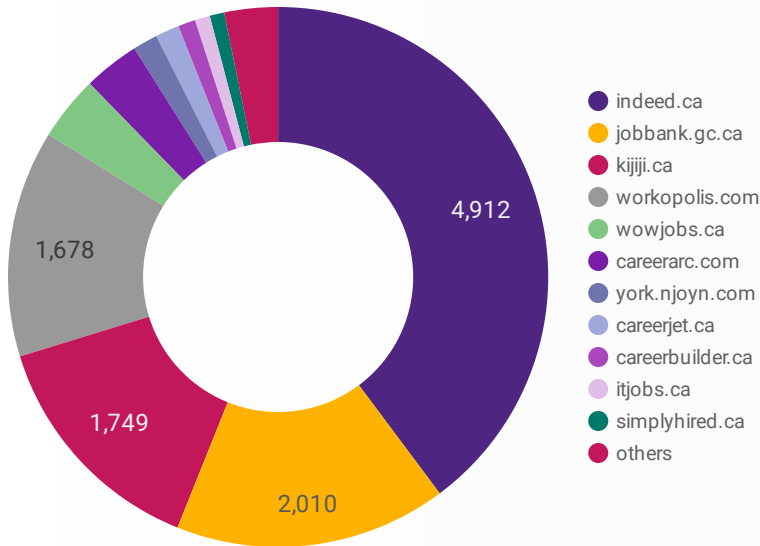
TOP HIRING SECTORS (6 DIGIT NAICS CODE)

What sectors are hiring?

	NAICS CODE	TOP HIRING SECTORS (6 DIGIT NAICS)	POSTING COUNT ▾	AVG POSTING LENGTH IN DAYS	MEDIAN POSTING LENGTH IN DAYS
1.	722511	Full-service restaurants	226	27.6	16
2.	622111	General (except paediatric) hospitals	203	24.4	18
3.	561310	Employment placement agencies and executive search services	188	19.6	16
4.	441110	New car dealers	107	16.7	18
5.	522112	Corporate and institutional banking industry	105	22.6	18
6.	551113	Holding companies	99	20.8	18
7.	561730	Landscaping services	99	22.2	16
8.	722512	Limited-service eating places	92	17.3	15
9.	541330	Engineering services	84	20.7	18
10.	445110	Supermarkets and other grocery (except convenience) stores	81	21.0	11
11.	611110	Elementary and secondary schools	80	20.6	19
12.	541514	Computer systems design and related services (except video game design and developm...	76	23.0	18
13.	621210	Offices of dentists	66	16.7	18
14.	622112	Paediatric hospitals	65	19.7	18
15.	524210	Insurance agencies and brokerages	59	17.6	18
16.	236110	Residential building construction	59	26.2	15
17.	621390	Offices of all other health practitioners	50	17.6	16
18.	611690	All other schools and instruction	47	27.7	18
19.	416390	Other specialty-line building supplies merchant wholesalers	47	18.7	18
20.	446110	Pharmacies and drug stores	42	16.7	16
21.	624410	Child day-care services	40	23.9	18
22.	238220	Plumbing, heating and air-conditioning contractors	40	23.9	15.5
23.	111999	All other miscellaneous crop farming	39	16.8	16
24.	444190	Other building material dealers	37	25.1	16
25.	337110	Wood kitchen cabinet and counter top manufacturing	36	16.3	15
26.	531211	Real estate agents	33	22.7	18
27.	492210	Local messengers and local delivery	33	14.0	15
28.	442110	Furniture stores	31	17.0	16
29.	416110	Electrical wiring and construction supplies merchant wholesalers	31	20.2	18
30.	417210	Construction and forestry machinery, equipment and supplies merchant wholesalers	31	19.5	18
31.	561612	Security guard and patrol services	31	10.8	8

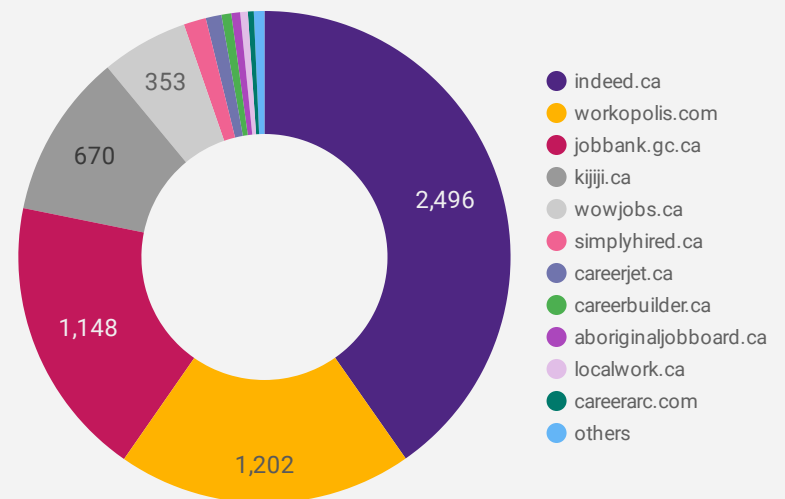
JOB POSTINGS BY JOB BOARD

What share of unique job postings appear on each job board?



COMPANIES BY JOB BOARD

What share of unique companies appear on each job board?



JOB POSTING DETAILS BY JOB BOARD

How does job posting activity differ by job board?

	JOB BOARD	POSTING COUNT	AVG POSTING LENGTH IN DAYS	MEDIAN POSTING LENGTH IN DAYS	# OF COMPANIES
1.	indeed.ca	4,912	18.3	18	2,496
2.	jobbank.gc.ca	2,010	38.0	27	1,148
3.	kijiji.ca	1,749	15.0	15	670
4.	workopolis.com	1,678	15.6	15	1,202
5.	wowjobs.ca	478	16.8	16	353
6.	careerarc.com	414	23.4	16	24
7.	york.njoyn.com	183	7.1	7	1
8.	careerjet.ca	176	10.9	8	64
9.	careerbuilder.ca	129	23.6	30	40
10.	itjobs.ca	112	56.0	49	14
11.	simplyhired.ca	107	16.0	16	91
12.	randstad.ca	77	24.8	31	1
13.	jobs.jobskills.org	76			1
14.	localwork.ca	51	29.7	31	31
15.	aboriginaljobboard.ca	47	27.5	25	36
16.	jobillico.com	25	73.9	93	6
17.	en.agilus.ca	24	38.8	23	1
18.	network.applytoeducation.com	22	16.4	9.5	2