

# JOB DEMAND REPORT

## MAY 2021

Job posting data collected by Workforce Planning Board of York Region from job boards and employer websites who recruit candidates in York Region.

### HIGHLIGHTS

JOB POSTINGS BY THE NUMBERS				# OF DAYS POSTED	
TOTAL ACTIVE	NEW THIS MONTH	COMPANIES	JOB BOARDS	AVERAGE	MEDIAN
14,893	8,704	5,767	30	42.3	18

## REPORT BUILDER

The default filter selection below will show all job demand data for the month. You can use the filters to create a customized report for the purpose of understanding a subset of the data.

### OCCUPATION FILTERS

SKILL TYPE NAME / 1-DIGIT NOC	▼
MAJOR GROUP / 2-DIGIT NOC	▼
MINOR GROUP / 3-DIGIT NOC	▼
UNIT GROUP / 4-DIGIT NOC	▼
SKILL LEVEL	▼
JOB TYPE	▼
JOB DURATION	▼
ADDITIONAL LANGUAGE	▼
SPECIFIC JOB TAGS	▼

### INDUSTRY/SECTOR FILTERS

HIRING SECTOR BY 2-DIGIT NAICS CODE	▼
HIRING SECTOR BY 3-DIGIT NAICS CODE	▼
HIRING SECTOR BY 4-DIGIT NAICS CODE	▼
HIRING SECTOR BY 5-DIGIT NAICS CODE	▼
HIRING SECTOR BY 6-DIGIT NAICS CODE	▼

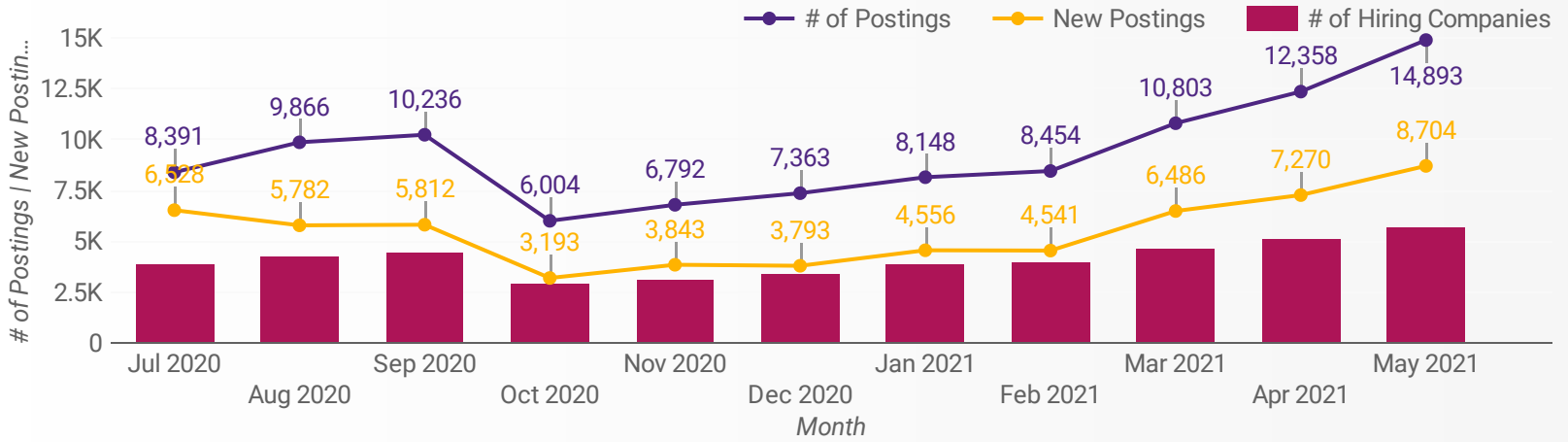
### OTHER FILTERS

MUNICIPALITY	▼
JOB BOARD	▼

NOC = National Occupation Classification | NAICS = North American Industry Classification System

## JOB POSTINGS BY MONTH FOR YORK REGION

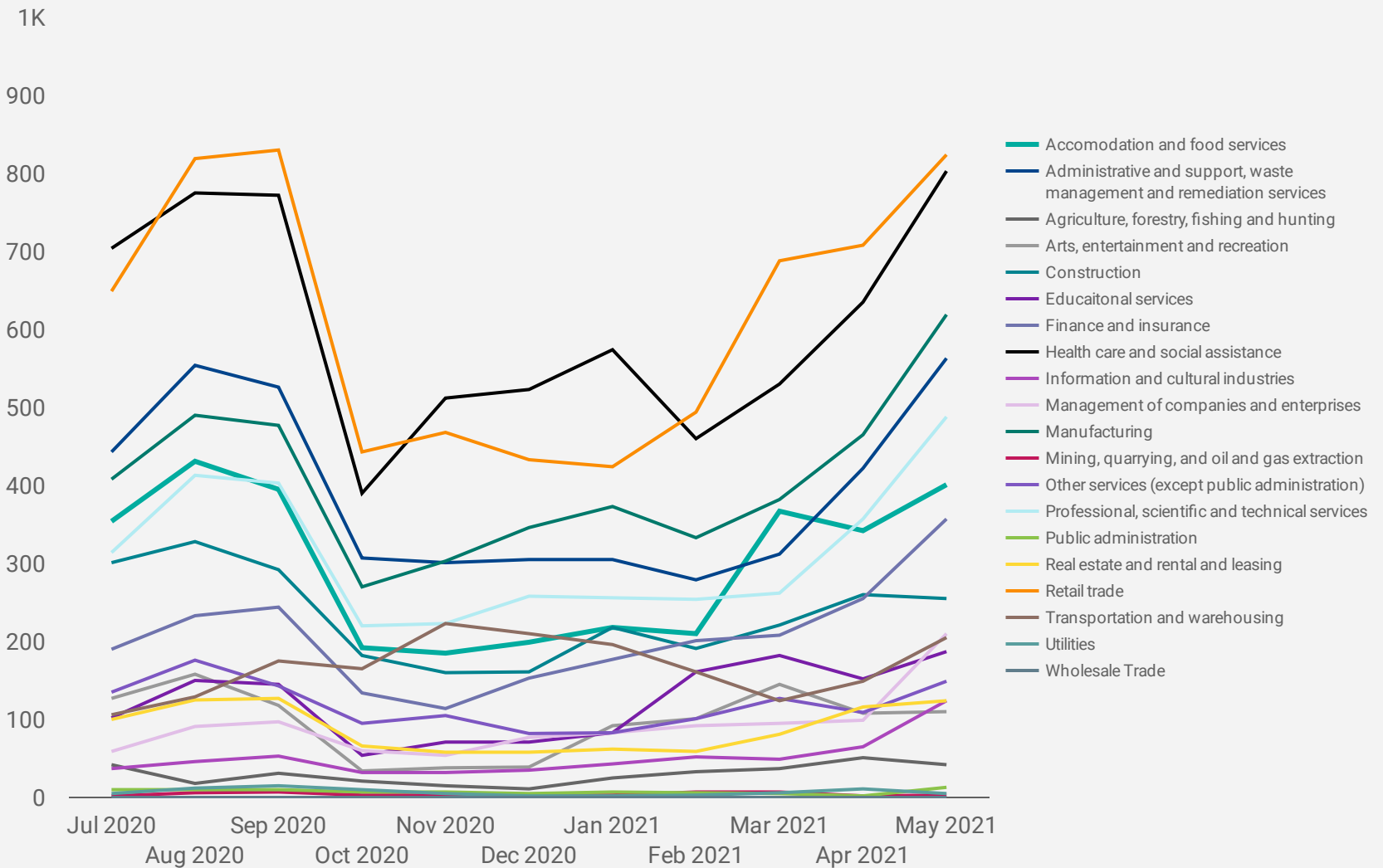
How many job postings were active for at least 1 day this month in the area?



NOTE: This graph cannot be filtered using the controls on the cover page

## JOB POSTINGS BY SECTOR BY MONTH FOR YORK REGION

How many job postings were active for at least 1 day this month?



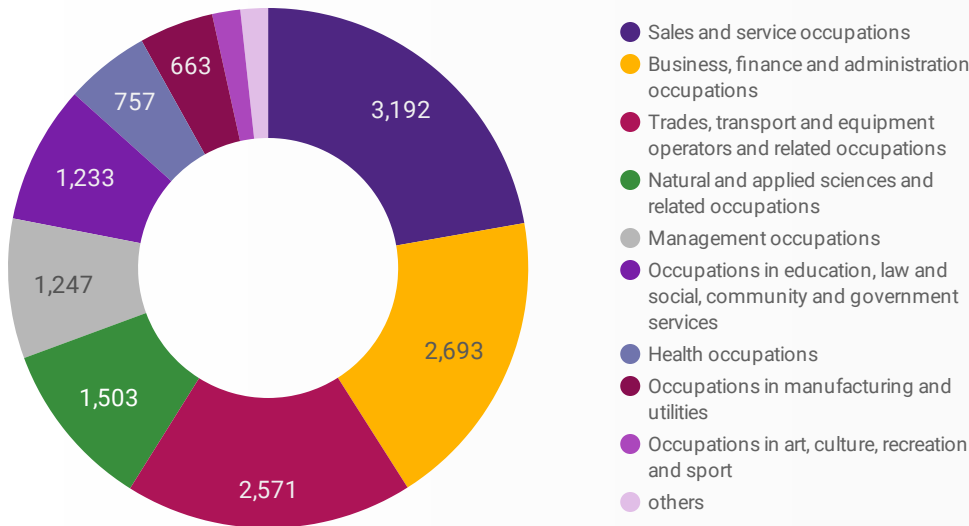
## JOB POSTINGS BY MUNICIPALITY

Where are job opportunities being offered?

	MUNICIPALITY	POSTING COUNT	AVG POSTING LENGTH IN DAYS	MEDIAN POSTING LENGTH IN DAYS
1.	City of Vaughan	5,197	153.0	153
2.	City of Markham	4,009	160.0	160
3.	Town of Richmond Hill	1,825	106.0	106
4.	Town of Newmarket	1,781	112.0	112
5.	Town of Aurora	783	27.0	27
6.	Township of King	388	33.0	33
7.	Town of East Gwillimbury	255	40.0	40
8.	Town of Georgina	236	27.0	27

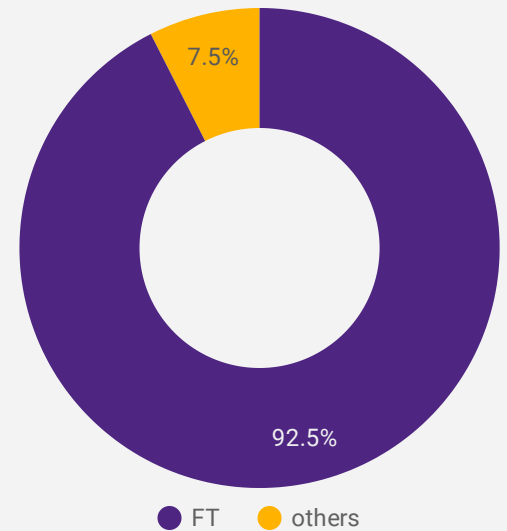
## JOB POSTINGS BY SKILL TYPE

What skill type is being recruited?



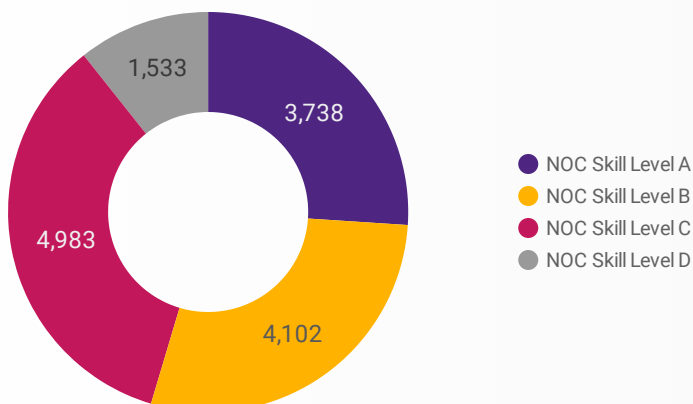
## JOB TYPE

Full-time vs Part-time



## JOB POSTINGS BY SKILL LEVEL

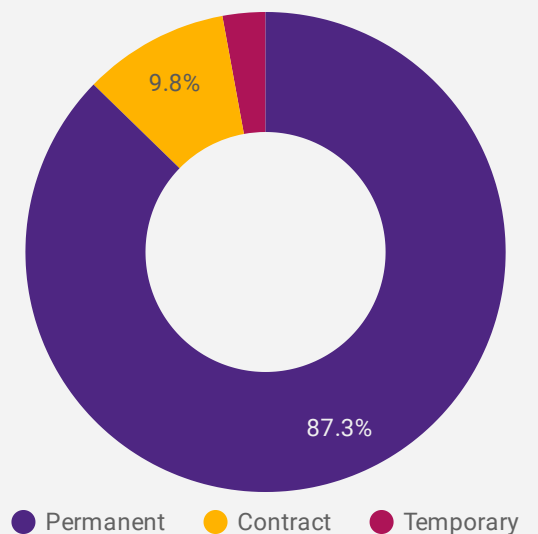
What education do occupations typically require?



Skill Level A = Usually University education | Skill Level B = Usually College education or Apprenticeship training | Skill Level C = Usually Secondary education or occupation-specific training | Skill Level D = Usually on-the-job training

## JOB DURATION

Permanency of jobs posted



## TOP OCCUPATIONS

What kind of jobs are in-demand?

	4 DIGIT NOC NAME	POSTINGS
1.	Material handlers	705
2.	Retail salespersons	500
3.	Other customer and information services representatives	493
4.	Administrative assistants	400
5.	Transport truck drivers	309
6.	Home support workers, housekeepers and related occupations	282
7.	Professional occupations in advertising, marketing and public relations	229
8.	Cooks	226
9.	Construction trades helpers and labourers	225
10.	Business development officers and marketing researchers and consultants	220
11.	Food counter attendants, kitchen helpers and related support occupations	212
12.	Delivery and courier service drivers	210
13.	Receptionists	206
14.	Home child care providers	198
15.	Retail and wholesale trade managers	195
16.	Software engineers and designers	186
17.	Information systems analysts and consultants	182
18.	Landscaping and grounds maintenance labourers	175
19.	Accounting and related clerks	156
20.	Light duty cleaners	156
21.	Administrative officers	155
22.	Shippers and receivers	153
23.	Registered nurses and registered psychiatric nurses	152
24.	Advertising, marketing and public relations managers	136
25.	Accounting technicians and bookkeepers	124
26.	Food and beverage servers	120
27.	Facility operation and maintenance managers	119
28.	Other labourers in processing, manufacturing and utilities	106
29.	Nurse aides, orderlies and patient service associates	104
30.	...	100

## TOP EMPLOYERS/AGENCIES

Who is hiring?

	COMPANY	POSTINGS
1.	Kijiji Jobs	567
2.	AMD	236
3.	Municipality of York	187
4.	SOUTHLAKE REGIONAL HEALTH CENTRE	174
5.	MARKHAM STOUFFVILLE HOSPITAL	121
6.	STAPLES CANADA	80
7.	Magna International Inc.	79
8.	Jobskills.org	76
9.	YORK REGION DISTRICT SCHOOL BOARD	67
10.	TD BANK	58
11.	The Home Depot Canada	50
12.	MACKENZIE HEALTH	48
13.	IBM	45
14.	WEINS CANADA	43
15.	RANDSTAD	40
16.	Care.com	39
17.	Aviva	38
18.	SIENNA SENIOR LIVING	38
19.	Gm Of Canada Company	36
20.	McDonald's Restaurants	36
21.	Amico	35
22.	Recipe Unlimited Corporation	35
23.	Amazon	35
24.	Gregory Signs	35
25.	Revera Inc.	35
26.	MCDONALD'S	34
27.	SHOPPERS DRUG MART	34
28.	Sunrise Senior Living	31
29.	YORK CATHOLIC DISTRICT SCHOOL BOARD	30

## OCCUPATIONS BY FREQUENCY & LENGTH OF JOB POSTINGS

What kind of jobs are hard-to-fill and/or in-demand?

	4 DIGIT NOC	4 DIGIT NOC NAME	SKILL LEVEL	POSTING COUNT	AVG POSTING LENGTH IN DAYS	MEDIAN POSTING LENGTH IN DAYS
1.	7452	Material handlers	NOC Skill Level C	705	33.8	18
2.	6421	Retail salespersons	NOC Skill Level C	500	37.4	18
3.	6552	Other customer and information services representatives	NOC Skill Level C	493	32.1	18
4.	1241	Administrative assistants	NOC Skill Level B	400	37.2	18
5.	7511	Transport truck drivers	NOC Skill Level C	309	36.1	16
6.	4412	Home support workers, housekeepers and related occupations	NOC Skill Level C	282	52.5	18
7.	1123	Professional occupations in advertising, marketing and public relations	NOC Skill Level A	229	32.0	18
8.	6322	Cooks	NOC Skill Level B	226	51.8	18
9.	7611	Construction trades helpers and labourers	NOC Skill Level D	225	42.8	18
10.	4163	Business development officers and marketing researchers and consultants	NOC Skill Level A	220	17.2	18
11.	6711	Food counter attendants, kitchen helpers and related support occupations	NOC Skill Level D	212	25.8	16
12.	7514	Delivery and courier service drivers	NOC Skill Level C	210	24.5	18
13.	1414	Receptionists	NOC Skill Level C	206	67.0	18
14.	4411	Home child care providers	NOC Skill Level C	198	76.0	46
15.	621	Retail and wholesale trade managers	NOC Skill Level A	195	36.6	18
16.	2173	Software engineers and designers	NOC Skill Level A	186	29.8	18
17.	2171	Information systems analysts and consultants	NOC Skill Level A	182	17.8	18
18.	8612	Landscaping and grounds maintenance labourers	NOC Skill Level D	175	48.4	18
19.	1431	Accounting and related clerks	NOC Skill Level C	156	38.6	18
20.	6731	Light duty cleaners	NOC Skill Level D	156	60.7	18
21.	1221	Administrative officers	NOC Skill Level B	155	36.5	18
22.	1521	Shippers and receivers	NOC Skill Level C	153	48.8	18
23.	3012	Registered nurses and registered psychiatric nurses	NOC Skill Level A	152	23.3	15
24.	124	Advertising, marketing and public relations managers	NOC Skill Level A	136	48.6	18
25.	1311	Accounting technicians and bookkeepers	NOC Skill Level B	124	65.8	18
26.	6513	Food and beverage servers	NOC Skill Level C	120	72.1	18
27.	714	Facility operation and maintenance managers	NOC Skill Level A	119	28.2	18
28.	9619	Other labourers in processing, manufacturing and utilities	NOC Skill Level D	106	22.1	18

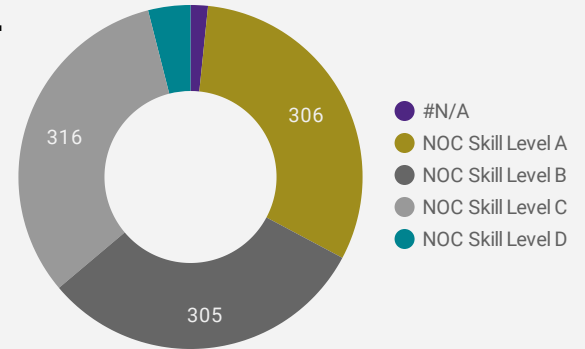
## MULTILINGUAL JOB POSTINGS BY THE NUMBERS

ACTIVE POSTINGS	NEW POSTINGS	COMPANIES	UNIQUE LANGUAGES	# OF DAYS POSTED	
982	654	592	10	AVERAGE 36.1	MEDIAN 18

## MULTILINGUAL JOB POSTINGS BY SKILL LEVEL

What language skills are employers looking for by occupational skill level?

- 306** Skill Level A - Management/ Professional Occupations usually requiring University
- 305** Skill Level B - Usually college education or apprenticeship training
- 316** Skill Level C - Usually secondary education or occupation-specific training
- 39** Skill Level D - Usually on-the-job training



## JOB POSTINGS BY LANGUAGE SKILL

How many job postings require specific language skills?

African Dialect Language Jobs	Arabic Language Jobs
0	15
Cantonese Language Jobs	Chinese Language Jobs
181	82
French Language Jobs	German Language Jobs
516	22
Italian Language Jobs	Japanese Language Jobs
26	19
Mandarin Language Jobs	Portuguese Language Jobs
60	0
Punjabi Language Jobs	Spanish Language Jobs
10	32
Thai Language Jobs	Vietnamese Language Jobs
0	0

## MULTILINGUAL HIRING EMPLOYERS

Which employers are seeking multilingual candidates?

	COMPANY	POSTINGS
1.	Kijiji Jobs	14
2.	Farm Boy	12
3.	TD BANK	10
4.	Canon	10
5.	T&T Supermarket INC	10
6.	TD	9
7.	YORK CATHOLIC DISTRICT SCHOOL BOARD	9
8.	Ontario's LHINs	7
9.	MARTINREA INTERNATIONAL INC.	7
10.	CENTURY 21 KENNECT REALTY	7
11.	Compugen Inc	6
12.	CRH	6
13.	IBM	6
14.	FedEx Express Canada	6
15.	Farm Boy Inc.	6
16.	Recipe Unlimited Corporation	6

1 - 50 / 592 < >

## MULTILINGUAL JOB DEMAND BY 4-DIGIT NOC

What occupations seek French Language Skills?

4-DIGIT NOC NAME	FR EN CH	A FR I C A N	A R A B I C	C A N T O N E S E	C H I N E S E	G E R M A N	I T A L I A N	J A P A N E S E	M A N D A R I N	P O R T U G U E S E	P U N J A B I	S P A N I S H	T H A I	V I E T N A ... E S E
1. Other customer and information services representatives	76	1	0	13	2	0	1	1	3	0	0	7	0	0
2. Retail salespersons	19	0	0	3	3	2	0	1	4	0	0	0	0	0
3. Business development officers and marketing researchers and consultants	19	0	0	7	6	0	0	1	1	0	1	3	0	0
4. Administrative officers	14	0	0	2	0	0	0	0	4	0	0	0	0	0
5. Professional occupations in advertising, marketing and public relations	13	0	0	10	8	0	0	1	2	0	0	0	0	0
6. Information systems analysts and consultants	12	1	0	0	2	0	0	0	1	0	0	0	0	0
7. Nurse aides, orderlies and patient service associates	11	0	0	1	2	0	0	0	0	0	0	0	0	0
8. Administrative assistants	11	0	0	19	2	0	2	0	6	0	0	0	0	0
9. Butchers, meat cutters and fishmongers - retail and wholesale	11	0	0	1	0	0	0	0	0	0	0	0	0	0
10. Elementary school and kindergarten teachers	11	2	0	0	0	0	0	0	0	0	0	0	0	0
11. Human resources and recruitment officers	11	0	0	0	1	0	0	0	0	0	1	0	0	0
12. Human resources professionals	11	0	0	0	1	0	0	1	0	0	0	1	0	0
13. Advertising, marketing and public relations managers	9	0	0	3	6	1	0	0	1	0	0	0	0	0
14. Accounting and related clerks	9	0	0	1	0	0	0	0	0	0	0	2	0	0
15. Material handlers	8	0	0	3	0	1	0	0	1	0	0	1	0	0
16. Other financial officers	8	0	0	6	0	0	0	0	1	0	0	0	0	0
17. Medical administrative assistants	7	0	0	0	2	0	0	0	1	0	0	0	0	0
18. Sales and account representatives - wholesale trade (non-technical)	7	0	0	0	0	0	0	0	0	0	0	0	0	0
19. Delivery and courier service drivers	6	0	0	0	1	0	0	1	0	0	0	0	0	0
20. Professional occupations in business management consulting	6	0	0	0	0	0	0	0	1	0	0	0	0	0
21. Authors and writers	6	0	0	0	1	0	0	0	0	0	0	0	0	0
22. Other sales related occupations	6	0	0	0	2	2	0	0	0	0	0	0	0	0
23. Other instructors	6	3	0	1	0	0	0	0	1	0	0	0	0	0
24. Corporate sales managers	6	0	0	0	1	0	0	0	1	0	0	0	0	0
25. Social workers	5	0	0	1	0	0	1	0	0	0	0	0	0	0
26. Retail and wholesale trade managers	5	0	0	1	0	0	0	0	2	0	1	0	0	0
27. Social and community service workers	5	0	0	2	0	0	0	0	0	0	0	0	0	0
28. Computer network technicians	5	0	0	1	0	0	0	0	0	0	0	1	0	0

## JOB POSTINGS BY 2-DIGIT NATIONAL OCCUPATION CLASSIFICATION

What jobs are hard to fill and in-demand in the area?

	2 DIGIT NOC	2 DIGIT NOC NAME	SKILL LEVEL	POSTING COUNT	AVG POSTING LENGTH IN DAYS	MEDIAN POSTING LENGTH IN DAYS
1.	12	Administrative and financial supervisors and administrative occupations	NOC Skill Level B	1,034	34.9	18
2.	21	Professional occupations in natural and applied sciences	NOC Skill Level A	996	28.3	18
3.	65	Service representatives and other customer and personal services occupations	NOC Skill Level C	911	35.8	18
4.	74	Other installers, repairers and servicers and material handlers	NOC Skill Level C	793	34.0	18
5.	75	Transport and heavy equipment operation and related maintenance occupations	NOC Skill Level C	628	32.9	18
6.	72	Industrial, electrical and construction trades	NOC Skill Level B	612	47.9	18
7.	11	Professional occupations in business and finance	NOC Skill Level A	583	30.7	18
8.	67	Service support and other service occupations, n.e.c.	NOC Skill Level D	582	38.4	18
9.	64	Sales representatives and salespersons - wholesale and retail trade	NOC Skill Level C	569	36.9	18
10.	14	Office support occupations	NOC Skill Level C	567	46.9	18
11.	22	Technical occupations related to natural and applied sciences	NOC Skill Level B	507	26.2	18
12.	44	Care providers and educational, legal and public protection support occupations	NOC Skill Level C	503	59.2	18
13.	63	Service supervisors and specialized service occupations	NOC Skill Level B	497	51.2	18
14.	01	Senior managers - construction, transportation, production and utilities	NOC Skill Level A	452	39.8	18
15.	41	Professional occupations in law and social, community and government services	NOC Skill Level A	436	17.6	18
16.	06	Middle management occupations in retail and wholesale trade and customer services	NOC Skill Level A	356	34.8	18
17.	62	Retail sales supervisors and specialized sales occupations	NOC Skill Level B	351	21.4	18
18.	15	Distribution, tracking and scheduling co-ordination occupations	NOC Skill Level C	347	37.7	18
19.	66	Sales support occupations	NOC Skill Level D	282	28.6	18
20.	76	Trades helpers, construction labourers and related occupations	NOC Skill Level D	269	38.5	18
21.	73	Maintenance and equipment operation trades	NOC Skill Level B	269	42.9	18
22.	07	Managers in customer and personal services, n.e.c.	NOC Skill Level A	257	25.8	18



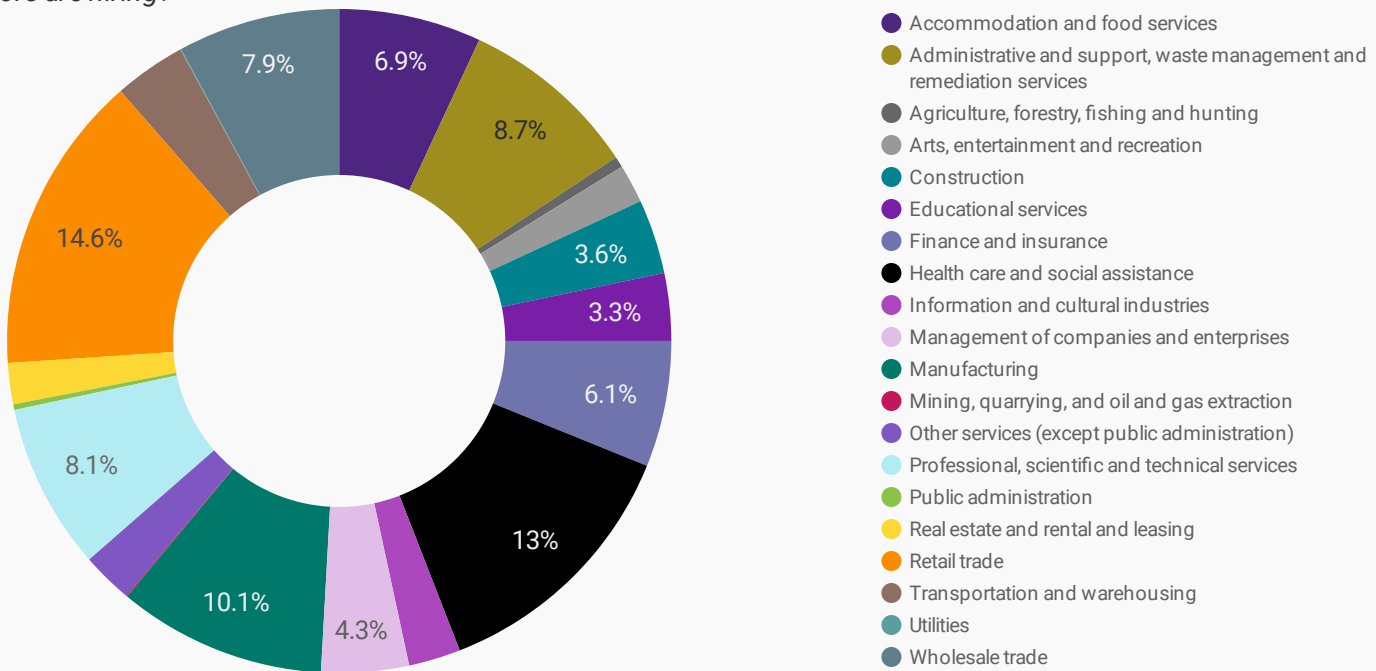
## JOB POSTINGS BY 3-DIGIT NATIONAL OCCUPATION CLASSIFICATION

What jobs are hard to fill and in-demand in the area?

	3 DIGIT NOC	3 DIGIT NOC NAME	SKILL LEVEL	POSTING COUNT	AVG POSTING LENGTH IN DAYS	MEDIAN POSTING LENGTH IN DAYS
1.	745	Longshore workers and material handlers	NOC Skill Level C	706	33.8	18
2.	751	Motor vehicle and transit drivers	NOC Skill Level C	549	31.7	18
3.	655	Customer and information services representatives	NOC Skill Level C	547	30.8	18
4.	642	Retail salespersons	NOC Skill Level C	500	37.4	18
5.	217	Computer and information systems professionals	NOC Skill Level A	498	25.7	18
6.	441	Home care providers and educational support occupations	NOC Skill Level C	497	59.9	18
7.	124	Office administrative assistants - general, legal and medical	NOC Skill Level B	496	33.4	18
8.	122	Administrative and regulatory occupations	NOC Skill Level B	410	37.6	18
9.	112	Human resources and business service professionals	NOC Skill Level A	353	28.3	18
10.	673	Cleaners	NOC Skill Level D	341	46.1	18
11.	152	Supply chain logistics, tracking and scheduling co-ordination occupations	NOC Skill Level C	329	36.3	18
12.	416	Policy and program researchers, consultants and officers	NOC Skill Level A	327	17.6	18
13.	141	General office workers	NOC Skill Level C	302	56.1	18
14.	632	Chefs and cooks	NOC Skill Level B	268	55.9	18
15.	761	Trades helpers and labourers	NOC Skill Level D	252	39.9	18
16.	012	Senior managers - construction, transportation, production and utilities	NOC Skill Level A	248	46.8	18
17.	071	Managers in customer and personal services, n.e.c.	NOC Skill Level A	232	26.9	18
18.	111	Auditors, accountants and investment professionals	NOC Skill Level A	230	34.3	18
19.	213	Civil, mechanical, electrical and chemical engineers	NOC Skill Level A	228	32.0	18
20.	961	Labourers in processing, manufacturing and utilities	NOC Skill Level D	219	20.0	18
21.	421	Paraprofessional occupations in legal, social, community and education services	NOC Skill Level B	219	19.8	18
22.	671	Food counter attendants, kitchen helpers and related support occupations	NOC Skill Level D	212	25.8	16
23.	143	Financial, insurance and related administrative support workers	NOC Skill Level C	208	37.7	18
24.	341	Assisting occupations in support of health services	NOC Skill Level C	208	28.0	18
25.	062	Retail and wholesale trade managers	NOC Skill Level A	195	36.6	18
26.	662	Other sales support and related occupations	NOC Skill Level D	184	25.6	18
27.	861	Harvesting, landscaping and natural resources labourers	NOC Skill Level D	178	47.9	18
28.	131	Finance, insurance and related business administrative occupations	NOC Skill Level B	162	53.0	18

## TOP HIRING SECTORS (2 DIGIT NAICS CODE)

What sectors are hiring?



TOP HIRING SECTORS (2 DIGIT NAICS CODE)		NAICS CODE	POSTING COUNT	AVG POSTING LENGTH IN DAYS	MEDIAN POSTING LENGTH IN DAYS
1.	Retail trade	44-45	824	47.2	18
2.	Health care and social assistance	62	803	39.1	18
3.	Manufacturing	31-33	619	49.4	18
4.	Administrative and support, waste management and remediation servi...	56	563	51.2	18
5.	Professional, scientific and technical services	54	488	45.4	18
6.	Wholesale trade	41	453	44.0	18
7.	Accommodation and food services	72	401	54.5	18
8.	Finance and insurance	52	357	35.5	18
9.	Construction	23	255	85.0	18
10.	Management of companies and enterprises	55	210	23.5	16
11.	Transportation and warehousing	48-49	205	34.9	18
12.	Educational services	61	187	43.1	18
13.	Other services (except public administration)	81	149	55.9	18
14.	Real estate and rental and leasing	53	124	51.0	18
15.	Information and cultural industries	51	124	29.6	16.5
16.	Arts, entertainment and recreation	71	110	61.6	18
17.	Agriculture, forestry, fishing and hunting	11	42	88.4	18
18.	Public administration	91	13	17.0	17.5
19.	Utilities	22	5	80.8	23
20.	Mining, quarrying, and oil and gas extraction	21	3	330.0	330

NOTE: NAICS code 56 includes Employment Agencies. Manufacturing includes codes 31-33, Retail Trade includes codes 44-45 and Transportation and Warehousing includes codes 48-49.

## TOP HIRING SECTORS (3 DIGIT NAICS CODE)

What sectors are hiring?

	NAICS CODE	TOP HIRING SECTORS (3 DIGIT NAICS)	POSTING COUNT ▾	AVG POSTING LENGTH IN DAYS	MEDIAN POSTING LENGTH IN DAYS
1.	561	Administrative and support services	556	51.7	18
2.	541	Professional, scientific and technical services	488	45.4	18
3.	722	Food services and drinking places	385	55.0	18
4.	622	Hospitals	345	25.8	18
5.	621	Ambulatory health care services	318	53.9	18
6.	551	Management of companies and enterprises	210	23.5	16
7.	522	Credit intermediation and related activities	198	37.1	18
8.	441	Motor vehicle and parts dealers	194	36.3	18
9.	611	Educational services	187	43.1	18
10.	238	Specialty trade contractors	153	91.7	18
11.	445	Food and beverage stores	150	42.4	18
12.	416	Building material and supplies merchant wholesalers	140	48.1	18
13.	524	Insurance carriers and related activities	125	38.0	18
14.	417	Machinery, equipment and supplies merchant wholesalers	119	38.4	18
15.	444	Building material and garden equipment and supplies dealers	112	71.7	18
16.	624	Social assistance	110	22.6	18
17.	332	Fabricated metal product manufacturing	102	65.6	18
18.	446	Health and personal care stores	98	37.3	18
19.	448	Clothing and clothing accessories stores	95	60.6	18
20.	492	Couriers and messengers	92	21.6	18
21.	531	Real estate	87	61.5	18
22.	236	Construction of buildings	75	79.4	18
23.	442	Furniture and home furnishings stores	72	37.3	18
24.	713	Amusement, gambling and recreation industries	71	69.2	18
25.	811	Repair and maintenance	70	34.0	18
26.	311	Food manufacturing	69	48.8	18
27.	337	Furniture and related product manufacturing	68	45.9	18
28.	414	Personal and household goods merchant wholesalers	67	43.1	18
29.	413	Food, beverage and tobacco merchant wholesalers	57	63.0	18
30.	484	Truck transportation	56	41.2	18
31.	517	Telecommunications	54	42.9	15

## TOP HIRING SECTORS (4 DIGIT NAICS CODE)

What sectors are hiring?

	NAICS CODE	TOP HIRING SECTORS (4 DIGIT NAICS)	POSTING COUNT ▾	AVG POSTING LENGTH IN DAYS	MEDIAN POSTING LENGTH IN DAYS
1.	7225	Full-service restaurants and limited-service eating places	366	57.9	18
2.	6221	General medical and surgical hospitals	343	25.8	18
3.	5613	Employment services	287	48.5	18
4.	5511	Management of companies and enterprises	210	23.5	16
5.	5221	Depository credit intermediation	169	30.8	18
6.	4411	Automobile dealers	165	31.4	18
7.	5413	Architectural, engineering and related services	141	30.1	18
8.	5617	Services to buildings and dwellings	139	67.1	18
9.	6213	Offices of other health practitioners	125	61.7	18
10.	5242	Agencies, brokerages and other insurance related activities	120	39.0	18
11.	5415	Computer systems design and related services	117	41.4	18
12.	6111	Elementary and secondary schools	114	20.3	18
13.	4441	Building material and supplies dealers	106	74.0	18
14.	4461	Health and personal care stores	98	37.3	18
15.	6212	Offices of dentists	95	46.6	18
16.	4451	Grocery stores	93	27.8	16
17.	4163	Lumber, millwork, hardware and other building supplies merchant wholesalers	70	39.2	18
18.	5616	Investigation and security services	69	40.2	18
19.	4481	Clothing stores	69	73.6	18
20.	3323	Architectural and structural metals manufacturing	66	77.4	18
21.	4161	Electrical, plumbing, heating and air-conditioning equipment and supplies merchant whol...	66	55.2	18
22.	2361	Residential building construction	61	82.5	18
23.	7139	Other amusement and recreation industries	60	49.7	18
24.	6241	Individual and family services	59	17.5	18
25.	5416	Management, scientific and technical consulting services	58	87.8	18
26.	2382	Building equipment contractors	57	99.7	18
27.	6116	Other schools and instruction	57	84.9	18
28.	3371	Household and institutional furniture and kitchen cabinet manufacturing	54	53.1	18
29.	5419	Other professional, scientific and technical services	50	24.0	18
30.	4452	Specialty food stores	50	56.7	18
31.	4841	General freight trucking	49	36.0	18

## TOP HIRING SECTORS (5 DIGIT NAICS CODE)

What sectors are hiring?

	NAICS CODE	TOP HIRING SECTORS (5 DIGIT NAICS)	POSTING COUNT ▾	AVG POSTING LENGTH IN DAYS	MEDIAN POSTING LENGTH IN DAYS
1.	72251	Full-service restaurants and limited-service eating places	366	57.9	18
2.	62211	General medical and surgical hospitals	343	25.8	18
3.	56131	Employment placement agencies and executive search services	267	49.2	18
4.	55111	Management of companies and enterprises	210	23.5	16
5.	52211	Banking	168	28.6	18
6.	44111	New car dealers	160	31.6	18
7.	54151	Computer systems design and related services	117	41.4	18
8.	61111	Elementary and secondary schools	114	20.3	18
9.	54133	Engineering services	113	32.3	18
10.	52421	Insurance agencies and brokerages	101	42.9	18
11.	56173	Landscaping services	97	65.8	18
12.	62121	Offices of dentists	95	46.6	18
13.	44511	Supermarkets and other grocery (except convenience) stores	91	28.2	16
14.	62139	Offices of all other health practitioners	66	76.4	18
15.	23611	Residential building construction	61	82.5	18
16.	33232	Ornamental and architectural metal product manufacturing	57	78.6	18
17.	44611	Pharmacies and drug stores	57	40.3	18
18.	41611	Electrical wiring and construction supplies merchant wholesalers	50	46.6	18
19.	44419	Other building material dealers	49	93.3	18
20.	53121	Offices of real estate agents and brokers	48	65.0	18
21.	33711	Wood kitchen cabinet and counter top manufacturing	48	31.4	18
22.	49221	Local messengers and local delivery	47	28.6	29
23.	61169	All other schools and instruction	47	100.4	18
24.	41639	Other specialty-line building supplies merchant wholesalers	47	42.2	18
25.	51791	Other telecommunications	46	35.2	15
26.	62441	Child day-care services	45	32.4	18
27.	49211	Couriers	45	13.7	15
28.	54161	Management consulting services	43	75.5	18
29.	56161	Investigation, guard and armoured car services	40	18.8	15
30.	23822	Plumbing, heating and air-conditioning contractors	40	83.3	18
31.	32619	Other plastic product manufacturing	38	65.8	18

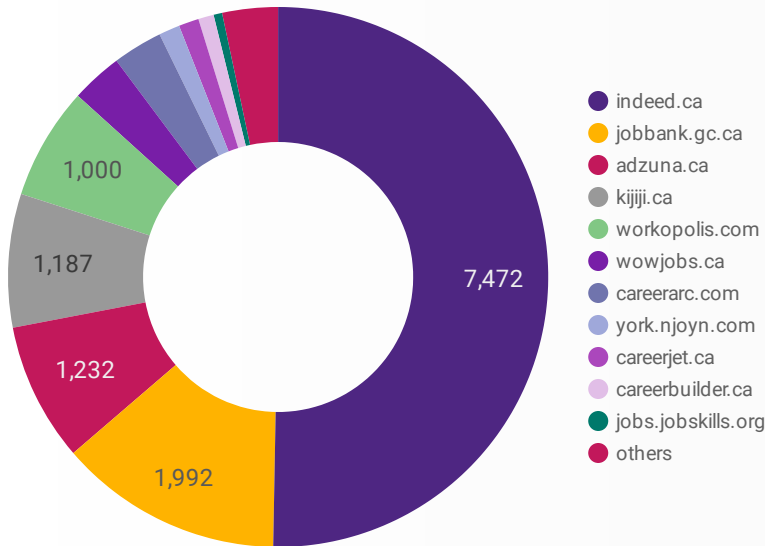
## TOP HIRING SECTORS (6 DIGIT NAICS CODE)

What sectors are hiring?

	NAICS CODE	TOP HIRING SECTORS (6 DIGIT NAICS)	POSTING COUNT ▾	AVG POSTING LENGTH IN DAYS	MEDIAN POSTING LENGTH IN DAYS
1.	722511	Full-service restaurants	268	73.5	18
2.	561310	Employment placement agencies and executive search services	267	49.2	18
3.	622111	General (except paediatric) hospitals	222	24.4	18
4.	551113	Holding companies	210	23.5	16
5.	441110	New car dealers	160	31.6	18
6.	522112	Corporate and institutional banking industry	154	29.5	18
7.	622112	Paediatric hospitals	121	27.9	18
8.	541514	Computer systems design and related services (except video game design and developm...	117	41.4	18
9.	611110	Elementary and secondary schools	114	20.3	18
10.	541330	Engineering services	113	32.3	18
11.	524210	Insurance agencies and brokerages	101	42.9	18
12.	722512	Limited-service eating places	98	19.0	18
13.	561730	Landscaping services	97	65.8	18
14.	621210	Offices of dentists	95	46.6	18
15.	445110	Supermarkets and other grocery (except convenience) stores	91	28.2	16
16.	621390	Offices of all other health practitioners	66	76.4	18
17.	236110	Residential building construction	61	82.5	18
18.	446110	Pharmacies and drug stores	57	40.3	18
19.	416110	Electrical wiring and construction supplies merchant wholesalers	50	46.6	18
20.	444190	Other building material dealers	49	93.3	18
21.	337110	Wood kitchen cabinet and counter top manufacturing	48	31.4	18
22.	611690	All other schools and instruction	47	100.4	18
23.	416390	Other specialty-line building supplies merchant wholesalers	47	42.2	18
24.	492210	Local messengers and local delivery	47	28.6	29
25.	517919	All other telecommunications	46	35.2	15
26.	492110	Couriers	45	13.7	15
27.	624410	Child day-care services	45	32.4	18
28.	238220	Plumbing, heating and air-conditioning contractors	40	83.3	18
29.	561612	Security guard and patrol services	38	13.3	15
30.	541110	Offices of lawyers	37	58.4	18
31.	624120	Services for the elderly and persons with disabilities	37	17.4	18

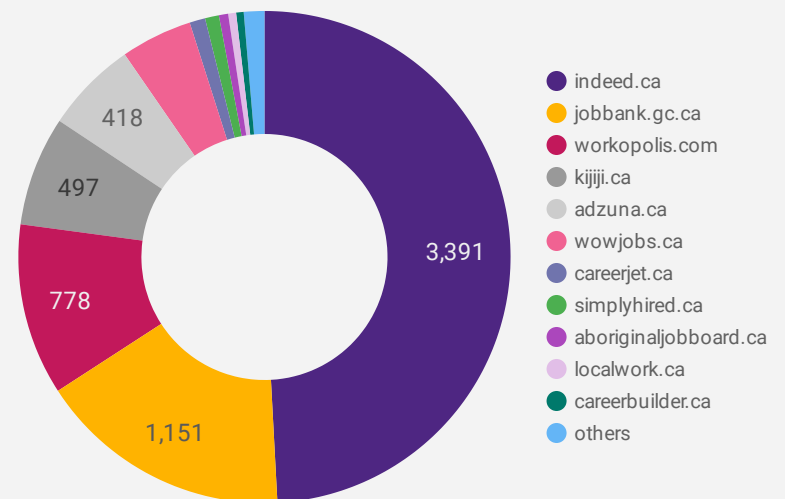
## JOB POSTINGS BY JOB BOARD

What share of unique job postings appear on each job board?



## COMPANIES BY JOB BOARD

What share of unique companies appear on each job board?



## JOB POSTING DETAILS BY JOB BOARD

How does job posting activity differ by job board?

	JOB BOARD	POSTING COUNT	AVG POSTING LENGTH IN DAYS	MEDIAN POSTING LENGTH IN DAYS	# OF COMPANIES
1.	indeed.ca	7,472	38.1	18	3,391
2.	jobbank.gc.ca	1,992	58.7	29	1,151
3.	adzuna.ca	1,232	14.8	15	418
4.	kijiji.ca	1,187	66.0	15	497
5.	workopolis.com	1,000	44.0	15	778
6.	wowjobs.ca	457	48.8	16	324
7.	careerarc.com	443	52.4	22	25
8.	york.njoyn.com	187	19.2	7	1
9.	careerjet.ca	179	13.9	10	71
10.	careerbuilder.ca	138	54.5	30	34
11.	jobs.jobskills.org	76			1
12.	localwork.ca	70	37.5	31	36
13.	itjobs.ca	68	89.8	79	11
14.	simplyhired.ca	67	107.4	16	63
15.	aboriginaljobboard.ca	50	57.4	35	42
16.	network.applytoeducation.com	45	12.2	6	4
17.	jobillico.com	42	46.2	34	13
18.	randstad.ca	30	26.3	31	1