

# JOB DEMAND REPORT

## JUNE 2021

Job posting data collected by Workforce Planning Board of York Region from job boards and employer websites who recruit candidates in York Region.

### HIGHLIGHTS

JOB POSTINGS BY THE NUMBERS				# OF DAYS POSTED	
TOTAL ACTIVE	NEW THIS MONTH	COMPANIES	JOB BOARDS	AVERAGE	MEDIAN
16,951	10,689	6,034	32	20.6	18

## REPORT BUILDER

The default filter selection below will show all job demand data for the month. You can use the filters to create a customized report for the purpose of understanding a subset of the data.

### OCCUPATION FILTERS

SKILL TYPE NAME / 1-DIGIT NOC	▼
MAJOR GROUP / 2-DIGIT NOC	▼
MINOR GROUP / 3-DIGIT NOC	▼
UNIT GROUP / 4-DIGIT NOC	▼
SKILL LEVEL	▼
JOB TYPE	▼
JOB DURATION	▼
ADDITIONAL LANGUAGE	▼
SPECIFIC JOB TAGS	▼

### INDUSTRY/SECTOR FILTERS

HIRING SECTOR BY 2-DIGIT NAICS CODE	▼
HIRING SECTOR BY 3-DIGIT NAICS CODE	▼
HIRING SECTOR BY 4-DIGIT NAICS CODE	▼
HIRING SECTOR BY 5-DIGIT NAICS CODE	▼
HIRING SECTOR BY 6-DIGIT NAICS CODE	▼

### OTHER FILTERS

MUNICIPALITY	▼
JOB BOARD	▼

NOC = National Occupation Classification | NAICS = North American Industry Classification System



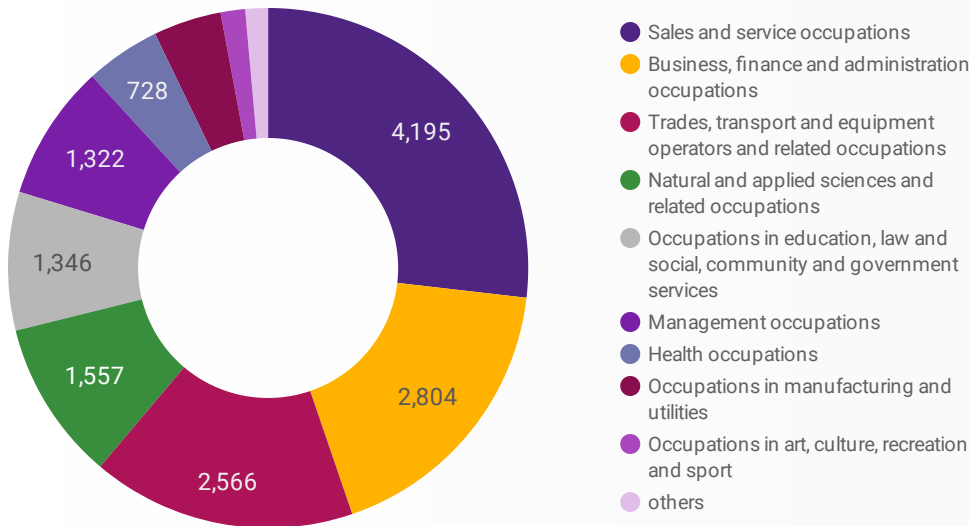
## JOB POSTINGS BY MUNICIPALITY

Where are job opportunities being offered?

	MUNICIPALITY	POSTING COUNT	AVG POSTING LENGTH IN DAYS	MEDIAN POSTING LENGTH IN DAYS
1.	City of Vaughan	5,878	111.0	111
2.	City of Markham	4,633	105.0	105
3.	Town of Richmond Hill	2,081	69.0	69
4.	Town of Newmarket	1,950	72.0	72
5.	Town of Aurora	882	42.0	42
6.	Township of King	472	33.0	33
7.	Town of East Gwillimbury	278	27.0	27
8.	Town of Georgina	273	19.0	19

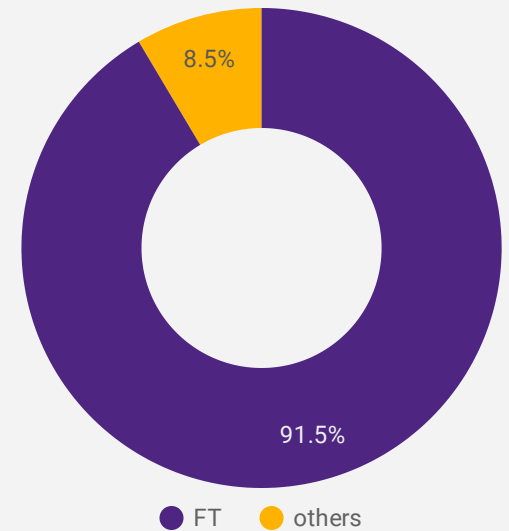
## JOB POSTINGS BY SKILL TYPE

What skill type is being recruited?



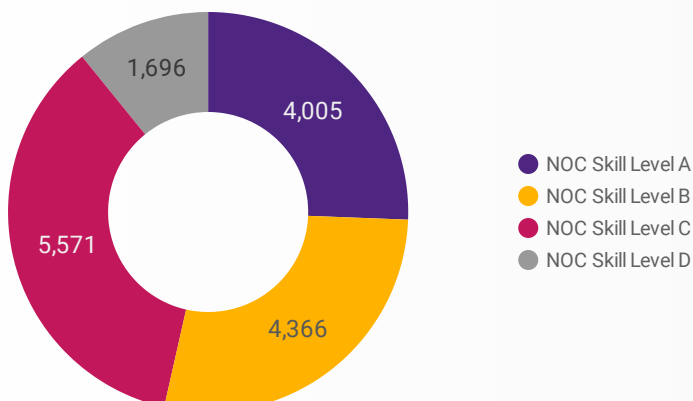
## JOB TYPE

Full-time vs Part-time



## JOB POSTINGS BY SKILL LEVEL

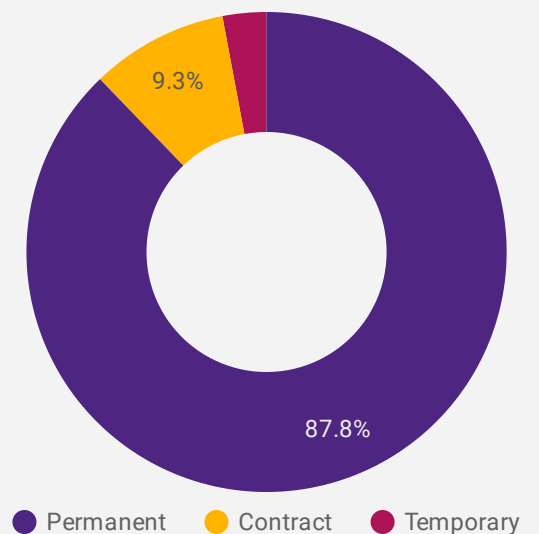
What education do occupations typically require?



Skill Level A = Usually University education | Skill Level B = Usually College education or Apprenticeship training | Skill Level C = Usually Secondary education or occupation-specific training | Skill Level D = Usually on-the-job training

## JOB DURATION

Permanency of jobs posted



## TOP OCCUPATIONS

What kind of jobs are in-demand?

	4 DIGIT NOC NAME	POSTINGS
1.	Material handlers	793
2.	Retail salespersons	690
3.	Other customer and information services representatives	528
4.	Administrative assistants	430
5.	Food counter attendants, kitchen helpers and related support occupations	376
6.	Cooks	351
7.	Retail and wholesale trade managers	305
8.	Transport truck drivers	284
9.	Home support workers, housekeepers and related occupations	267
10.	Elementary school and kindergarten teachers	247
11.	Receptionists	225
12.	Food and beverage servers	220
13.	Professional occupations in advertising, marketing and public relations	217
14.	Software engineers and designers	198
15.	Delivery and courier service drivers	196
16.	Light duty cleaners	182
17.	Construction trades helpers and labourers	170
18.	Accounting and related clerks	166
19.	Information systems analysts and consultants	160
20.	Landscaping and grounds maintenance labourers	155
21.	Shippers and receivers	151
22.	Registered nurses and registered psychiatric nurses	150
23.	Business development officers and marketing researchers and consultants	150
24.	Other financial officers	138
25.	Administrative officers	138
26.	Home child care providers	137
27.	Security guards and related security service occupations	133
28.	Accounting technicians and bookkeepers	129
29.	Cashiers	128
30.	Other products assemblers, finishers and inspectors	121

## TOP EMPLOYERS/AGENCIES

Who is hiring?

	COMPANY	POSTINGS
1.	Kijiji Jobs	493
2.	YORK REGION DISTRICT SCHOOL BOARD	317
3.	AMD	278
4.	Municipality of York	199
5.	SOUTHLAKE REGIONAL HEALTH CENTRE	190
6.	MARKHAM STOUFFVILLE HOSPITAL	120
7.	MACKENZIE HEALTH	110
8.	Recipe Unlimited Corporation	103
9.	STAPLES CANADA	87
10.	Jobskills.org	84
11.	MCDONALD'S	73
12.	McDonald's Restaurants	65
13.	Magna International Inc.	60
14.	CANADA'S WONDERLAND	55
15.	YORK CATHOLIC DISTRICT SCHOOL BOARD	52
16.	WEINS CANADA	50
17.	SCOTIABANK	49
18.	Nanny Services	48
19.	The Home Depot Canada	48
20.	SIENNA SENIOR LIVING	47
21.	WSP	47
22.	TD	46
23.	SHOPPERS DRUG MART	43
24.	YUMMY MARKET	42
25.	TD BANK	41
26.	Randstad Canada	39
27.	Aviva	39
28.	TJX Companies, Inc.	36
29.	Gregory Signs	33

## OCCUPATIONS BY FREQUENCY & LENGTH OF JOB POSTINGS

What kind of jobs are hard-to-fill and/or in-demand?

	4 DIGIT NOC	4 DIGIT NOC NAME	SKILL LEVEL	POSTING COUNT	AVG POSTING LENGTH IN DAYS	MEDIAN POSTING LENGTH IN DAYS
1.	7452	Material handlers	NOC Skill Level C	793	18.2	18
2.	6421	Retail salespersons	NOC Skill Level C	690	17.5	18
3.	6552	Other customer and information services representatives	NOC Skill Level C	528	20.8	18
4.	1241	Administrative assistants	NOC Skill Level B	430	21.1	18
5.	6711	Food counter attendants, kitchen helpers and related support occupations	NOC Skill Level D	376	16.7	15
6.	6322	Cooks	NOC Skill Level B	351	20.1	18
7.	621	Retail and wholesale trade managers	NOC Skill Level A	305	19.0	18
8.	7511	Transport truck drivers	NOC Skill Level C	284	18.9	16
9.	4412	Home support workers, housekeepers and related occupations	NOC Skill Level C	267	28.9	18
10.	4032	Elementary school and kindergarten teachers	NOC Skill Level A	247	6.0	3
11.	1414	Receptionists	NOC Skill Level C	225	18.4	18
12.	6513	Food and beverage servers	NOC Skill Level C	220	19.7	18
13.	1123	Professional occupations in advertising, marketing and public relations	NOC Skill Level A	217	20.0	18
14.	2173	Software engineers and designers	NOC Skill Level A	198	24.2	18
15.	7514	Delivery and courier service drivers	NOC Skill Level C	196	20.1	18
16.	6731	Light duty cleaners	NOC Skill Level D	182	21.9	18
17.	7611	Construction trades helpers and labourers	NOC Skill Level D	170	25.5	18
18.	1431	Accounting and related clerks	NOC Skill Level C	166	20.5	18
19.	2171	Information systems analysts and consultants	NOC Skill Level A	160	20.9	18
20.	8612	Landscaping and grounds maintenance labourers	NOC Skill Level D	155	25.0	18
21.	1521	Shippers and receivers	NOC Skill Level C	151	18.6	18
22.	3012	Registered nurses and registered psychiatric nurses	NOC Skill Level A	150	22.6	15
23.	4163	Business development officers and marketing researchers and consultants	NOC Skill Level A	150	20.6	18
24.	1114	Other financial officers	NOC Skill Level A	138	16.7	17
25.	1221	Administrative officers	NOC Skill Level B	138	23.7	18
26.	4411	Home child care providers	NOC Skill Level C	137	67.4	67
27.	6541	Security guards and related security service occupations	NOC Skill Level C	133	16.4	18
28.	1311	Accounting technicians and bookkeepers	NOC Skill Level B	129	27.9	18

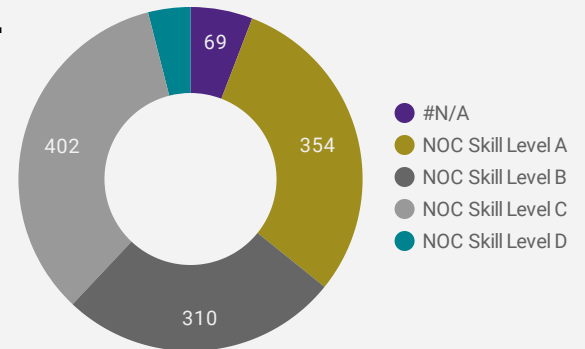
## MULTILINGUAL JOB POSTINGS BY THE NUMBERS

ACTIVE POSTINGS	NEW POSTINGS	COMPANIES	UNIQUE LANGUAGES	# OF DAYS POSTED	
1,182	760	634	11	AVERAGE 17.4	MEDIAN 18

## MULTILINGUAL JOB POSTINGS BY SKILL LEVEL

What language skills are employers looking for by occupational skill level?

- 354** Skill Level A - Management/ Professional Occupations usually requiring University
- 310** Skill Level B - Usually college education or apprenticeship training
- 402** Skill Level C - Usually secondary education or occupation-specific training
- 47** Skill Level D - Usually on-the-job training



## JOB POSTINGS BY LANGUAGE SKILL

How many job postings require specific language skills?

African Dialect Language Jobs	0	Arabic Language Jobs	9
Cantonese Language Jobs	199	Chinese Language Jobs	88
French Language Jobs	565	German Language Jobs	22
Italian Language Jobs	73	Japanese Language Jobs	30
Mandarin Language Jobs	79	Portuguese Language Jobs	0
Punjabi Language Jobs	8	Spanish Language Jobs	32
Thai Language Jobs	0	Vietnamese Language Jobs	2

## MULTILINGUAL HIRING EMPLOYERS

Which employers are seeking multilingual candidates?

	COMPANY	POSTINGS
1.	YORK REGION DISTRICT SCHOOL BOARD	74
2.	YORK CATHOLIC DISTRICT SCHOOL BOARD	15
3.	Kijiji Jobs	13
4.	TD	13
5.	Mon Sheong Foundation	11
6.	TD BANK	11
7.	Recipe Unlimited Corporation	11
8.	WSP	10
9.	Farm Boy Inc.	10
10.	Stonefire Bar & Grill	10
11.	Ontario's LHINs	10
12.	Tapagria Spanish Tapas Restaurant	9
13.	T&T Supermarket INC	9
14.	BELL MOBILITY/BELL MOBILITÉ	9
15.	MARTINREA INTERNATIONAL INC.	8
16.	Arcadis	7

1 - 50 / 635 < >

NOTE: NAICS code 56 includes Employment Agencies. Manufacturing includes codes 31-33, Retail Trade includes codes 44-45 and Transportation and Warehousing includes codes 48-49.

## MULTILINGUAL JOB DEMAND BY 4-DIGIT NOC

What occupations seek French Language Skills?

4-DIGIT NOC NAME	FR EN CH	A FR I C A N	A R A B I C	C A N T O N E S E	C H I N E S E	G E R M A N	I T A L I A N	J A P A N E S E	M A N D A R I N	P O R T U G U E S E	P U N J A B I	S P A N I S H	T H A I	V I E T N A ... E S E
1. Other customer and information services representatives	74	0	0	12	3	0	1	1	1	0	0	2	0	0
2. Elementary school and kindergarten teachers	71	2	0	0	0	0	0	0	0	0	0	0	0	0
3. Retail salespersons	38	0	0	7	3	2	1	2	8	0	1	0	0	0
4. Administrative assistants	14	0	0	18	3	0	2	0	6	0	0	1	0	0
5. Business development officers and marketing researchers and consultants	14	0	0	5	4	0	0	1	1	0	1	3	0	0
6. Material handlers	13	0	0	3	0	2	1	0	6	0	0	1	0	0
7. Retail and wholesale trade managers	13	0	0	1	0	0	0	0	1	0	0	0	0	0
8. Human resources professionals	12	0	0	1	0	0	0	0	0	0	0	0	0	0
9. Human resources and recruitment officers	11	0	0	0	0	0	0	0	1	0	0	0	0	0
10. User support technicians	11	0	0	0	0	0	0	0	0	0	0	1	0	0
11. Butchers, meat cutters and fishmongers - retail and wholesale	10	0	0	0	0	0	0	0	0	0	0	0	0	0
12. Professional occupations in advertising, marketing and public relations	9	0	0	6	9	0	0	1	3	0	0	1	0	1
13. Information systems analysts and consultants	9	0	0	1	0	1	0	0	0	0	0	0	0	0
14. Other financial officers	8	0	0	7	0	0	1	0	3	0	0	0	0	0
15. Cashiers	8	0	0	2	0	0	0	0	0	0	0	0	0	0
16. Professional occupations in business management consulting	8	0	0	0	0	0	0	0	0	0	0	0	0	0
17. Social workers	8	0	0	0	0	0	0	0	0	0	0	0	0	0
18. Delivery and courier service drivers	8	0	0	1	1	0	0	1	0	0	0	1	0	0
19. Sales and account representatives - wholesale trade (non-technical)	8	0	0	0	0	0	0	0	1	0	0	0	0	0
20. Other instructors	7	2	0	1	0	0	0	0	0	0	0	0	0	0
21. Nurse aides, orderlies and patient service associates	7	0	0	0	0	0	0	0	0	0	0	0	0	0
22. Advertising, marketing and public relations managers	6	0	0	2	...	1	0	1	1	0	0	0	0	0
23. General office support workers	6	0	0	6	5	0	0	0	0	0	0	0	0	0
24. Data entry clerks	6	0	0	0	0	0	0	0	0	0	0	0	0	0
25. Administrative officers	6	0	0	1	1	0	0	0	2	0	0	0	0	0
26. Accounting and related clerks	6	0	0	2	0	0	0	0	0	0	0	0	0	0
27. Medical administrative assistants	5	0	0	0	2	0	0	0	1	0	0	0	0	0
28. Software engineers and designers	5	0	0	0	1	0	0	0	0	0	0	0	0	0

## JOB POSTINGS BY 2-DIGIT NATIONAL OCCUPATION CLASSIFICATION

What jobs are hard to fill and in-demand in the area?

	2 DIGIT NOC	2 DIGIT NOC NAME	SKILL LEVEL	POSTING COUNT	AVG POSTING LENGTH IN DAYS	MEDIAN POSTING LENGTH IN DAYS
1.	65	Service representatives and other customer and personal services occupations	NOC Skill Level C	1,205	19.2	18
2.	12	Administrative and financial supervisors and administrative occupations	NOC Skill Level B	1,029	21.2	18
3.	21	Professional occupations in natural and applied sciences	NOC Skill Level A	1,019	22.5	18
4.	74	Other installers, repairers and servicers and material handlers	NOC Skill Level C	890	19.1	18
5.	67	Service support and other service occupations, n.e.c.	NOC Skill Level D	813	18.1	18
6.	64	Sales representatives and salespersons - wholesale and retail trade	NOC Skill Level C	781	17.6	18
7.	63	Service supervisors and specialized service occupations	NOC Skill Level B	671	22.5	18
8.	14	Office support occupations	NOC Skill Level C	629	18.5	18
9.	72	Industrial, electrical and construction trades	NOC Skill Level B	609	23.9	18
10.	11	Professional occupations in business and finance	NOC Skill Level A	602	18.8	18
11.	75	Transport and heavy equipment operation and related maintenance occupations	NOC Skill Level C	591	19.7	18
12.	22	Technical occupations related to natural and applied sciences	NOC Skill Level B	538	22.0	18
13.	06	Middle management occupations in retail and wholesale trade and customer services	NOC Skill Level A	487	19.2	18
14.	01	Senior managers - construction, transportation, production and utilities	NOC Skill Level A	454	22.9	18
15.	44	Care providers and educational, legal and public protection support occupations	NOC Skill Level C	425	40.1	18
16.	41	Professional occupations in law and social, community and government services	NOC Skill Level A	392	18.4	18
17.	15	Distribution, tracking and scheduling co-ordination occupations	NOC Skill Level C	377	18.7	18
18.	62	Retail sales supervisors and specialized sales occupations	NOC Skill Level B	376	19.1	18
19.	66	Sales support occupations	NOC Skill Level D	349	19.5	18
20.	40	Professional occupations in education services	NOC Skill Level A	283	7.5	4
21.	73	Maintenance and equipment operation trades	NOC Skill Level B	279	20.7	18
22.	95	Assemblers in manufacturing	NOC Skill Level C	246	19.7	18



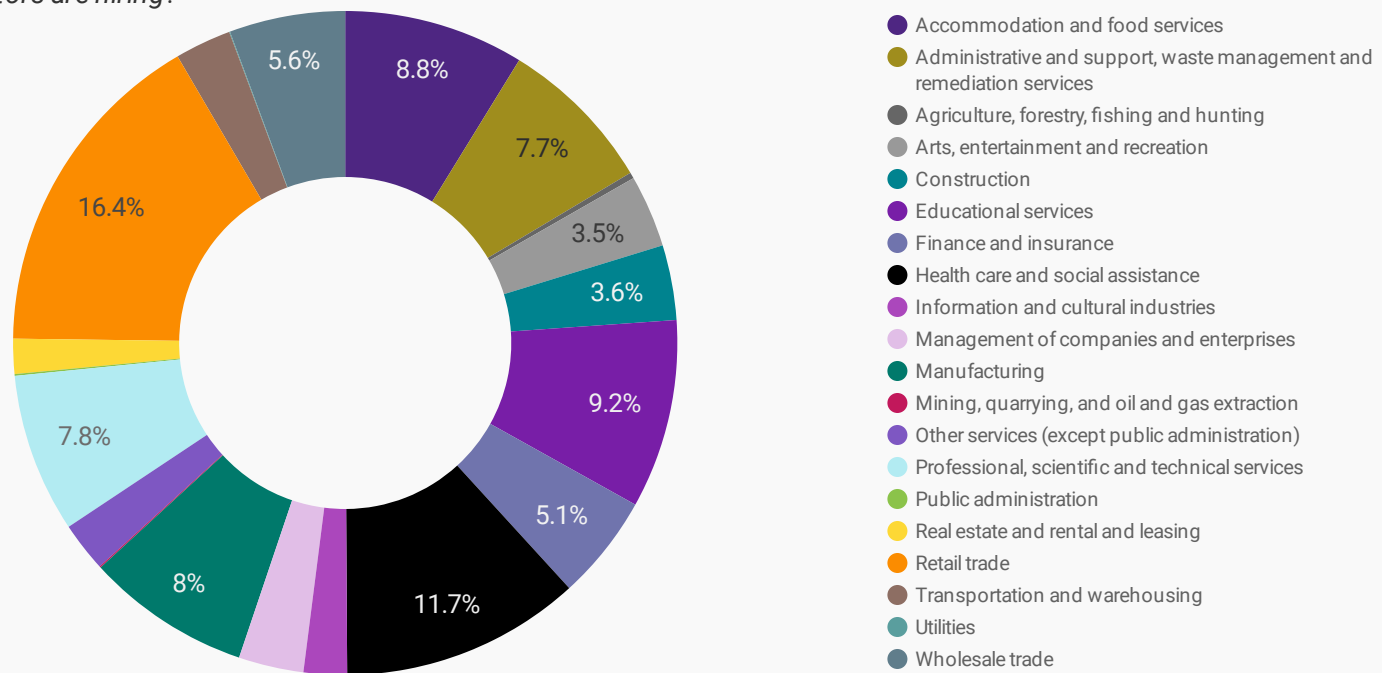
## JOB POSTINGS BY 3-DIGIT NATIONAL OCCUPATION CLASSIFICATION

What jobs are hard to fill and in-demand in the area?

	3 DIGIT NOC	3 DIGIT NOC NAME	SKILL LEVEL	POSTING COUNT	AVG POSTING LENGTH IN DAYS	MEDIAN POSTING LENGTH IN DAYS
1.	745	Longshore workers and material handlers	NOC Skill Level C	793	18.2	18
2.	642	Retail salespersons	NOC Skill Level C	690	17.5	18
3.	655	Customer and information services representatives	NOC Skill Level C	596	20.1	18
4.	124	Office administrative assistants - general, legal and medical	NOC Skill Level B	522	20.6	18
5.	751	Motor vehicle and transit drivers	NOC Skill Level C	509	19.7	18
6.	217	Computer and information systems professionals	NOC Skill Level A	483	22.4	18
7.	441	Home care providers and educational support occupations	NOC Skill Level C	420	40.5	18
8.	632	Chefs and cooks	NOC Skill Level B	410	20.9	18
9.	673	Cleaners	NOC Skill Level D	381	19.5	18
10.	671	Food counter attendants, kitchen helpers and related support occupations	NOC Skill Level D	376	16.7	15
11.	122	Administrative and regulatory occupations	NOC Skill Level B	372	22.4	18
12.	112	Human resources and business service professionals	NOC Skill Level A	355	19.3	18
13.	152	Supply chain logistics, tracking and scheduling co-ordination occupations	NOC Skill Level C	343	18.8	18
14.	651	Occupations in food and beverage service	NOC Skill Level C	332	19.0	18
15.	141	General office workers	NOC Skill Level C	328	18.1	18
16.	062	Retail and wholesale trade managers	NOC Skill Level A	305	19.0	18
17.	403	Secondary and elementary school teachers and educational counsellors	NOC Skill Level A	270	6.5	3
18.	416	Policy and program researchers, consultants and officers	NOC Skill Level A	261	19.5	18
19.	111	Auditors, accountants and investment professionals	NOC Skill Level A	247	18.1	16
20.	421	Paraprofessional occupations in legal, social, community and education services	NOC Skill Level B	245	18.2	18
21.	143	Financial, insurance and related administrative support workers	NOC Skill Level C	243	19.4	18
22.	213	Civil, mechanical, electrical and chemical engineers	NOC Skill Level A	236	24.8	18
23.	662	Other sales support and related occupations	NOC Skill Level D	221	18.9	18
24.	012	Senior managers - construction, transportation, production and utilities	NOC Skill Level A	214	22.6	18
25.	071	Managers in customer and personal services, n.e.c.	NOC Skill Level A	192	20.3	18
26.	341	Assisting occupations in support of health services	NOC Skill Level C	184	17.4	18
27.	011	Senior managers - construction, transportation, production and utilities	NOC Skill Level A	184	22.4	18

## TOP HIRING SECTORS (2 DIGIT NAICS CODE)

What sectors are hiring?



TOP HIRING SECTORS (2 DIGIT NAICS CODE)		NAICS CODE	POSTING COUNT	AVG POSTING LENGTH IN DAYS	MEDIAN POSTING LENGTH IN DAYS
1.	Retail trade	44-45	1,124	17.9	18
2.	Health care and social assistance	62	887	20.2	18
3.	Manufacturing	31-33	633	20.6	18
4.	Accommodation and food services	72	632	18.5	18
5.	Administrative and support, waste management and remediation servi...	56	578	17.8	18
6.	Professional, scientific and technical services	54	562	20.5	18
7.	Educational services	61	463	12.6	6
8.	Wholesale trade	41	448	19.5	18
9.	Finance and insurance	52	371	17.1	18
10.	Construction	23	274	23.3	18
11.	Management of companies and enterprises	55	248	17.6	18
12.	Arts, entertainment and recreation	71	215	17.2	18
13.	Transportation and warehousing	48-49	205	18.2	18
14.	Other services (except public administration)	81	180	20.4	18
15.	Information and cultural industries	51	167	17.0	15
16.	Real estate and rental and leasing	53	129	19.7	18
17.	Agriculture, forestry, fishing and hunting	11	24	22.7	15
18.	Public administration	91	9	19.3	16
19.	Mining, quarrying, and oil and gas extraction	21	4	18.0	18
20.	Utilities	22	2	18.0	18

NOTE: NAICS code 56 includes Employment Agencies. Manufacturing includes codes 31-33, Retail Trade includes codes 44-45 and Transportation and Warehousing includes codes 48-49.

## TOP HIRING SECTORS (3 DIGIT NAICS CODE)

What sectors are hiring?

	NAICS CODE	TOP HIRING SECTORS (3 DIGIT NAICS)	POSTING COUNT ▾	AVG POSTING LENGTH IN DAYS	MEDIAN POSTING LENGTH IN DAYS
1.	722	Food services and drinking places	613	18.6	18
2.	561	Administrative and support services	572	17.8	18
3.	541	Professional, scientific and technical services	562	20.5	18
4.	611	Educational services	463	12.6	6
5.	622	Hospitals	421	22.5	18
6.	621	Ambulatory health care services	289	17.8	18
7.	551	Management of companies and enterprises	248	17.6	18
8.	522	Credit intermediation and related activities	231	16.5	15
9.	448	Clothing and clothing accessories stores	203	17.8	18
10.	441	Motor vehicle and parts dealers	201	17.8	18
11.	445	Food and beverage stores	182	19.0	16
12.	713	Amusement, gambling and recreation industries	179	17.6	18
13.	238	Specialty trade contractors	176	21.6	18
14.	416	Building material and supplies merchant wholesalers	155	18.8	18
15.	624	Social assistance	145	20.3	18
16.	524	Insurance carriers and related activities	111	18.0	18
17.	446	Health and personal care stores	111	17.6	17
18.	444	Building material and garden equipment and supplies dealers	110	17.9	18
19.	332	Fabricated metal product manufacturing	107	20.8	18
20.	442	Furniture and home furnishings stores	102	18.4	18
21.	417	Machinery, equipment and supplies merchant wholesalers	97	18.6	18
22.	492	Couriers and messengers	91	16.0	15
23.	531	Real estate	90	20.7	18
24.	443	Electronics and appliance stores	87	16.6	16
25.	311	Food manufacturing	81	16.9	18
26.	811	Repair and maintenance	80	23.4	18
27.	517	Telecommunications	79	16.1	15
28.	812	Personal and laundry services	67	15.8	18
29.	414	Personal and household goods merchant wholesalers	66	20.0	18
30.	337	Furniture and related product manufacturing	64	26.1	18
31.	413	Food, beverage and tobacco merchant wholesalers	62	20.8	18

## TOP HIRING SECTORS (4 DIGIT NAICS CODE)

What sectors are hiring?

	NAICS CODE	TOP HIRING SECTORS (4 DIGIT NAICS)	POSTING COUNT ▾	AVG POSTING LENGTH IN DAYS	MEDIAN POSTING LENGTH IN DAYS
1.	7225	Full-service restaurants and limited-service eating places	594	18.6	18
2.	6221	General medical and surgical hospitals	420	22.5	18
3.	6111	Elementary and secondary schools	389	10.6	5
4.	5613	Employment services	290	18.1	18
5.	5511	Management of companies and enterprises	248	17.6	18
6.	5221	Depository credit intermediation	202	16.1	15
7.	5413	Architectural, engineering and related services	190	18.4	18
8.	4411	Automobile dealers	183	17.9	18
9.	4481	Clothing stores	159	17.0	18
10.	5617	Services to buildings and dwellings	154	17.2	18
11.	4451	Grocery stores	129	17.0	15
12.	5415	Computer systems design and related services	128	18.7	18
13.	7139	Other amusement and recreation industries	117	18.0	18
14.	6213	Offices of other health practitioners	116	17.1	18
15.	4461	Health and personal care stores	111	17.6	17
16.	5242	Agencies, brokerages and other insurance related activities	107	18.0	18
17.	4441	Building material and supplies dealers	105	17.3	18
18.	6212	Offices of dentists	94	18.2	18
19.	4431	Electronics and appliance stores	87	16.6	16
20.	6244	Child day-care services	81	22.6	18
21.	4161	Electrical, plumbing, heating and air-conditioning equipment and supplies merchant whol...	81	18.6	18
22.	5616	Investigation and security services	80	17.0	15
23.	5416	Management, scientific and technical consulting services	73	19.3	18
24.	5179	Other telecommunications	73	16.1	15
25.	2382	Building equipment contractors	72	22.9	18
26.	3323	Architectural and structural metals manufacturing	71	19.4	18
27.	4163	Lumber, millwork, hardware and other building supplies merchant wholesalers	70	19.1	18
28.	4421	Furniture stores	70	17.8	18
29.	5419	Other professional, scientific and technical services	67	19.1	18
30.	6116	Other schools and instruction	62	22.5	18
31.	7131	Amusement parks and arcades	62	16.9	18

## TOP HIRING SECTORS (5 DIGIT NAICS CODE)

What sectors are hiring?

	NAICS CODE	TOP HIRING SECTORS (5 DIGIT NAICS)	POSTING COUNT ▾	AVG POSTING LENGTH IN DAYS	MEDIAN POSTING LENGTH IN DAYS
1.	72251	Full-service restaurants and limited-service eating places	594	18.6	18
2.	62211	General medical and surgical hospitals	420	22.5	18
3.	61111	Elementary and secondary schools	389	10.6	5
4.	56131	Employment placement agencies and executive search services	265	18.1	18
5.	55111	Management of companies and enterprises	248	17.6	18
6.	52211	Banking	201	16.1	15
7.	44111	New car dealers	175	17.8	18
8.	54133	Engineering services	138	18.9	18
9.	44511	Supermarkets and other grocery (except convenience) stores	128	17.0	15
10.	54151	Computer systems design and related services	128	18.7	18
11.	56173	Landscaping services	112	17.1	18
12.	62121	Offices of dentists	94	18.2	18
13.	52421	Insurance agencies and brokerages	90	18.0	18
14.	44314	Electronics and appliance stores	87	16.6	16
15.	62441	Child day-care services	81	22.6	18
16.	51791	Other telecommunications	73	16.1	15
17.	44211	Furniture stores	70	17.8	18
18.	41611	Electrical wiring and construction supplies merchant wholesalers	68	17.7	18
19.	44611	Pharmacies and drug stores	64	16.4	15.5
20.	33232	Ornamental and architectural metal product manufacturing	63	19.7	18
21.	71391	Golf courses and country clubs	62	17.7	18
22.	53121	Offices of real estate agents and brokers	57	22.8	18
23.	62139	Offices of all other health practitioners	56	17.3	18
24.	54161	Management consulting services	56	20.1	18
25.	71311	Amusement and theme parks	55	17.2	18
26.	71394	Fitness and recreational sports centres	54	18.2	18
27.	61169	All other schools and instruction	52	23.5	18
28.	41639	Other specialty-line building supplies merchant wholesalers	50	18.7	18
29.	44819	Other clothing stores	48	16.7	18
30.	49221	Local messengers and local delivery	47	18.6	18
31.	23611	Residential building construction	46	24.6	18

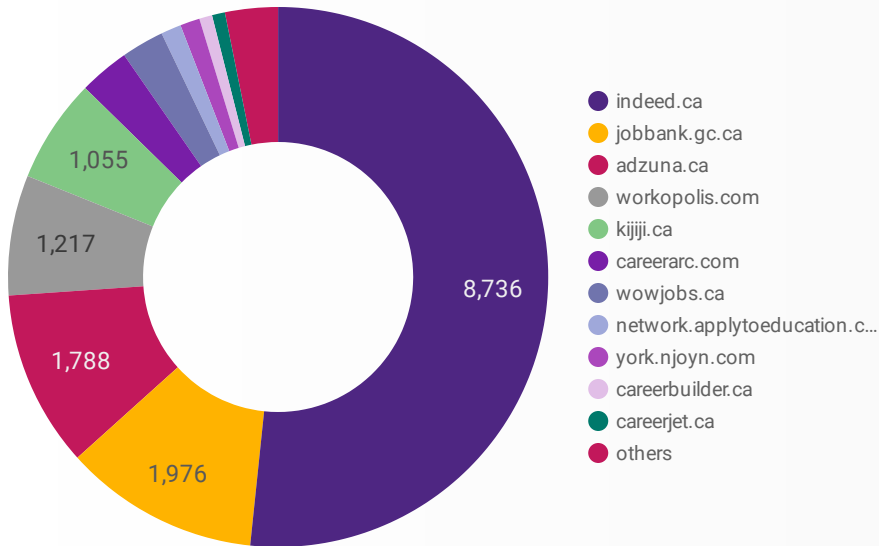
## TOP HIRING SECTORS (6 DIGIT NAICS CODE)

What sectors are hiring?

	NAICS CODE	TOP HIRING SECTORS (6 DIGIT NAICS)	POSTING COUNT ▾	AVG POSTING LENGTH IN DAYS	MEDIAN POSTING LENGTH IN DAYS
1.	722511	Full-service restaurants	426	18.8	18
2.	611110	Elementary and secondary schools	389	10.6	5
3.	622111	General (except paediatric) hospitals	300	24.7	18
4.	561310	Employment placement agencies and executive search services	265	18.1	18
5.	551113	Holding companies	248	17.6	18
6.	522112	Corporate and institutional banking industry	184	16.1	15
7.	441110	New car dealers	175	17.8	18
8.	722512	Limited-service eating places	168	18.1	18
9.	541330	Engineering services	138	18.9	18
10.	445110	Supermarkets and other grocery (except convenience) stores	128	17.0	15
11.	541514	Computer systems design and related services (except video game design and developm...	128	18.7	18
12.	622112	Paediatric hospitals	120	19.5	15
13.	561730	Landscaping services	112	17.1	18
14.	621210	Offices of dentists	94	18.2	18
15.	524210	Insurance agencies and brokerages	90	18.0	18
16.	443143	Appliance, television and other electronics stores	85	16.6	16
17.	624410	Child day-care services	81	22.6	18
18.	517919	All other telecommunications	73	16.1	15
19.	442110	Furniture stores	70	17.8	18
20.	416110	Electrical wiring and construction supplies merchant wholesalers	68	17.7	18
21.	446110	Pharmacies and drug stores	64	16.4	15.5
22.	713910	Golf courses and country clubs	62	17.7	18
23.	621390	Offices of all other health practitioners	56	17.3	18
24.	713110	Amusement and theme parks	55	17.2	18
25.	713940	Fitness and recreational sports centres	54	18.2	18
26.	611690	All other schools and instruction	52	23.5	18
27.	416390	Other specialty-line building supplies merchant wholesalers	50	18.7	18
28.	448199	All other clothing stores	48	16.7	18
29.	541619	Other management consulting services	48	20.5	18
30.	492210	Local messengers and local delivery	47	18.6	18
31.	236110	Residential building construction	46	24.6	18

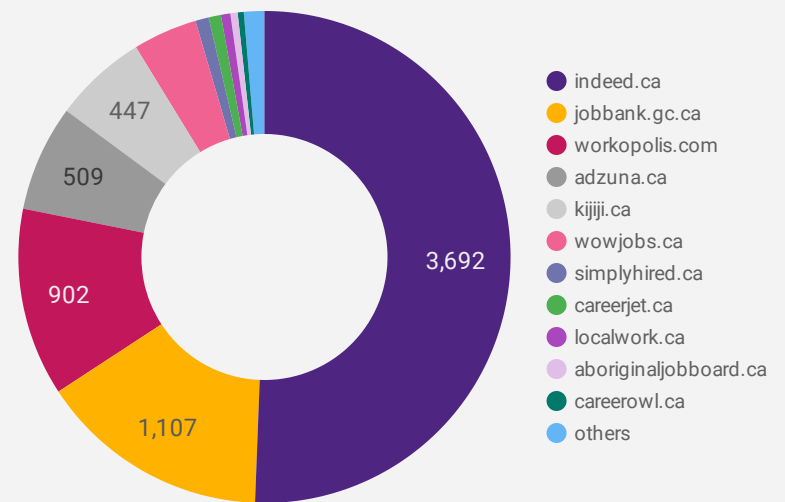
## JOB POSTINGS BY JOB BOARD

What share of unique job postings appear on each job board?



## COMPANIES BY JOB BOARD

What share of unique companies appear on each job board?



## JOB POSTING DETAILS BY JOB BOARD

How does job posting activity differ by job board?

	JOB BOARD	POSTING COUNT	AVG POSTING LENGTH IN DAYS	MEDIAN POSTING LENGTH IN DAYS	# OF COMPANIES
1.	indeed.ca	8,736	18.0	18	3,692
2.	jobbank.gc.ca	1,976	40.1	29	1,107
3.	adzuna.ca	1,788	15.0	15	509
4.	workopolis.com	1,217	15.0	15	902
5.	kijiji.ca	1,055	15.0	15	447
6.	careerarc.com	509	32.2	28.5	24
7.	wowjobs.ca	432	16.0	16	308
8.	network.applytoeducation.com	205	8.4	4	5
9.	york.njoyn.com	199	7.0	7	1
10.	careerjet.ca	131	23.6	19	59
11.	careerbuilder.ca	131	22.5	29	29
12.	jobs.jobskills.org	84	181.5	125.5	1
13.	localwork.ca	82	36.5	31	45
14.	simplyhired.ca	70	15.7	16	64
15.	itjobs.ca	56	58.4	39.5	9
16.	randstad.ca	45	15.5	14.5	2
17.	aboriginaljobboard.ca	40	86.8	91	35
18.	careerowl.ca	32	19.5	18	29