

JOB DEMAND REPORT

JULY 2021

Job posting data collected by Workforce Planning Board of York Region from job boards and employer websites who recruit candidates in York Region.

HIGHLIGHTS

| JOB POSTINGS BY THE NUMBERS | | | | # OF DAYS POSTED | |
|-----------------------------|----------------|-----------|------------|------------------|--------|
| TOTAL ACTIVE | NEW THIS MONTH | COMPANIES | JOB BOARDS | AVERAGE | MEDIAN |
| 18,887 | 11,501 | 6,429 | 33 | 18.8 | 18 |

REPORT BUILDER

The default filter selection below will show all job demand data for the month. You can use the filters to create a customized report for the purpose of understanding a subset of the data.

OCCUPATION FILTERS

SKILL TYPE NAME / 1-DIGIT NOC

MAJOR GROUP / 2-DIGIT NOC

MINOR GROUP / 3-DIGIT NOC

UNIT GROUP / 4-DIGIT NOC

SKILL LEVEL

JOB TYPE

JOB DURATION

ADDITIONAL LANGUAGE

SPECIFIC JOB TAGS

INDUSTRY/SECTOR FILTERS

HIRING SECTOR BY 2-DIGIT NAICS CODE

HIRING SECTOR BY 3-DIGIT NAICS CODE

HIRING SECTOR BY 4-DIGIT NAICS CODE

HIRING SECTOR BY 5-DIGIT NAICS CODE

HIRING SECTOR BY 6-DIGIT NAICS CODE

OTHER FILTERS

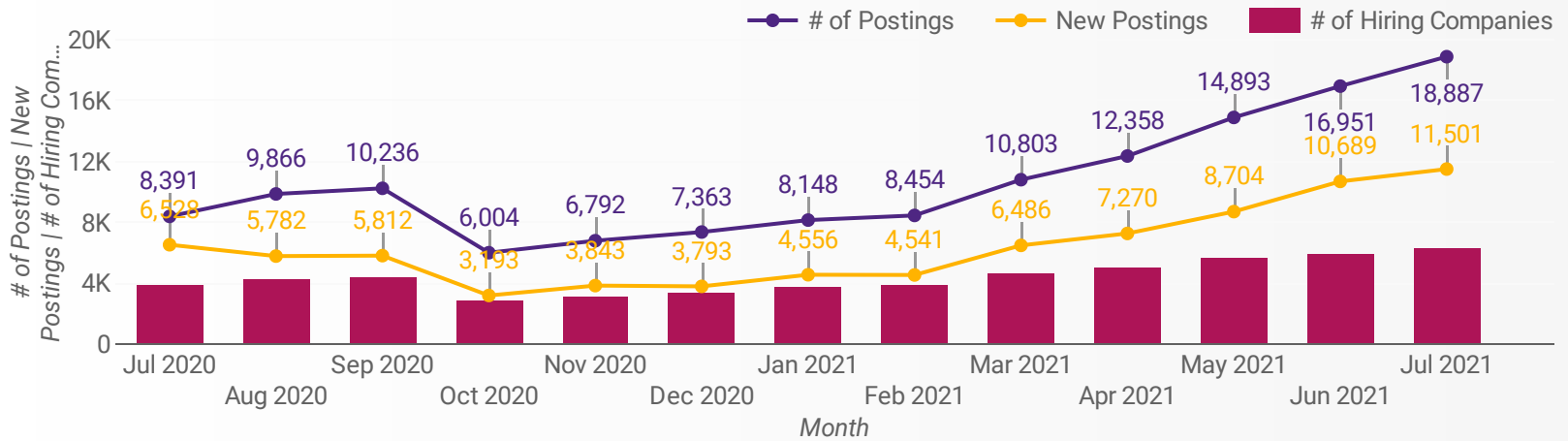
MUNICIPALITY

JOB BOARD

NOC = National Occupation Classification | NAICS = North American Industry Classification System

JOB POSTINGS BY MONTH FOR YORK REGION

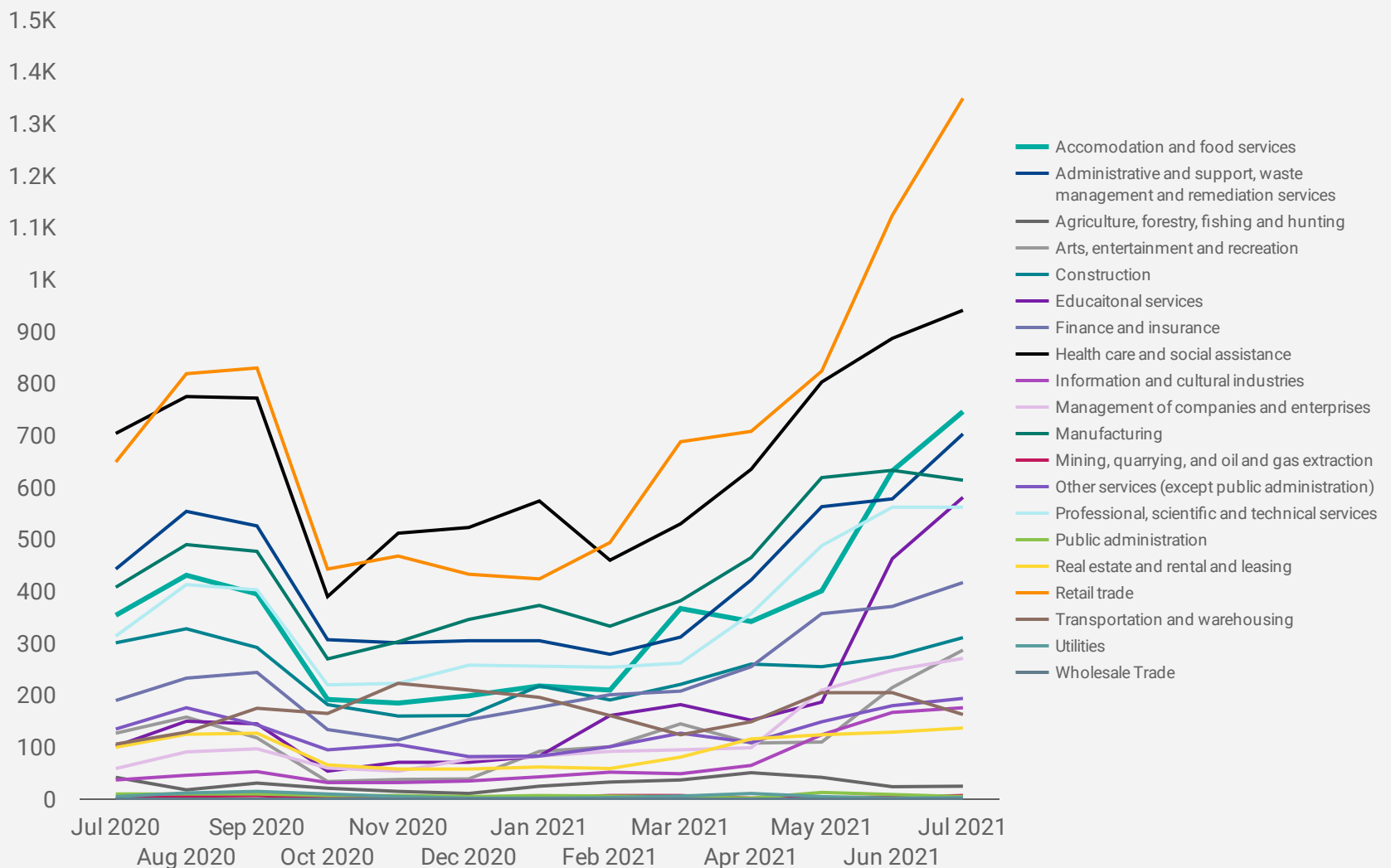
How many job postings were active for at least 1 day this month in the area?



NOTE: This graph cannot be filtered using the controls on the cover page

JOB POSTINGS BY SECTOR BY MONTH FOR YORK REGION

How many job postings were active for at least 1 day this month?



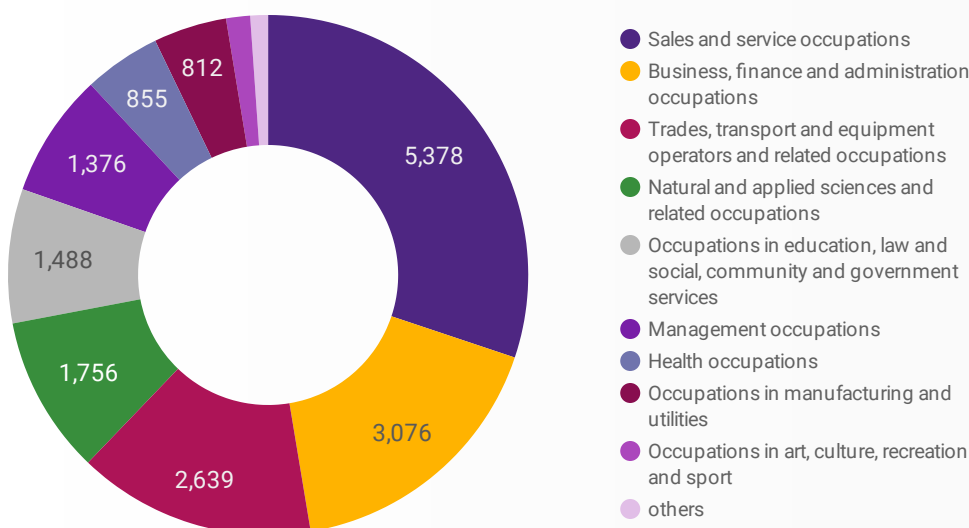
JOB POSTINGS BY MUNICIPALITY

Where are job opportunities being offered?

| | MUNICIPALITY | POSTING COUNT ▾ | AVG POSTING LENGTH IN DAYS | MEDIAN POSTING LENGTH IN DAYS |
|----|--------------------------|-----------------|----------------------------|-------------------------------|
| 1. | City of Vaughan | 6,778 | 88.0 | 88 |
| 2. | City of Markham | 5,291 | 102.0 | 102 |
| 3. | Town of Richmond Hill | 2,286 | 54.0 | 54 |
| 4. | Town of Newmarket | 2,020 | 62.0 | 62 |
| 5. | Town of Aurora | 961 | 40.0 | 40 |
| 6. | Township of King | 421 | 25.0 | 25 |
| 7. | Town of East Gwillimbury | 288 | 18.0 | 18 |
| 8. | Town of Georgina | 283 | 26.0 | 26 |

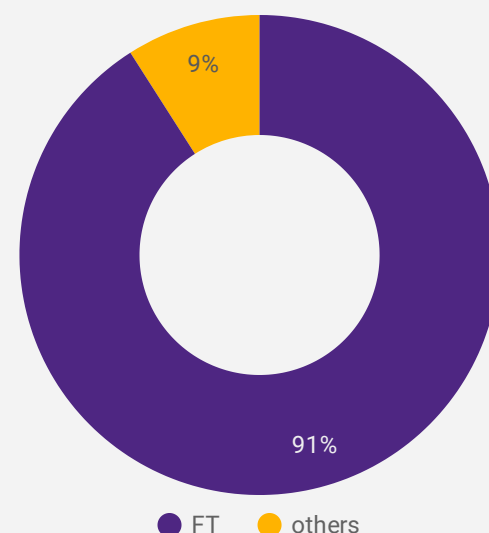
JOB POSTINGS BY SKILL TYPE

What skill type is being recruited?



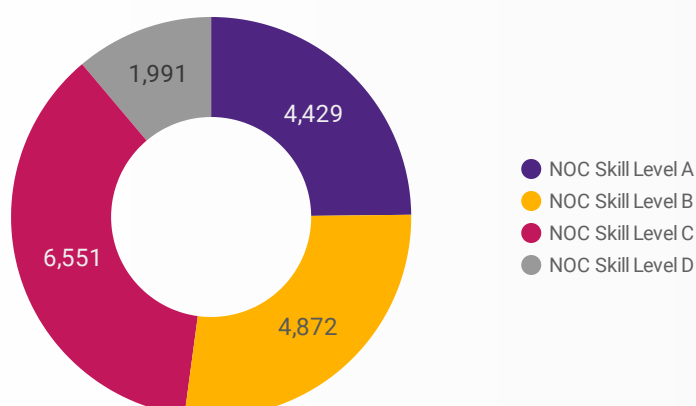
JOB TYPE

Full-time vs Part-time



JOB POSTINGS BY SKILL LEVEL

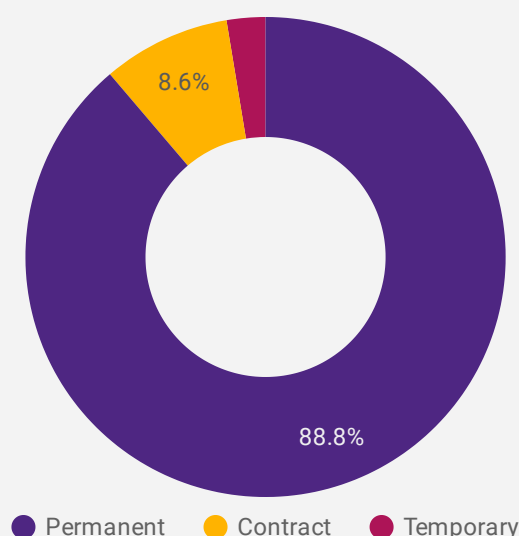
What education do occupations typically require?



Skill Level A = Usually University education | Skill Level B = Usually College education or Apprenticeship training | Skill Level C = Usually Secondary education or occupation-specific training | Skill Level D = Usually on-the-job training

JOB DURATION

Permanency of jobs posted



TOP OCCUPATIONS

What kind of jobs are in-demand?

| | 4 DIGIT NOC NAME | POSTINGS ▾ |
|-----|--|------------|
| 1. | Retail salespersons | 986 |
| 2. | Material handlers | 793 |
| 3. | Other customer and information services representatives | 648 |
| 4. | Food counter attendants, kitchen helpers and related support occupations | 497 |
| 5. | Cooks | 455 |
| 6. | Administrative assistants | 450 |
| 7. | Elementary school and kindergarten teachers | 381 |
| 8. | Retail and wholesale trade managers | 376 |
| 9. | Food and beverage servers | 329 |
| 10. | Home support workers, housekeepers and related occupations | 297 |
| 11. | Receptionists | 296 |
| 12. | Transport truck drivers | 281 |
| 13. | Software engineers and designers | 258 |
| 14. | Other products assemblers, finishers and inspectors | 257 |
| 15. | Professional occupations in advertising, marketing and public relations | 223 |
| 16. | Accounting and related clerks | 213 |
| 17. | Other sales related occupations | 198 |
| 18. | Delivery and courier service drivers | 197 |
| 19. | Information systems analysts and consultants | 194 |
| 20. | Construction trades helpers and labourers | 185 |
| 21. | Light duty cleaners | 176 |
| 22. | Retail sales supervisors | 173 |
| 23. | Registered nurses and registered psychiatric nurses | 170 |
| 24. | Store shelf stockers, clerks and order fillers | 161 |
| 25. | Shippers and receivers | 148 |
| 26. | Specialized cleaners | 146 |
| 27. | Landscaping and grounds maintenance labourers | 145 |
| 28. | Administrative officers | 144 |
| 29. | Other financial officers | 144 |
| 30. | Cashiers | 140 |

1 - 50 / 415 < >

TOP EMPLOYERS/AGENCIES

Who is hiring?

| | COMPANY | POSTINGS ▾ |
|-----|-------------------------------------|------------|
| 1. | Kijiji Jobs | 618 |
| 2. | YORK REGION DISTRICT SCHOOL BOARD | 431 |
| 3. | AMD | 303 |
| 4. | SOUTHLAKE REGIONAL HEALTH CENTRE | 190 |
| 5. | Municipality of York | 151 |
| 6. | MARKHAM STOUFFVILLE HOSPITAL | 146 |
| 7. | MACKENZIE HEALTH | 132 |
| 8. | Randstad Canada | 121 |
| 9. | Recipe Unlimited Corporation | 102 |
| 10. | MCDONALD'S | 98 |
| 11. | STAPLES CANADA | 93 |
| 12. | CANADA'S WONDERLAND | 76 |
| 13. | Magna International Inc. | 75 |
| 14. | TD | 65 |
| 15. | McDonald's Restaurants | 65 |
| 16. | RANDSTAD | 63 |
| 17. | IBM | 59 |
| 18. | SHOPPERS DRUG MART | 57 |
| 19. | York Region | 57 |
| 20. | SCOTIABANK | 57 |
| 21. | SIENNA SENIOR LIVING | 54 |
| 22. | Staples | 52 |
| 23. | Nanny Services | 50 |
| 24. | TD BANK | 48 |
| 25. | TJX Companies, Inc. | 47 |
| 26. | YORK CATHOLIC DISTRICT SCHOOL BOARD | 47 |
| 27. | WSP | 46 |
| 28. | Amazon | 46 |
| 29. | CAA South Central Ontario | 45 |

1 - 50 / 6431 < >

OCCUPATIONS BY FREQUENCY & LENGTH OF JOB POSTINGS

What kind of jobs are hard-to-fill and/or in-demand?

| | 4 DIGIT NOC | 4 DIGIT NOC NAME | SKILL LEVEL | POSTING COUNT ▾ | AVG POSTING LENGTH IN DAYS | MEDIAN POSTING LENGTH IN DAYS |
|-----|-------------|--|-------------------|-----------------|----------------------------|-------------------------------|
| 1. | 6421 | Retail salespersons | NOC Skill Level C | 986 | 16.8 | 18 |
| 2. | 7452 | Material handlers | NOC Skill Level C | 793 | 17.3 | 18 |
| 3. | 6552 | Other customer and information services representatives | NOC Skill Level C | 648 | 16.7 | 18 |
| 4. | 6711 | Food counter attendants, kitchen helpers and related support occupations | NOC Skill Level D | 497 | 16.5 | 18 |
| 5. | 6322 | Cooks | NOC Skill Level B | 455 | 20.7 | 18 |
| 6. | 1241 | Administrative assistants | NOC Skill Level B | 450 | 18.9 | 18 |
| 7. | 4032 | Elementary school and kindergarten teachers | NOC Skill Level A | 381 | 10.4 | 7 |
| 8. | 621 | Retail and wholesale trade managers | NOC Skill Level A | 376 | 17.4 | 18 |
| 9. | 6513 | Food and beverage servers | NOC Skill Level C | 329 | 17.5 | 18 |
| 10. | 4412 | Home support workers, housekeepers and related occupations | NOC Skill Level C | 297 | 24.8 | 18 |
| 11. | 1414 | Receptionists | NOC Skill Level C | 296 | 17.5 | 18 |
| 12. | 7511 | Transport truck drivers | NOC Skill Level C | 281 | 18.0 | 16 |
| 13. | 2173 | Software engineers and designers | NOC Skill Level A | 258 | 25.5 | 17 |
| 14. | 9537 | Other products assemblers, finishers and inspectors | NOC Skill Level C | 257 | 19.0 | 18 |
| 15. | 1123 | Professional occupations in advertising, marketing and public relations | NOC Skill Level A | 223 | 18.7 | 18 |
| 16. | 1431 | Accounting and related clerks | NOC Skill Level C | 213 | 17.3 | 18 |
| 17. | 6623 | Other sales related occupations | NOC Skill Level D | 198 | 17.1 | 18 |
| 18. | 7514 | Delivery and courier service drivers | NOC Skill Level C | 197 | 17.2 | 18 |
| 19. | 2171 | Information systems analysts and consultants | NOC Skill Level A | 194 | 18.6 | 18 |
| 20. | 7611 | Construction trades helpers and labourers | NOC Skill Level D | 185 | 22.6 | 18 |
| 21. | 6731 | Light duty cleaners | NOC Skill Level D | 176 | 22.5 | 18 |
| 22. | 6211 | Retail sales supervisors | NOC Skill Level B | 173 | 20.3 | 18 |
| 23. | 3012 | Registered nurses and registered psychiatric nurses | NOC Skill Level A | 170 | 22.1 | 15 |
| 24. | 6622 | Store shelf stockers, clerks and order fillers | NOC Skill Level D | 161 | 16.8 | 18 |
| 25. | 1521 | Shippers and receivers | NOC Skill Level C | 148 | 17.3 | 18 |
| 26. | 6732 | Specialized cleaners | NOC Skill Level D | 146 | 17.1 | 18 |
| 27. | 8612 | Landscaping and grounds maintenance labourers | NOC Skill Level D | 145 | 19.8 | 18 |
| 28. | 1221 | Administrative officers | NOC Skill Level B | 144 | 21.1 | 18 |
| 29. | 1114 | Other financial officers | NOC Skill Level A | 144 | 15.8 | 18 |

MULTILINGUAL JOB POSTINGS BY THE NUMBERS

ACTIVE POSTINGS

1,262

NEW POSTINGS

751

COMPANIES

662

UNIQUE LANGUAGES

11

OF DAYS POSTED

AVERAGE

17.1

MEDIAN

18

MULTILINGUAL JOB POSTINGS BY SKILL LEVEL

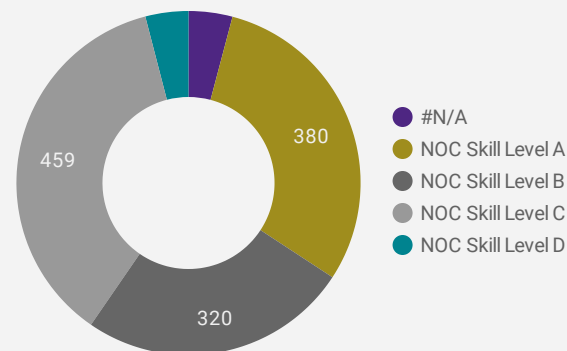
What language skills are employers looking for by occupational skill level?

380 Skill Level A - Management/ Professional Occupations usually requiring University

320 Skill Level B - Usually college education or apprenticeship training

459 Skill Level C - Usually secondary education or occupation-specific training

51 Skill Level D - Usually on-the-job training



JOB POSTINGS BY LANGUAGE SKILL

How many job postings require specific language skills?

African Dialect Language Jobs

0

Arabic Language Jobs

6

Cantonese Language Jobs

200

Chinese Language Jobs

68

French Language Jobs

632

German Language Jobs

18

Italian Language Jobs

98

Japanese Language Jobs

38

Mandarin Language Jobs

94

Portuguese Language Jobs

0

Punjabi Language Jobs

11

Spanish Language Jobs

35

Thai Language Jobs

0

Vietnamese Language Jobs

6

MULTILINGUAL HIRING EMPLOYERS

Which employers are seeking multilingual candidates?

| | COMPANY | POSTINGS |
|-----|-------------------------------------|----------|
| 1. | YORK REGION DISTRICT SCHOOL BOARD | 97 |
| 2. | IBM | 17 |
| 3. | BELL MOBILITY/BELL MOBILITÉ | 16 |
| 4. | ADIDAS | 14 |
| 5. | Farm Boy Inc. | 13 |
| 6. | Recipe Unlimited Corporation | 12 |
| 7. | T&T Supermarket INC | 12 |
| 8. | TD BANK | 11 |
| 9. | Ontario's LHINS | 11 |
| 10. | Tapagria Spanish Tapas Restaurant | 11 |
| 11. | YORK CATHOLIC DISTRICT SCHOOL BOARD | 10 |
| 12. | Arcadis | 9 |
| 13. | Kijiji Jobs | 9 |
| 14. | Randstad Canada | 8 |
| 15. | TD | 8 |
| 16. | Mazars | 8 |

1 - 50 / 663



MULTILINGUAL JOB DEMAND BY 4-DIGIT NOC

What occupations seek French Language Skills?

| 4-DIGIT NOC NAME | FRENCH | AFRICAN | ARABIC | CANTONESE | CHINESE | GERMAN | ITALIAN | JAPANESE | MANDARIN | PORTUGUESE | PUNJABI | SPANISH | THAI | VIETNAMESE |
|--|--------|---------|--------|-----------|---------|--------|---------|----------|----------|------------|---------|---------|------|------------|
| 1. Elementary school and kindergarten teachers | 100 | 0 | 0 | 0 | 0 | 0 | 0 | 0 | 0 | 0 | 0 | 0 | 0 | 0 |
| 2. Other customer and information services representatives | 85 | 0 | 0 | 11 | 1 | 0 | 1 | 1 | 3 | 0 | 0 | 4 | 0 | 0 |
| 3. Retail salespersons | 54 | 0 | 0 | 22 | 2 | 0 | 1 | 0 | ... | 0 | 0 | 0 | 0 | 0 |
| 4. Retail and wholesale trade managers | 22 | 0 | 0 | 4 | 1 | 0 | 1 | 1 | 2 | 0 | 0 | 0 | 0 | 0 |
| 5. User support technicians | 15 | 0 | 0 | 0 | 0 | 1 | 0 | 0 | 1 | 0 | 0 | 2 | 0 | 0 |
| 6. Human resources professionals | 11 | 0 | 0 | 2 | 2 | 0 | 0 | 0 | 0 | 0 | 0 | 0 | 0 | 0 |
| 7. Business development officers and marketing researchers and consultants | 11 | 0 | 0 | 1 | 1 | 0 | 0 | 1 | 0 | 0 | 0 | 1 | 0 | 0 |
| 8. Other instructors | 10 | 0 | 0 | 1 | 0 | 0 | 0 | 0 | 0 | 0 | 0 | 1 | 0 | 0 |
| 9. Information systems analysts and consultants | 10 | 0 | 0 | 0 | 0 | 0 | 0 | 0 | 0 | 0 | 0 | 0 | 0 | 0 |
| 10. Social workers | 10 | 0 | 0 | 0 | 0 | 0 | 0 | 0 | 0 | 0 | 0 | 0 | 0 | 0 |
| 11. Human resources and recruitment officers | 9 | 0 | 0 | 0 | 0 | 1 | 0 | 0 | 1 | 0 | 0 | 0 | 0 | 0 |
| 12. Accounting and related clerks | 9 | 0 | 0 | 0 | 0 | 1 | 0 | 0 | 2 | 0 | 0 | 0 | 0 | 0 |
| 13. Administrative assistants | 9 | 0 | 0 | 21 | 6 | 0 | 4 | 0 | 5 | 0 | 0 | 1 | 0 | 0 |
| 14. Other sales related occupations | 9 | 0 | 0 | 0 | 2 | 0 | 0 | 0 | 3 | 0 | 0 | 0 | 0 | 0 |
| 15. Material handlers | 9 | 0 | 0 | 2 | 0 | 0 | 3 | 0 | 7 | 0 | 0 | 0 | 0 | 0 |
| 16. Professional occupations in advertising, marketing and public relations | 8 | 0 | 0 | 4 | 6 | 0 | 0 | 1 | 4 | 0 | 0 | 1 | 0 | 1 |
| 17. Nurse aides, orderlies and patient service associates | 7 | 0 | 0 | 0 | 2 | 1 | 0 | 0 | 0 | 0 | 0 | 0 | 0 | 0 |
| 18. Advertising, marketing and public relations managers | 7 | 0 | 0 | 3 | 3 | 0 | 0 | 0 | 2 | 0 | 0 | 1 | 0 | 0 |
| 19. Home support workers, housekeepers and related occupations | 7 | 1 | 0 | 2 | 2 | 0 | 3 | 0 | 0 | 0 | 1 | 0 | 0 | 1 |
| 20. Nursing co-ordinators and supervisors | 7 | 0 | 0 | 0 | 0 | 0 | 0 | 0 | 0 | 0 | 0 | 0 | 0 | 0 |
| 21. Other financial officers | 7 | 0 | 0 | 3 | 1 | 0 | 0 | 0 | 2 | 0 | 0 | 0 | 0 | 0 |
| 22. Sales and account representatives - wholesale trade (non-technical) | 6 | 0 | 0 | 1 | 2 | 0 | 0 | 0 | 1 | 0 | 0 | 0 | 0 | 0 |
| 23. Supervisors, supply chain, tracking and scheduling co-ordination occupations | 6 | 0 | 0 | 0 | 1 | 1 | 0 | 1 | 1 | 0 | 0 | 0 | 0 | 0 |
| 24. General office support workers | 6 | 0 | 0 | 3 | 1 | 0 | 2 | 0 | 2 | 0 | 0 | 0 | 0 | 0 |
| 25. Butchers, meat cutters and fishmongers - retail and wholesale | 5 | 0 | 0 | 1 | 0 | 0 | 0 | 0 | 0 | 0 | 0 | 0 | 0 | 0 |
| 26. Secondary school teachers | 5 | 0 | 0 | 1 | 0 | 0 | 0 | 0 | 3 | 0 | 0 | 0 | 0 | 0 |
| 27. Data entry clerks | 5 | 0 | 0 | 0 | 0 | 0 | 0 | 0 | 0 | 0 | 0 | 1 | 0 | 0 |

JOB POSTINGS BY 2-DIGIT NATIONAL OCCUPATION CLASSIFICATION

What jobs are hard to fill and in-demand in the area?

| | 2 DIGIT NOC | 2 DIGIT NOC NAME | SKILL LEVEL | POSTING COUNT ▾ | AVG POSTING LENGTH IN DAYS | MEDIAN POSTING LENGTH IN DAYS |
|-----|-------------|---|-------------------|-----------------|----------------------------|-------------------------------|
| 1. | 65 | Service representatives and other customer and personal services occupations | NOC Skill Level C | 1,561 | 16.9 | 18 |
| 2. | 21 | Professional occupations in natural and applied sciences | NOC Skill Level A | 1,168 | 21.8 | 18 |
| 3. | 12 | Administrative and financial supervisors and administrative occupations | NOC Skill Level B | 1,078 | 19.4 | 18 |
| 4. | 64 | Sales representatives and salespersons - wholesale and retail trade | NOC Skill Level C | 1,057 | 17.0 | 18 |
| 5. | 67 | Service support and other service occupations, n.e.c. | NOC Skill Level D | 981 | 17.7 | 18 |
| 6. | 74 | Other installers, repairers and servicers and material handlers | NOC Skill Level C | 909 | 17.6 | 18 |
| 7. | 63 | Service supervisors and specialized service occupations | NOC Skill Level B | 856 | 21.9 | 18 |
| 8. | 14 | Office support occupations | NOC Skill Level C | 747 | 17.3 | 18 |
| 9. | 11 | Professional occupations in business and finance | NOC Skill Level A | 729 | 17.2 | 18 |
| 10. | 72 | Industrial, electrical and construction trades | NOC Skill Level B | 654 | 21.5 | 18 |
| 11. | 22 | Technical occupations related to natural and applied sciences | NOC Skill Level B | 588 | 19.4 | 18 |
| 12. | 75 | Transport and heavy equipment operation and related maintenance occupations | NOC Skill Level C | 563 | 18.1 | 18 |
| 13. | 06 | Middle management occupations in retail and wholesale trade and customer services | NOC Skill Level A | 540 | 19.2 | 18 |
| 14. | 66 | Sales support occupations | NOC Skill Level D | 500 | 17.0 | 18 |
| 15. | 01 | Senior managers - construction, transportation, production and utilities | NOC Skill Level A | 452 | 22.3 | 18 |
| 16. | 44 | Care providers and educational, legal and public protection support occupations | NOC Skill Level C | 452 | 32.4 | 18 |
| 17. | 40 | Professional occupations in education services | NOC Skill Level A | 430 | 10.6 | 7 |
| 18. | 62 | Retail sales supervisors and specialized sales occupations | NOC Skill Level B | 423 | 18.7 | 18 |
| 19. | 95 | Assemblers in manufacturing | NOC Skill Level C | 397 | 19.4 | 18 |
| 20. | 15 | Distribution, tracking and scheduling co-ordination occupations | NOC Skill Level C | 361 | 17.2 | 18 |
| 21. | 41 | Professional occupations in law and social, community and government services | NOC Skill Level A | 310 | 17.1 | 18 |
| 22. | 73 | Maintenance and equipment operation trades | NOC Skill Level B | 299 | 20.1 | 18 |

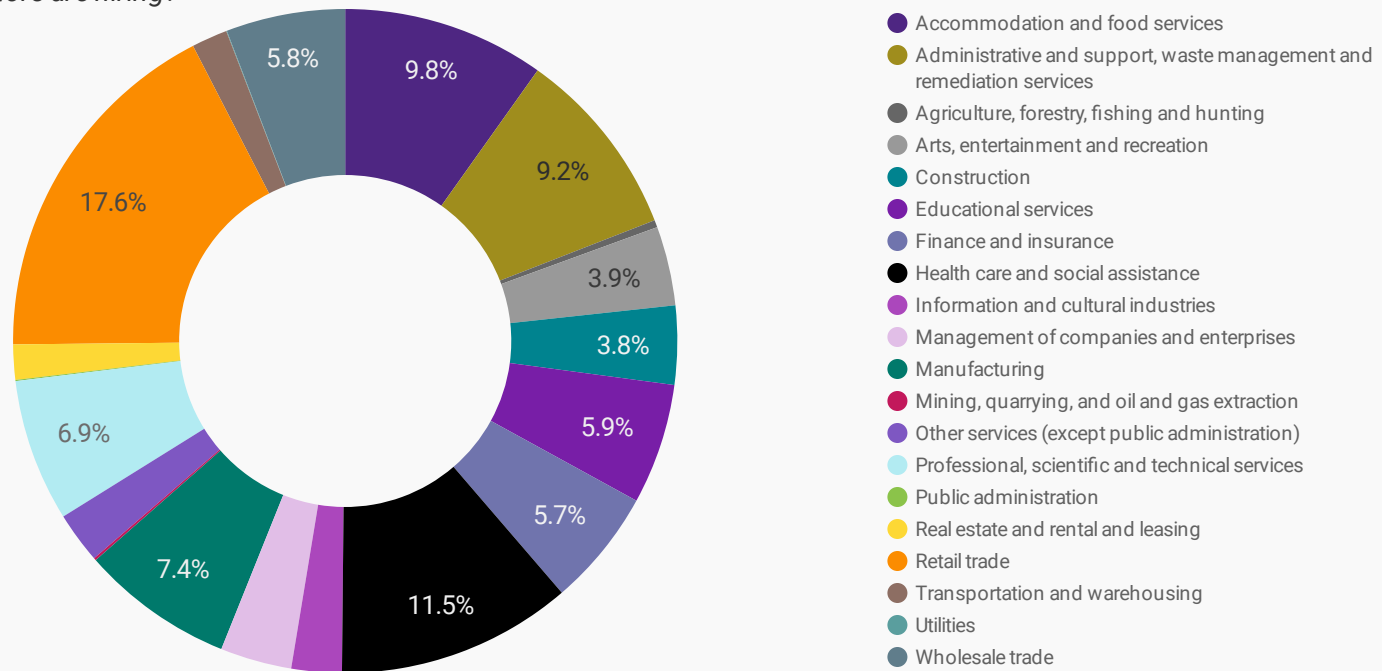
JOB POSTINGS BY 3-DIGIT NATIONAL OCCUPATION CLASSIFICATION

What jobs are hard to fill and in-demand in the area?

| | 3 DIGIT NOC | 3 DIGIT NOC NAME | SKILL LEVEL | POSTING COUNT ▾ | AVG POSTING LENGTH IN DAYS | MEDIAN POSTING LENGTH IN DAYS |
|-----|-------------|---|-------------------|-----------------|----------------------------|-------------------------------|
| 1. | 642 | Retail salespersons | NOC Skill Level C | 986 | 16.8 | 18 |
| 2. | 745 | Longshore workers and material handlers | NOC Skill Level C | 793 | 17.3 | 18 |
| 3. | 655 | Customer and information services representatives | NOC Skill Level C | 734 | 16.5 | 18 |
| 4. | 217 | Computer and information systems professionals | NOC Skill Level A | 600 | 21.5 | 18 |
| 5. | 124 | Office administrative assistants - general, legal and medical | NOC Skill Level B | 552 | 18.6 | 18 |
| 6. | 632 | Chefs and cooks | NOC Skill Level B | 530 | 20.7 | 18 |
| 7. | 671 | Food counter attendants, kitchen helpers and related support occupations | NOC Skill Level D | 497 | 16.5 | 18 |
| 8. | 751 | Motor vehicle and transit drivers | NOC Skill Level C | 496 | 17.9 | 18 |
| 9. | 651 | Occupations in food and beverage service | NOC Skill Level C | 469 | 17.5 | 18 |
| 10. | 112 | Human resources and business service professionals | NOC Skill Level A | 445 | 17.9 | 18 |
| 11. | 441 | Home care providers and educational support occupations | NOC Skill Level C | 440 | 33.0 | 18 |
| 12. | 403 | Secondary and elementary school teachers and educational counsellors | NOC Skill Level A | 421 | 10.5 | 7 |
| 13. | 673 | Cleaners | NOC Skill Level D | 410 | 19.3 | 18 |
| 14. | 141 | General office workers | NOC Skill Level C | 402 | 17.4 | 18 |
| 15. | 062 | Retail and wholesale trade managers | NOC Skill Level A | 376 | 17.4 | 18 |
| 16. | 122 | Administrative and regulatory occupations | NOC Skill Level B | 374 | 20.4 | 18 |
| 17. | 662 | Other sales support and related occupations | NOC Skill Level D | 360 | 16.9 | 18 |
| 18. | 152 | Supply chain logistics, tracking and scheduling co-ordination occupations | NOC Skill Level C | 324 | 17.2 | 18 |
| 19. | 953 | Other assembly and related occupations | NOC Skill Level C | 298 | 19.5 | 18 |
| 20. | 421 | Paraprofessional occupations in legal, social, community and education services | NOC Skill Level B | 295 | 18.8 | 18 |
| 21. | 143 | Financial, insurance and related administrative support workers | NOC Skill Level C | 287 | 17.0 | 18 |
| 22. | 111 | Auditors, accountants and investment professionals | NOC Skill Level A | 284 | 16.2 | 18 |
| 23. | 213 | Civil, mechanical, electrical and chemical engineers | NOC Skill Level A | 252 | 22.4 | 18 |
| 24. | 341 | Assisting occupations in support of health services | NOC Skill Level C | 240 | 16.6 | 18 |
| 25. | 012 | Senior managers - construction, transportation, production and utilities | NOC Skill Level A | 203 | 20.8 | 18 |
| 26. | 761 | Trades helpers and labourers | NOC Skill Level D | 197 | 22.9 | 18 |
| 27. | 301 | Professional occupations in nursing | NOC Skill Level A | 191 | 21.4 | 15 |
| 28. | 416 | Policy and program researchers, consultants and officers | NOC Skill Level A | 188 | 17.9 | 18 |

TOP HIRING SECTORS (2 DIGIT NAICS CODE)

What sectors are hiring?



| TOP HIRING SECTORS (2 DIGIT NAICS CODE) | | NAICS CODE | POSTING COUNT | AVG POSTING LENGTH IN DAYS | MEDIAN POSTING LENGTH IN DAYS |
|---|---|------------|---------------|----------------------------|-------------------------------|
| 1. | Retail trade | 44-45 | 1,349 | 17.6 | 18 |
| 2. | Health care and social assistance | 62 | 941 | 19.0 | 18 |
| 3. | Accommodation and food services | 72 | 746 | 19.8 | 18 |
| 4. | Administrative and support, waste management and remediation services | 56 | 703 | 18.5 | 18 |
| 5. | Manufacturing | 31-33 | 614 | 21.4 | 18 |
| 6. | Educational services | 61 | 581 | 12.5 | 15 |
| 7. | Professional, scientific and technical services | 54 | 562 | 18.5 | 18 |
| 8. | Wholesale trade | 41 | 454 | 19.5 | 18 |
| 9. | Finance and insurance | 52 | 417 | 16.1 | 18 |
| 10. | Construction | 23 | 311 | 21.2 | 18 |
| 11. | Arts, entertainment and recreation | 71 | 287 | 17.0 | 18 |
| 12. | Management of companies and enterprises | 55 | 271 | 17.9 | 18 |
| 13. | Other services (except public administration) | 81 | 194 | 17.6 | 18 |
| 14. | Information and cultural industries | 51 | 176 | 17.5 | 15 |
| 15. | Transportation and warehousing | 48-49 | 163 | 19.6 | 18 |
| 16. | Real estate and rental and leasing | 53 | 137 | 17.7 | 18 |
| 17. | Agriculture, forestry, fishing and hunting | 11 | 25 | 16.6 | 18 |
| 18. | Mining, quarrying, and oil and gas extraction | 21 | 7 | 17.5 | 18 |
| 19. | Public administration | 91 | 5 | 17.4 | 18 |
| 20. | Utilities | 22 | 3 | 16.5 | 16.5 |

NOTE: NAICS code 56 includes Employment Agencies. Manufacturing includes codes 31-33, Retail Trade includes codes 44-45 and Transportation and Warehousing includes codes 48-49.

TOP HIRING SECTORS (3 DIGIT NAICS CODE)

What sectors are hiring?

| | NAICS CODE | TOP HIRING SECTORS (3 DIGIT NAICS) | POSTING COUNT ▾ | AVG POSTING LENGTH IN DAYS | MEDIAN POSTING LENGTH IN DAYS |
|-----|------------|---|-----------------|----------------------------|-------------------------------|
| 1. | 722 | Food services and drinking places | 716 | 19.9 | 18 |
| 2. | 561 | Administrative and support services | 691 | 18.6 | 18 |
| 3. | 611 | Educational services | 581 | 12.5 | 15 |
| 4. | 541 | Professional, scientific and technical services | 562 | 18.5 | 18 |
| 5. | 622 | Hospitals | 470 | 20.6 | 18 |
| 6. | 621 | Ambulatory health care services | 295 | 17.1 | 18 |
| 7. | 448 | Clothing and clothing accessories stores | 290 | 17.2 | 18 |
| 8. | 522 | Credit intermediation and related activities | 277 | 15.4 | 15 |
| 9. | 551 | Management of companies and enterprises | 271 | 17.9 | 18 |
| 10. | 713 | Amusement, gambling and recreation industries | 262 | 16.9 | 18 |
| 11. | 445 | Food and beverage stores | 213 | 19.8 | 18 |
| 12. | 238 | Specialty trade contractors | 202 | 21.5 | 18 |
| 13. | 441 | Motor vehicle and parts dealers | 187 | 17.7 | 18 |
| 14. | 446 | Health and personal care stores | 159 | 15.7 | 16 |
| 15. | 416 | Building material and supplies merchant wholesalers | 154 | 19.9 | 18 |
| 16. | 624 | Social assistance | 143 | 18.7 | 18 |
| 17. | 444 | Building material and garden equipment and supplies dealers | 115 | 17.5 | 18 |
| 18. | 332 | Fabricated metal product manufacturing | 113 | 21.3 | 18 |
| 19. | 524 | Insurance carriers and related activities | 108 | 17.5 | 18 |
| 20. | 442 | Furniture and home furnishings stores | 104 | 19.5 | 18 |
| 21. | 443 | Electronics and appliance stores | 97 | 16.3 | 15 |
| 22. | 812 | Personal and laundry services | 88 | 17.0 | 18 |
| 23. | 517 | Telecommunications | 87 | 15.8 | 15 |
| 24. | 531 | Real estate | 86 | 17.2 | 18 |
| 25. | 811 | Repair and maintenance | 85 | 18.3 | 18 |
| 26. | 417 | Machinery, equipment and supplies merchant wholesalers | 85 | 21.3 | 18 |
| 27. | 413 | Food, beverage and tobacco merchant wholesalers | 83 | 18.8 | 18 |
| 28. | 451 | Sporting goods, hobby, book and music stores | 79 | 19.1 | 18 |
| 29. | 236 | Construction of buildings | 72 | 20.1 | 18 |
| 30. | 333 | Machinery manufacturing | 68 | 19.5 | 18 |
| 31. | 311 | Food manufacturing | 67 | 18.9 | 18 |

TOP HIRING SECTORS (4 DIGIT NAICS CODE)

What sectors are hiring?

| | NAICS CODE | TOP HIRING SECTORS (4 DIGIT NAICS) | POSTING COUNT ▾ | AVG POSTING LENGTH IN DAYS | MEDIAN POSTING LENGTH IN DAYS |
|-----|------------|--|-----------------|----------------------------|-------------------------------|
| 1. | 7225 | Full-service restaurants and limited-service eating places | 697 | 19.8 | 18 |
| 2. | 6111 | Elementary and secondary schools | 501 | 11.5 | 7 |
| 3. | 6221 | General medical and surgical hospitals | 468 | 20.6 | 18 |
| 4. | 5613 | Employment services | 410 | 19.2 | 18 |
| 5. | 5511 | Management of companies and enterprises | 271 | 17.9 | 18 |
| 6. | 5221 | Depository credit intermediation | 259 | 15.3 | 15 |
| 7. | 4481 | Clothing stores | 223 | 16.7 | 18 |
| 8. | 5413 | Architectural, engineering and related services | 188 | 18.8 | 18 |
| 9. | 7139 | Other amusement and recreation industries | 183 | 16.6 | 18 |
| 10. | 4411 | Automobile dealers | 168 | 17.8 | 18 |
| 11. | 4461 | Health and personal care stores | 159 | 15.7 | 16 |
| 12. | 4451 | Grocery stores | 139 | 20.0 | 15 |
| 13. | 5617 | Services to buildings and dwellings | 137 | 20.5 | 18 |
| 14. | 5415 | Computer systems design and related services | 128 | 18.0 | 18 |
| 15. | 4441 | Building material and supplies dealers | 112 | 17.1 | 18 |
| 16. | 6213 | Offices of other health practitioners | 105 | 17.1 | 18 |
| 17. | 5242 | Agencies, brokerages and other insurance related activities | 103 | 17.5 | 18 |
| 18. | 6212 | Offices of dentists | 100 | 16.6 | 18 |
| 19. | 4431 | Electronics and appliance stores | 97 | 16.3 | 15 |
| 20. | 5616 | Investigation and security services | 95 | 14.5 | 15 |
| 21. | 6244 | Child day-care services | 90 | 19.5 | 18 |
| 22. | 5179 | Other telecommunications | 83 | 15.7 | 15 |
| 23. | 4161 | Electrical, plumbing, heating and air-conditioning equipment and supplies merchant whol... | 81 | 18.4 | 18 |
| 24. | 4131 | Food merchant wholesalers | 79 | 18.9 | 18 |
| 25. | 7131 | Amusement parks and arcades | 79 | 17.4 | 18 |
| 26. | 6116 | Other schools and instruction | 77 | 19.6 | 18 |
| 27. | 2382 | Building equipment contractors | 71 | 19.9 | 18 |
| 28. | 4511 | Sporting goods, hobby and musical instrument stores | 69 | 19.4 | 18 |
| 29. | 4163 | Lumber, millwork, hardware and other building supplies merchant wholesalers | 68 | 21.8 | 18 |
| 30. | 4452 | Specialty food stores | 67 | 19.7 | 18 |
| 31. | 3323 | Architectural and structural metals manufacturing | 67 | 18.6 | 18 |

TOP HIRING SECTORS (5 DIGIT NAICS CODE)

What sectors are hiring?

| | NAICS CODE | TOP HIRING SECTORS (5 DIGIT NAICS) | POSTING COUNT ▾ | AVG POSTING LENGTH IN DAYS | MEDIAN POSTING LENGTH IN DAYS |
|-----|------------|--|-----------------|----------------------------|-------------------------------|
| 1. | 72251 | Full-service restaurants and limited-service eating places | 697 | 19.8 | 18 |
| 2. | 61111 | Elementary and secondary schools | 501 | 11.5 | 7 |
| 3. | 62211 | General medical and surgical hospitals | 468 | 20.6 | 18 |
| 4. | 56131 | Employment placement agencies and executive search services | 377 | 18.1 | 18 |
| 5. | 55111 | Management of companies and enterprises | 271 | 17.9 | 18 |
| 6. | 52211 | Banking | 258 | 15.3 | 15 |
| 7. | 44111 | New car dealers | 161 | 17.7 | 18 |
| 8. | 54133 | Engineering services | 149 | 18.1 | 18 |
| 9. | 44511 | Supermarkets and other grocery (except convenience) stores | 136 | 20.1 | 15 |
| 10. | 54151 | Computer systems design and related services | 128 | 18.0 | 18 |
| 11. | 71394 | Fitness and recreational sports centres | 103 | 15.9 | 18 |
| 12. | 62121 | Offices of dentists | 100 | 16.6 | 18 |
| 13. | 56173 | Landscaping services | 97 | 21.0 | 18 |
| 14. | 44314 | Electronics and appliance stores | 97 | 16.3 | 15 |
| 15. | 62441 | Child day-care services | 90 | 19.5 | 18 |
| 16. | 52421 | Insurance agencies and brokerages | 88 | 17.5 | 18 |
| 17. | 51791 | Other telecommunications | 83 | 15.7 | 15 |
| 18. | 44611 | Pharmacies and drug stores | 81 | 14.2 | 15 |
| 19. | 71311 | Amusement and theme parks | 76 | 17.4 | 18 |
| 20. | 71391 | Golf courses and country clubs | 74 | 17.7 | 18 |
| 21. | 44819 | Other clothing stores | 73 | 16.6 | 18 |
| 22. | 41611 | Electrical wiring and construction supplies merchant wholesalers | 67 | 18.2 | 18 |
| 23. | 44211 | Furniture stores | 66 | 19.6 | 18 |
| 24. | 33232 | Ornamental and architectural metal product manufacturing | 61 | 17.9 | 18 |
| 25. | 23611 | Residential building construction | 60 | 19.2 | 18 |
| 26. | 44529 | Other specialty food stores | 59 | 19.6 | 18 |
| 27. | 61169 | All other schools and instruction | 57 | 20.2 | 18 |
| 28. | 45111 | Sporting goods stores | 56 | 18.5 | 18 |
| 29. | 44814 | Family clothing stores | 55 | 17.0 | 18 |
| 30. | 44812 | Women's clothing stores | 55 | 17.3 | 18 |
| 31. | 53121 | Offices of real estate agents and brokers | 52 | 17.3 | 18 |

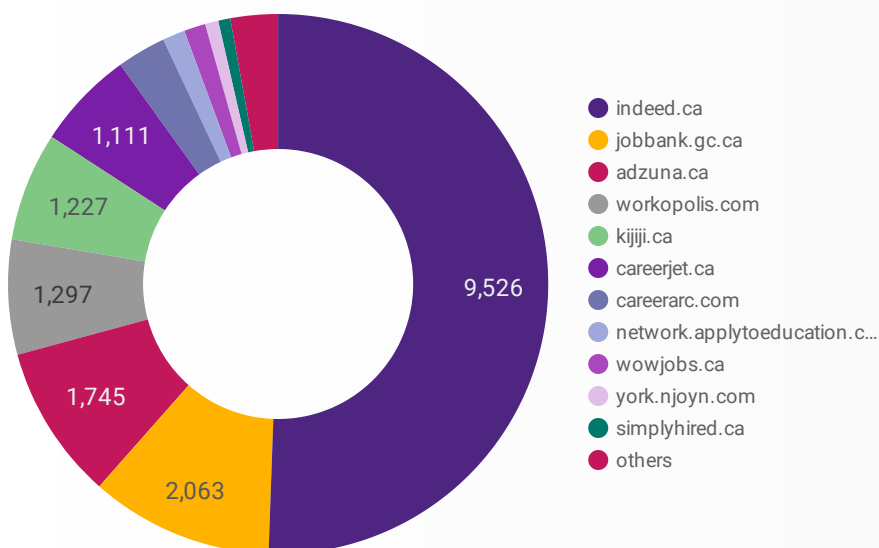
TOP HIRING SECTORS (6 DIGIT NAICS CODE)

What sectors are hiring?

| | NAICS CODE | TOP HIRING SECTORS (6 DIGIT NAICS) | POSTING COUNT ▾ | AVG POSTING LENGTH IN DAYS | MEDIAN POSTING LENGTH IN DAYS |
|-----|------------|--|-----------------|----------------------------|-------------------------------|
| 1. | 722511 | Full-service restaurants | 515 | 20.8 | 18 |
| 2. | 611110 | Elementary and secondary schools | 501 | 11.5 | 7 |
| 3. | 561310 | Employment placement agencies and executive search services | 377 | 18.1 | 18 |
| 4. | 622111 | General (except paediatric) hospitals | 322 | 22.6 | 18 |
| 5. | 551113 | Holding companies | 271 | 17.9 | 18 |
| 6. | 522112 | Corporate and institutional banking industry | 241 | 15.5 | 15 |
| 7. | 722512 | Limited-service eating places | 182 | 17.5 | 18 |
| 8. | 441110 | New car dealers | 161 | 17.7 | 18 |
| 9. | 541330 | Engineering services | 149 | 18.1 | 18 |
| 10. | 622112 | Paediatric hospitals | 146 | 17.3 | 15 |
| 11. | 445110 | Supermarkets and other grocery (except convenience) stores | 136 | 20.1 | 15 |
| 12. | 541514 | Computer systems design and related services (except video game design and developm... | 128 | 18.0 | 18 |
| 13. | 713940 | Fitness and recreational sports centres | 103 | 15.9 | 18 |
| 14. | 621210 | Offices of dentists | 100 | 16.6 | 18 |
| 15. | 561730 | Landscaping services | 97 | 21.0 | 18 |
| 16. | 443143 | Appliance, television and other electronics stores | 95 | 16.3 | 15 |
| 17. | 624410 | Child day-care services | 90 | 19.5 | 18 |
| 18. | 524210 | Insurance agencies and brokerages | 88 | 17.5 | 18 |
| 19. | 517919 | All other telecommunications | 83 | 15.7 | 15 |
| 20. | 446110 | Pharmacies and drug stores | 81 | 14.2 | 15 |
| 21. | 713110 | Amusement and theme parks | 76 | 17.4 | 18 |
| 22. | 713910 | Golf courses and country clubs | 74 | 17.7 | 18 |
| 23. | 448199 | All other clothing stores | 73 | 16.6 | 18 |
| 24. | 416110 | Electrical wiring and construction supplies merchant wholesalers | 67 | 18.2 | 18 |
| 25. | 442110 | Furniture stores | 66 | 19.6 | 18 |
| 26. | 236110 | Residential building construction | 60 | 19.2 | 18 |
| 27. | 611690 | All other schools and instruction | 57 | 20.2 | 18 |
| 28. | 448120 | Women's clothing stores | 55 | 17.3 | 18 |
| 29. | 448140 | Family clothing stores | 55 | 17.0 | 18 |
| 30. | 561621 | Security systems services (except locksmiths) | 51 | 18.5 | 18 |
| 31. | 416390 | Other specialty-line building supplies merchant wholesalers | 50 | 24.2 | 18 |

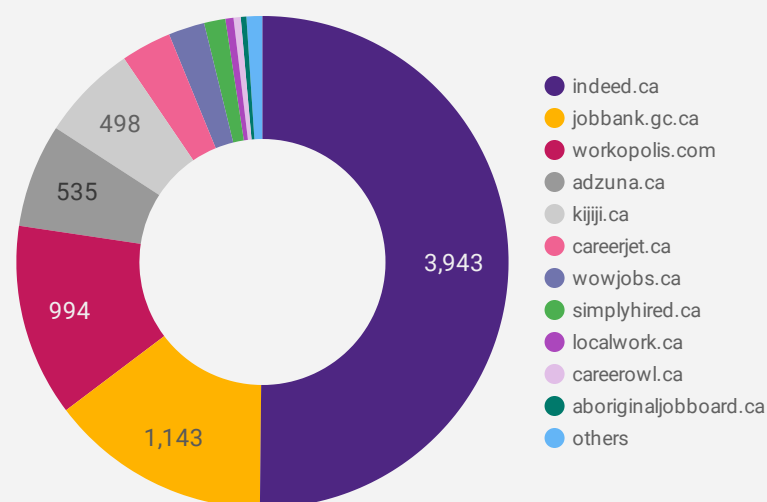
JOB POSTINGS BY JOB BOARD

What share of unique job postings appear on each job board?



COMPANIES BY JOB BOARD

What share of unique companies appear on each job board?



JOB POSTING DETAILS BY JOB BOARD

How does job posting activity differ by job board?

| | JOB BOARD | POSTING COUNT ▼ | AVG POSTING LENGTH IN DAYS | MEDIAN POSTING LENGTH IN DAYS | # OF COMPANIES |
|-----|------------------------------|-----------------|----------------------------|-------------------------------|----------------|
| 1. | indeed.ca | 9,526 | 18.0 | 18 | 3,943 |
| 2. | jobbank.gc.ca | 2,063 | 37.0 | 25 | 1,143 |
| 3. | adzuna.ca | 1,745 | 15.0 | 15 | 535 |
| 4. | workopolis.com | 1,297 | 15.0 | 15 | 994 |
| 5. | kijiji.ca | 1,227 | 15.0 | 15 | 498 |
| 6. | careerjet.ca | 1,111 | 13.8 | 11 | 260 |
| 7. | careerarc.com | 554 | 33.7 | 25 | 24 |
| 8. | network.applytoeducation.com | 253 | 6.8 | 4 | 5 |
| 9. | wowjobs.ca | 242 | 16.0 | 16 | 187 |
| 10. | york.njoyn.com | 151 | 7.0 | 7 | 1 |
| 11. | simplyhired.ca | 136 | 15.8 | 16 | 110 |
| 12. | randstad.ca | 121 | 12.0 | 12 | 1 |
| 13. | careerbuilder.ca | 85 | 26.3 | 30 | 21 |
| 14. | localwork.ca | 70 | 31.4 | 31 | 42 |
| 15. | itjobs.ca | 70 | 52.7 | 29 | 13 |
| 16. | careerowl.ca | 51 | 29.2 | 27 | 37 |
| 17. | aboriginaljobboard.ca | 31 | 90.1 | 91 | 29 |
| 18. | en.agilus.ca | 23 | 24.7 | 29 | 1 |