

JOB DEMAND REPORT

AUGUST 2021

Job posting data collected by Workforce Planning Board of York Region from job boards and employer websites who recruit candidates in York Region.

HIGHLIGHTS

JOB POSTINGS BY THE NUMBERS				# OF DAYS POSTED	
TOTAL ACTIVE	NEW THIS MONTH	COMPANIES	JOB BOARDS	AVERAGE	MEDIAN
21,130	13,320	6,916	31	19.0	18

REPORT BUILDER

The default filter selection below will show all job demand data for the month. You can use the filters to create a customized report for the purpose of understanding a subset of the data.

OCCUPATION FILTERS

SKILL TYPE NAME / 1-DIGIT NOC	▼
MAJOR GROUP / 2-DIGIT NOC	▼
MINOR GROUP / 3-DIGIT NOC	▼
UNIT GROUP / 4-DIGIT NOC	▼
SKILL LEVEL	▼
JOB TYPE	▼
JOB DURATION	▼
ADDITIONAL LANGUAGE	▼
SPECIFIC JOB TAGS	▼

INDUSTRY/SECTOR FILTERS

HIRING SECTOR BY 2-DIGIT NAICS CODE	▼
HIRING SECTOR BY 3-DIGIT NAICS CODE	▼
HIRING SECTOR BY 4-DIGIT NAICS CODE	▼
HIRING SECTOR BY 5-DIGIT NAICS CODE	▼
HIRING SECTOR BY 6-DIGIT NAICS CODE	▼

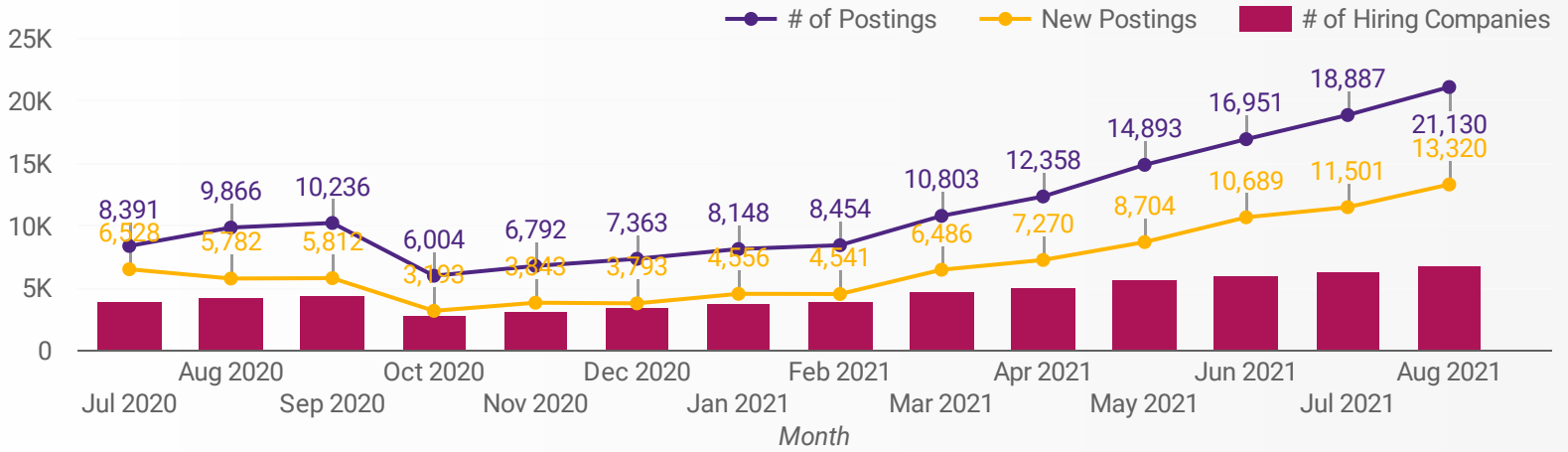
OTHER FILTERS

MUNICIPALITY	▼
JOB BOARD	▼

NOC = National Occupation Classification | NAICS = North American Industry Classification System

JOB POSTINGS BY MONTH FOR YORK REGION

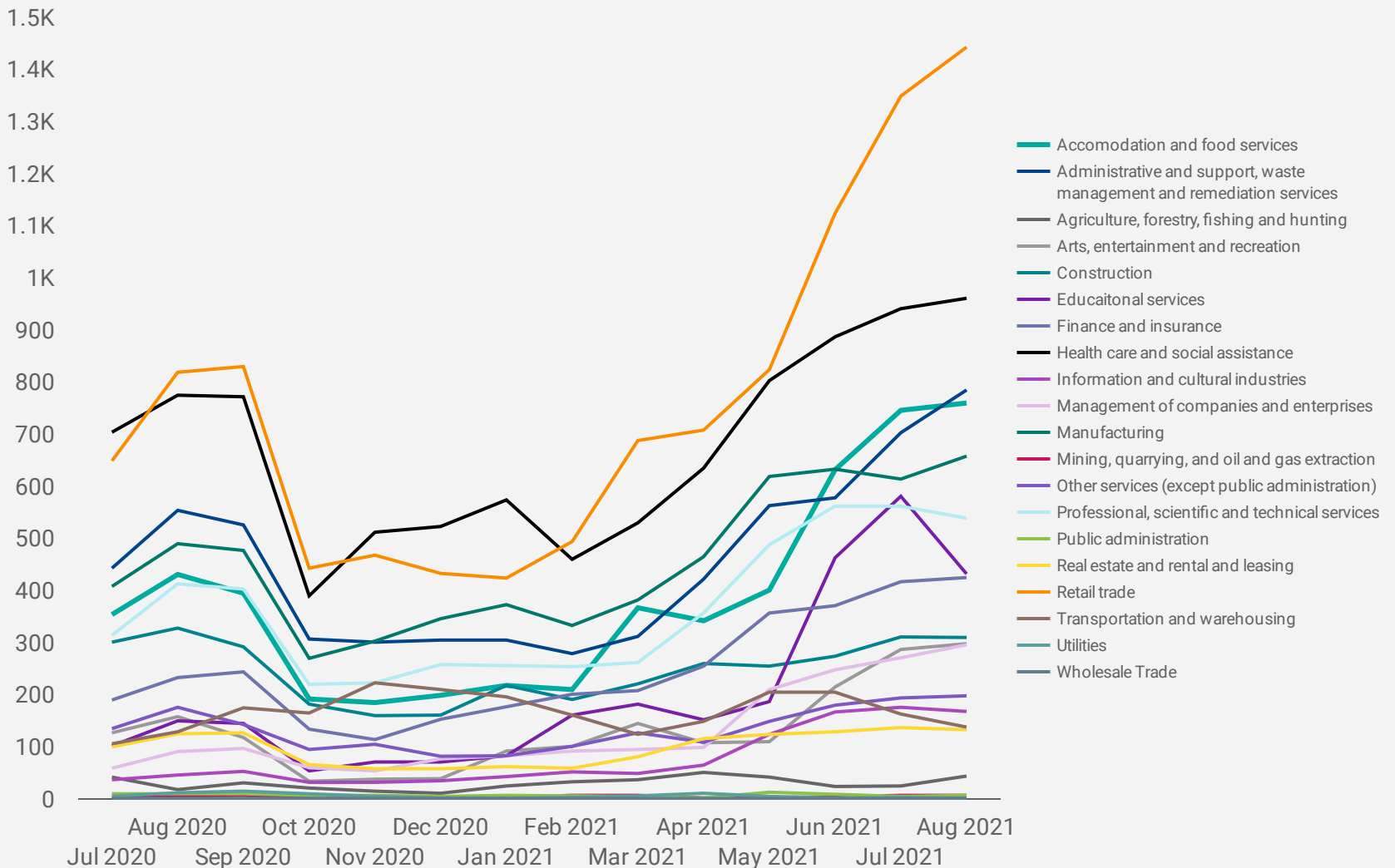
How many job postings were active for at least 1 day this month in the area?



NOTE: This graph cannot be filtered using the controls on the cover page

JOB POSTINGS BY SECTOR BY MONTH FOR YORK REGION

How many job postings were active for at least 1 day this month?



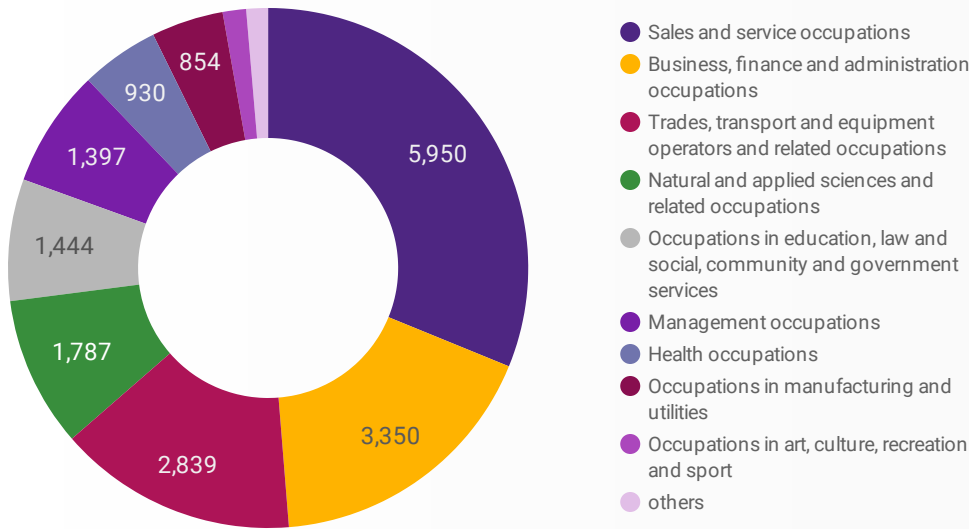
JOB POSTINGS BY MUNICIPALITY

Where are job opportunities being offered?

	MUNICIPALITY	POSTING COUNT	AVG POSTING LENGTH IN DAYS	MEDIAN POSTING LENGTH IN DAYS
1.	City of Vaughan	7,636	103.0	103
2.	City of Markham	5,877	121.0	121
3.	Town of Richmond Hill	2,610	65.0	65
4.	Town of Newmarket	2,136	81.0	81
5.	Town of Aurora	1,071	46.0	46
6.	Township of King	506	27.0	27
7.	Town of East Gwillimbury	328	26.0	26
8.	Town of Georgina	311	25.0	25

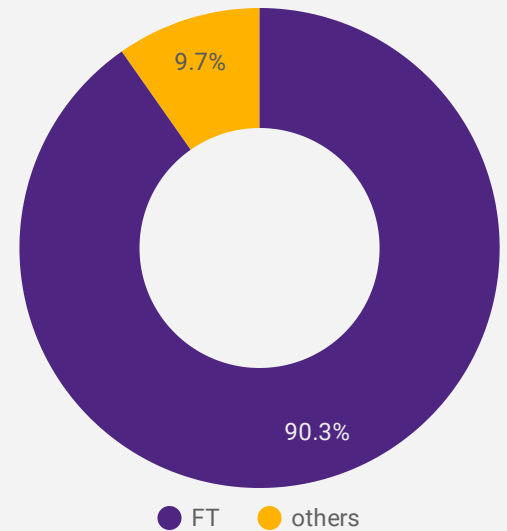
JOB POSTINGS BY SKILL TYPE

What skill type is being recruited?



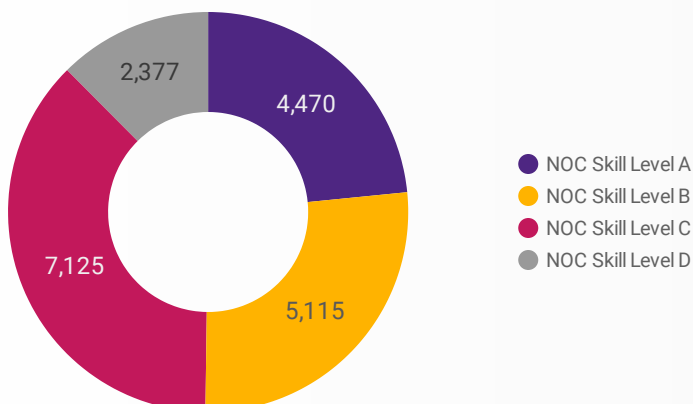
JOB TYPE

Full-time vs Part-time



JOB POSTINGS BY SKILL LEVEL

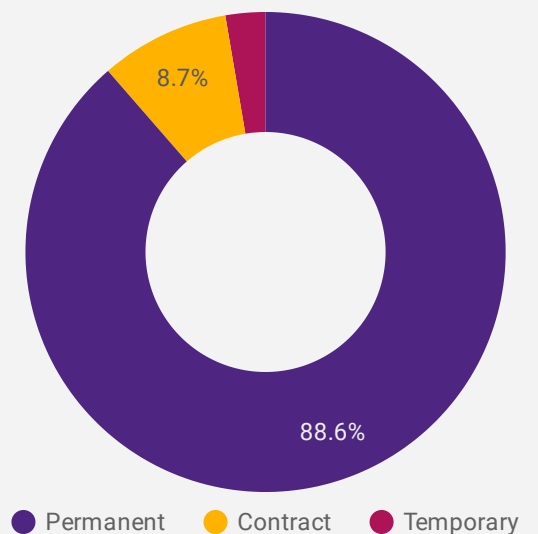
What education do occupations typically require?



Skill Level A = Usually University education | Skill Level B = Usually College education or Apprenticeship training | Skill Level C = Usually Secondary education or occupation-specific training | Skill Level D = Usually on-the-job training

JOB DURATION

Permanency of jobs posted



TOP HIRING EMPLOYERS & AGENCIES

Who is hiring?

	COMPANY	MUNICIPALITY	POSTINGS ▾	AVG POSTING LENGTH IN DAYS	MEDIAN POSTING LENGTH IN DAYS
1.	AMD	City of Markham	362	54.0	44
2.	SOUTHLAKE REGIONAL HEALTH CENTRE	Town of Newmarket	194	45.6	20
3.	MARKHAM STOUFFVILLE HOSPITAL	City of Markham	122	18.1	15
4.	YORK REGION DISTRICT SCHOOL BOARD	City of Markham	98	11.6	16
5.	STAPLES CANADA	Town of Richmond Hill	76	16.8	18
6.	Randstad Canada	City of Markham	75	34.3	36
7.	IBM	City of Markham	74	17.7	18
8.	Municipality of York	Town of Newmarket	74	7.1	7
9.	TD	City of Markham	70	11.8	15
10.	Staples	Town of Richmond Hill	69	14.8	7
11.	MACKENZIE HEALTH	Town of Richmond Hill	67	14.7	15
12.	Advanced Micro Devices	City of Markham	64	15.3	6
13.	YORK REGION DISTRICT SCHOOL BOARD	City of Vaughan	64	12.3	17
14.	CANADA'S WONDERLAND	City of Vaughan	53	17.6	18
15.	Magna International Inc.	City of Vaughan	50	18.0	18
16.	Zanchin Automotive Group	City of Vaughan	49	11.6	18
17.	MCDONALD'S	City of Vaughan	48	15.0	15
18.	TD BANK	City of Markham	46	17.8	18
19.	YORK REGION DISTRICT SCHOOL BOARD	Town of Aurora	45	25.2	18
20.	IBM Canada	City of Markham	45	17.8	18
21.	MACKENZIE HEALTH	City of Vaughan	44	16.2	15
22.	YORK REGION DISTRICT SCHOOL BOARD	Town of Richmond Hill	44	13.1	16
23.	Randstad Canada	City of Vaughan	43	31.5	31
24.	OpenText	Town of Richmond Hill	41	18.0	18
25.	York Region	Town of Newmarket	41	17.4	18
26.	City of Vaughan	City of Vaughan	40	16.9	18
27.	YORK REGION DISTRICT SCHOOL BOARD	Town of Newmarket	40	13.1	15
28.	CAA South Central Ontario	City of Markham	39	44.3	51
29.	Highlight Motor Freight Inc.	City of Vaughan	39	31.7	18
30.	Town of Newmarket	Town of Newmarket	38	20.3	18
31.	WEINS CANADA	City of Markham	37	8.2	3

OCCUPATIONS BY 4-DIGIT NOC, SKILL LEVEL, FREQUENCY, & DURATION

What kind of jobs are hard-to-fill and/or in-demand?

	4-DIGIT NOC CODE	4-DIGIT NOC LABEL	OCCUPATION'S SKILL LEVEL	POSTING COUNT	AVG POSTING LENGTH IN DAYS	MEDIAN POSTING LENGTH IN DAYS
1.	6421	Retail salespersons	NOC Skill Level C	1,092	16.5	18
2.	7452	Material handlers	NOC Skill Level C	1,000	16.4	18
3.	6552	Other customer and information services representatives	NOC Skill Level C	685	16.4	18
4.	6711	Food counter attendants, kitchen helpers and related support occupations	NOC Skill Level D	573	16.8	18
5.	1241	Administrative assistants	NOC Skill Level B	505	18.0	18
6.	6322	Cooks	NOC Skill Level B	468	20.5	18
7.	621	Retail and wholesale trade managers	NOC Skill Level A	379	18.3	18
8.	6513	Food and beverage servers	NOC Skill Level C	355	17.9	18
9.	1414	Receptionists	NOC Skill Level C	343	17.3	18
10.	4412	Home support workers, housekeepers and related occupations	NOC Skill Level C	304	22.0	18
11.	9537	Other products assemblers, finishers and inspectors	NOC Skill Level C	280	17.9	18
12.	4032	Elementary school and kindergarten teachers	NOC Skill Level A	259	13.1	18
13.	2173	Software engineers and designers	NOC Skill Level A	256	29.5	18
14.	7511	Transport truck drivers	NOC Skill Level C	249	18.0	18
15.	6623	Other sales related occupations	NOC Skill Level D	242	17.6	18
16.	1431	Accounting and related clerks	NOC Skill Level C	235	17.8	18
17.	7514	Delivery and courier service drivers	NOC Skill Level C	226	16.7	18
18.	1123	Professional occupations in advertising, marketing and public relations	NOC Skill Level A	218	19.5	18
19.	6622	Store shelf stockers, clerks and order fillers	NOC Skill Level D	214	17.4	18
20.	6731	Light duty cleaners	NOC Skill Level D	213	19.7	18
21.	8612	Landscaping and grounds maintenance labourers	NOC Skill Level D	201	17.9	18
22.	1521	Shippers and receivers	NOC Skill Level C	198	17.2	18
23.	7611	Construction trades helpers and labourers	NOC Skill Level D	194	17.9	18
24.	6611	Cashiers	NOC Skill Level D	191	16.5	18
25.	3012	Registered nurses and registered psychiatric nurses	NOC Skill Level A	187	29.9	15
26.	2171	Information systems analysts and consultants	NOC Skill Level A	176	19.7	18
27.	6732	Specialized cleaners	NOC Skill Level D	174	16.5	18
28.	6211	Retail sales supervisors	NOC Skill Level B	163	19.4	18
29.	2132	Mechanical engineers	NOC Skill Level A	157	34.7	18

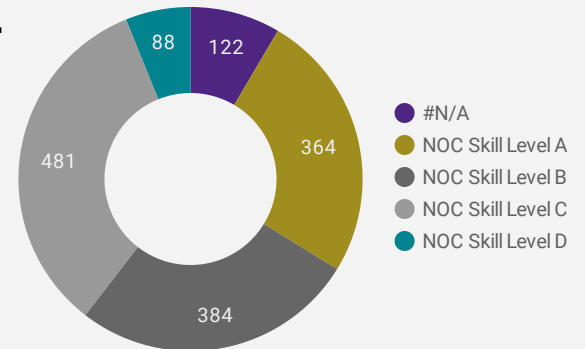
MULTILINGUAL JOB POSTINGS BY THE NUMBERS

ACTIVE POSTINGS	NEW POSTINGS	COMPANIES	UNIQUE LANGUAGES	# OF DAYS POSTED	
1,439	930	743	11	AVERAGE 17.8	MEDIAN 18

MULTILINGUAL JOB POSTINGS BY SKILL LEVEL

What language skills are employers looking for by occupational skill level?

- 364** Skill Level A - Management/ Professional Occupations usually requiring University
- 384** Skill Level B - Usually college education or apprenticeship training
- 481** Skill Level C - Usually secondary education or occupation-specific training
- 88** Skill Level D - Usually on-the-job training



JOB POSTINGS BY LANGUAGE SKILL

How many job postings require specific language skills?

African Dialect Language Jobs	Arabic Language Jobs
0	7
Cantonese Language Jobs	Chinese Language Jobs
226	76
French Language Jobs	German Language Jobs
652	31
Italian Language Jobs	Japanese Language Jobs
104	50
Mandarin Language Jobs	Portuguese Language Jobs
106	0
Punjabi Language Jobs	Spanish Language Jobs
10	45
Thai Language Jobs	Vietnamese Language Jobs
0	4

MULTILINGUAL HIRING EMPLOYERS

Which employers are seeking multilingual candidates?

	COMPANY	POSTINGS
1.	YORK REGION DISTRICT SCHOOL BOARD	58
2.	IBM	29
3.	BELL	19
4.	IBM Canada	15
5.	ROMANO'S RESTAURANT	14
6.	TD	13
7.	T&T Supermarket INC	12
8.	Martinrea International	12
9.	YEE HONG CENTRE FOR GERIATRIC CARE	12
10.	Farm Boy Inc.	11
11.	Randstad Canada	11
12.	ADIDAS	11
13.	MARTINREA INTERNATIONAL INC.	11
14.	STAPLES CANADA	10
15.	YORK CATHOLIC DISTRICT SCHOOL BOARD	10
16.	BELL MOBILITY/BELL MOBILITÉ	10

1 - 50 / 742 < >

NOTE: NAICS code 56 includes Employment Agencies. Manufacturing includes codes 31-33, Retail Trade includes codes 44-45 and Transportation and Warehousing includes codes 48-49.

MULTILINGUAL JOB DEMAND BY 4-DIGIT NOC

What occupations seek French Language Skills?

4-DIGIT NOC NAME	FRENCH	AFRICAN	ARABIC	CANTONESE	CHINESE	GERMAN	ITALIAN	JAPANESE	MANDARIN	PORTUGUESE	PUNJABI	SPANISH	THAI	VIETNAMESE
1. Other customer and information services representatives	94	0	0	11	0	0	1	0	3	0	0	7	0	0
2. Retail salespersons	60	0	0	24	1	0	2	0	7	0	0	2	0	0
3. Elementary school and kindergarten teachers	51	0	0	0	0	0	0	0	0	0	0	0	0	0
4. Retail and wholesale trade managers	20	0	0	2	1	0	1	0	2	0	0	1	0	0
5. Professional occupations in advertising, marketing and public relations	20	0	0	3	7	0	0	0	1	0	0	0	0	0
6. Other instructors	17	0	0	1	0	1	0	0	0	0	0	2	0	0
7. Other sales related occupations	15	0	0	3	2	0	0	0	5	0	0	0	0	0
8. Accounting and related clerks	14	0	0	1	0	2	1	0	1	0	0	0	0	0
9. Secondary school teachers	14	0	0	1	0	0	0	0	3	0	0	0	0	0
10. Human resources professionals	14	0	0	0	0	2	0	0	5	0	0	0	0	0
11. Administrative assistants	13	0	0	24	...	0	2	0	3	0	0	0	0	0
12. User support technicians	11	0	0	0	0	1	0	0	1	0	0	1	0	0
13. Business development officers and marketing researchers and consultants	10	0	0	7	1	0	0	1	0	0	0	2	0	0
14. Social workers	10	0	0	2	2	0	0	0	0	0	0	0	0	0
15. Chefs	10	0	0	4	1	0	...	6	0	0	0	0	0	1
16. Human resources and recruitment officers	10	0	0	0	0	1	0	0	2	0	0	0	0	0
17. Information systems analysts and consultants	9	0	0	0	1	0	0	0	0	0	0	0	0	0
18. Technical sales specialists - wholesale trade	8	0	0	0	0	0	0	0	0	0	0	0	0	0
19. Home support workers, housekeepers and related occupations	8	1	0	3	1	0	4	0	0	0	1	0	0	0
20. Store shelf stockers, clerks and order fillers	7	0	0	3	0	0	0	0	2	0	0	1	0	0
21. Nurse aides, orderlies and patient service associates	6	0	0	0	3	0	0	0	0	0	0	0	0	0
22. Sales and account representatives - wholesale trade (non-technical)	6	0	0	0	0	0	0	0	0	0	0	0	0	0
23. Other financial officers	6	0	0	6	1	0	0	0	5	0	0	0	0	0
24. Advertising, marketing and public relations managers	6	0	0	1	5	0	0	0	0	0	0	0	0	0
25. Data entry clerks	6	0	0	0	0	0	0	0	0	0	0	1	0	0
26. Purchasing agents and officers	6	0	0	0	1	0	0	0	5	0	0	0	0	0
27. Facility operation and maintenance managers	5	0	0	1	0	0	0	0	1	0	0	1	0	0
28. Collectors	5	0	0	0	0	0	0	0	0	0	0	0	0	0

JOB POSTINGS BY 2-DIGIT NOC, SKILL LEVEL, FREQUENCY, & DURATION

What jobs are hard to fill and in-demand in the area?

	2-DIGIT NOC CODE	2-DIGIT NOC LABEL	OCCUPATION'S SKILL LEVEL	POSTING COUNT	AVG POSTING LENGTH IN DAYS	MEDIAN POSTING LENGTH IN DAYS
1.	65	Service representatives and other customer and personal services occupations	NOC Skill Level C	1,671	17.2	18
2.	21	Professional occupations in natural and applied sciences	NOC Skill Level A	1,238	24.2	18
3.	64	Sales representatives and salespersons - wholesale and retail trade	NOC Skill Level C	1,159	16.4	18
4.	12	Administrative and financial supervisors and administrative occupations	NOC Skill Level B	1,148	19.3	18
5.	67	Service support and other service occupations, n.e.c.	NOC Skill Level D	1,131	17.5	18
6.	74	Other installers, repairers and servicers and material handlers	NOC Skill Level C	1,082	17.0	18
7.	63	Service supervisors and specialized service occupations	NOC Skill Level B	895	21.4	18
8.	14	Office support occupations	NOC Skill Level C	866	17.8	18
9.	11	Professional occupations in business and finance	NOC Skill Level A	747	18.1	18
10.	72	Industrial, electrical and construction trades	NOC Skill Level B	670	26.1	18
11.	66	Sales support occupations	NOC Skill Level D	648	17.2	18
12.	75	Transport and heavy equipment operation and related maintenance occupations	NOC Skill Level C	573	17.5	18
13.	06	Middle management occupations in retail and wholesale trade and customer services	NOC Skill Level A	564	20.4	18
14.	22	Technical occupations related to natural and applied sciences	NOC Skill Level B	549	19.4	18
15.	44	Care providers and educational, legal and public protection support occupations	NOC Skill Level C	446	27.6	18
16.	62	Retail sales supervisors and specialized sales occupations	NOC Skill Level B	446	18.4	18
17.	01	Senior managers - construction, transportation, production and utilities	NOC Skill Level A	442	23.9	18
18.	15	Distribution, tracking and scheduling co-ordination occupations	NOC Skill Level C	401	17.9	18
19.	95	Assemblers in manufacturing	NOC Skill Level C	392	18.7	18
20.	42	Paraprofessional occupations in legal, social, community and education services	NOC Skill Level B	340	18.9	18
21.	40	Professional occupations in education services	NOC Skill Level A	328	12.4	15
22.	41	Professional occupations in law and social, community and government services	NOC Skill Level A	326	18.4	18

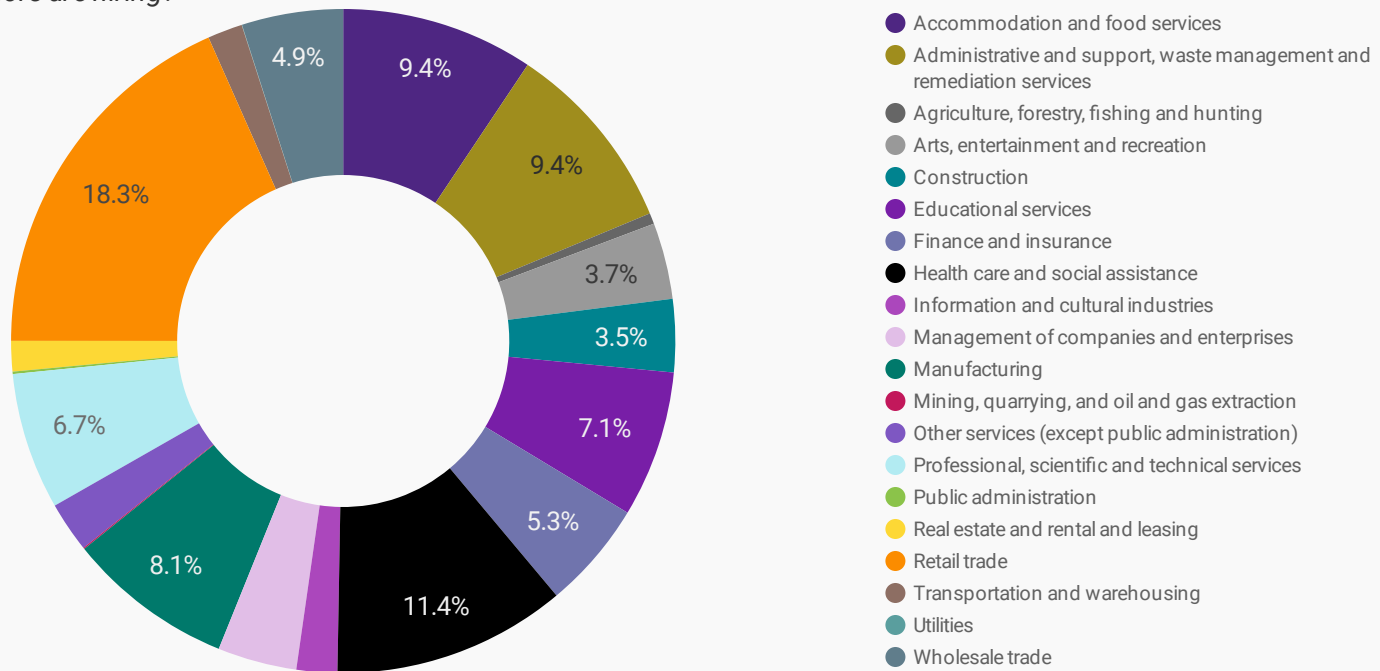
JOB POSTINGS BY 3-DIGIT NOC, SKILL LEVEL, FREQUENCY, & DURATION

What jobs are hard to fill and in-demand in the area?

	3-DIGIT NOC CODE	3-DIGIT NOC LABEL	OCCUPATION'S SKILL LEVEL	POSTING COUNT	AVG POSTING LENGTH IN DAYS	MEDIAN POSTING LENGTH IN DAYS
1.	642	Retail salespersons	NOC Skill Level C	1,092	16.5	18
2.	745	Longshore workers and material handlers	NOC Skill Level C	1,000	16.4	18
3.	655	Customer and information services representatives	NOC Skill Level C	758	16.4	18
4.	124	Office administrative assistants - general, legal and medical	NOC Skill Level B	621	18.0	18
5.	217	Computer and information systems professionals	NOC Skill Level A	580	23.8	18
6.	632	Chefs and cooks	NOC Skill Level B	575	20.7	18
7.	671	Food counter attendants, kitchen helpers and related support occupations	NOC Skill Level D	573	16.8	18
8.	651	Occupations in food and beverage service	NOC Skill Level C	524	17.9	18
9.	751	Motor vehicle and transit drivers	NOC Skill Level C	497	17.3	18
10.	673	Cleaners	NOC Skill Level D	483	18.3	18
11.	141	General office workers	NOC Skill Level C	473	17.3	18
12.	662	Other sales support and related occupations	NOC Skill Level D	457	17.5	18
13.	112	Human resources and business service professionals	NOC Skill Level A	435	19.2	18
14.	441	Home care providers and educational support occupations	NOC Skill Level C	433	28.1	18
15.	062	Retail and wholesale trade managers	NOC Skill Level A	379	18.3	18
16.	152	Supply chain logistics, tracking and scheduling co-ordination occupations	NOC Skill Level C	373	17.9	18
17.	122	Administrative and regulatory occupations	NOC Skill Level B	370	20.6	18
18.	421	Paraprofessional occupations in legal, social, community and education services	NOC Skill Level B	340	18.9	18
19.	143	Financial, insurance and related administrative support workers	NOC Skill Level C	326	17.7	18
20.	403	Secondary and elementary school teachers and educational counsellors	NOC Skill Level A	321	12.2	15
21.	111	Auditors, accountants and investment professionals	NOC Skill Level A	312	16.6	15
22.	953	Other assembly and related occupations	NOC Skill Level C	307	19.0	18
23.	213	Civil, mechanical, electrical and chemical engineers	NOC Skill Level A	304	26.6	18
24.	341	Assisting occupations in support of health services	NOC Skill Level C	242	17.0	18
25.	214	Other engineers	NOC Skill Level A	222	26.5	18
26.	416	Policy and program researchers, consultants and officers	NOC Skill Level A	207	19.0	18
27.	761	Trades helpers and labourers	NOC Skill Level D	205	18.0	18
28.	861	Harvesting, landscaping and natural resources labourers	NOC Skill Level D	203	18.1	18

TOP HIRING SECTORS BY 2-DIGIT NAICS

What sectors are hiring?



	2-DIGIT NAICS CODE	2-DIGIT NAICS NAME	POSTING COUNT	AVG POSTING LENGTH IN DAYS	MEDIAN POSTING LENGTH IN DAYS
1.	44-45	Retail trade	1,515	16.8	18
2.	62	Health care and social assistance	1,010	20.7	18
3.	56	Administrative and support, waste management and remediation ser...	816	18.9	18
4.	72	Accommodation and food services	802	19.6	18
5.	31-33	Manufacturing	695	21.1	18
6.	54	Professional, scientific and technical services	572	19.3	18
7.	61	Educational services	476	15.9	18
8.	41	Wholesale trade	457	18.8	18
9.	52	Finance and insurance	442	15.6	18
10.	23	Construction	325	21.5	18
11.	55	Management of companies and enterprises	317	19.6	18
12.	71	Arts, entertainment and recreation	307	17.6	18
13.	81	Other services (except public administration)	208	22.6	18
14.	51	Information and cultural industries	177	17.5	15
15.	48-49	Transportation and warehousing	143	19.9	18
16.	53	Real estate and rental and leasing	137	19.3	18
17.	11	Agriculture, forestry, fishing and hunting	45	16.4	15
18.	91	Public administration	8	17.4	18
19.	21	Mining, quarrying, and oil and gas extraction	7	17.5	18
20.	22	Utilities	2	18.0	18

NOTE: NAICS code 56 includes Employment Agencies. Manufacturing includes codes 31-33, Retail Trade includes codes 44-45 and Transportation and Warehousing includes codes 48-49.

TOP HIRING SECTORS BY 3-DIGIT NAICS

What sectors are hiring?

	3-DIGIT NAICS CODE	3-DIGIT NAICS NAME	POSTING COUNT ▾	AVG POSTING LENGTH IN DAYS	MEDIAN POSTING LENGTH IN DAYS
1.	561	Administrative and support services	808	18.9	18
2.	722	Food services and drinking places	768	19.2	18
3.	541	Professional, scientific and technical services	572	19.3	18
4.	611	Educational services	476	15.9	18
5.	622	Hospitals	428	25.7	16
6.	621	Ambulatory health care services	371	17.6	18
7.	551	Management of companies and enterprises	317	19.6	18
8.	448	Clothing and clothing accessories stores	304	16.9	18
9.	522	Credit intermediation and related activities	296	15.6	15
10.	713	Amusement, gambling and recreation industries	287	17.6	18
11.	445	Food and beverage stores	254	19.7	18
12.	441	Motor vehicle and parts dealers	239	15.5	18
13.	238	Specialty trade contractors	207	20.6	18
14.	624	Social assistance	173	17.8	18
15.	446	Health and personal care stores	159	16.1	15
16.	416	Building material and supplies merchant wholesalers	144	18.9	18
17.	444	Building material and garden equipment and supplies dealers	132	17.0	18
18.	524	Insurance carriers and related activities	121	15.5	18
19.	442	Furniture and home furnishings stores	120	18.8	18
20.	332	Fabricated metal product manufacturing	112	22.5	18
21.	443	Electronics and appliance stores	101	14.8	15
22.	812	Personal and laundry services	95	21.4	18
23.	417	Machinery, equipment and supplies merchant wholesalers	91	16.8	18
24.	811	Repair and maintenance	91	22.5	18
25.	517	Telecommunications	86	16.5	15
26.	311	Food manufacturing	81	17.9	18
27.	413	Food, beverage and tobacco merchant wholesalers	80	19.2	18
28.	531	Real estate	79	20.7	18
29.	334	Computer and electronic product manufacturing	79	20.3	18
30.	236	Construction of buildings	78	25.4	18
31.	452	General merchandise stores	77	11.9	18

TOP HIRING SECTORS BY 4-DIGIT NAICS

What sectors are hiring?

	4-DIGIT NAICS CODE	4-DIGIT NAICS NAME	POSTING COUNT ▾	AVG POSTING LENGTH IN DAYS	MEDIAN POSTING LENGTH IN DAYS
1.	7225	Full-service restaurants and limited-service eating places	747	19.2	18
2.	5613	Employment services	527	19.5	18
3.	6221	General medical and surgical hospitals	428	25.7	16
4.	6111	Elementary and secondary schools	394	14.4	16
5.	5511	Management of companies and enterprises	317	19.6	18
6.	5221	Depository credit intermediation	279	15.5	15
7.	4481	Clothing stores	248	16.9	18
8.	7139	Other amusement and recreation industries	232	17.6	18
9.	4411	Automobile dealers	217	15.3	18
10.	4451	Grocery stores	174	20.5	18
11.	4461	Health and personal care stores	159	16.1	15
12.	5413	Architectural, engineering and related services	142	19.9	18
13.	6213	Offices of other health practitioners	142	17.6	18
14.	5617	Services to buildings and dwellings	136	19.8	18
15.	5415	Computer systems design and related services	131	20.2	18
16.	4441	Building material and supplies dealers	126	17.3	18
17.	6212	Offices of dentists	115	16.7	18
18.	5242	Agencies, brokerages and other insurance related activities	108	16.7	18
19.	4431	Electronics and appliance stores	101	14.8	15
20.	6244	Child day-care services	100	17.6	18
21.	5616	Investigation and security services	98	14.4	15
22.	5179	Other telecommunications	80	16.4	15
23.	6116	Other schools and instruction	79	23.8	18
24.	2382	Building equipment contractors	77	18.8	18
25.	4131	Food merchant wholesalers	76	19.3	18
26.	5416	Management, scientific and technical consulting services	74	16.8	18
27.	5419	Other professional, scientific and technical services	73	20.1	18
28.	4452	Specialty food stores	71	17.7	18
29.	8111	Automotive repair and maintenance	70	24.1	18
30.	3323	Architectural and structural metals manufacturing	70	21.4	18
31.	4161	Electrical, plumbing, heating and air-conditioning equipment and suppli...	69	17.2	18

TOP HIRING SECTORS BY 5-DIGIT NAICS

What sectors are hiring?

	5-DIGIT NAICS CODE	5-DIGIT NAICS NAME	POSTING COUNT ▾	AVG POSTING LENGTH IN DAYS	MEDIAN POSTING LENGTH IN DAYS
1.	72251	Full-service restaurants and limited-service eating places	747	19.2	18
2.	56131	Employment placement agencies and executive search services	480	18.9	18
3.	62211	General medical and surgical hospitals	428	25.7	16
4.	61111	Elementary and secondary schools	394	14.4	16
5.	55111	Management of companies and enterprises	317	19.6	18
6.	52211	Banking	279	15.5	15
7.	44111	New car dealers	211	15.3	18
8.	44511	Supermarkets and other grocery (except convenience) stores	172	20.5	18
9.	54151	Computer systems design and related services	131	20.2	18
10.	54133	Engineering services	120	18.4	18
11.	71391	Golf courses and country clubs	118	18.0	18
12.	62121	Offices of dentists	115	16.7	18
13.	71394	Fitness and recreational sports centres	103	17.1	18
14.	44314	Electronics and appliance stores	101	14.8	15
15.	62441	Child day-care services	100	17.6	18
16.	56173	Landscaping services	93	17.5	18
17.	44814	Family clothing stores	93	17.1	18
18.	52421	Insurance agencies and brokerages	87	16.7	18
19.	44611	Pharmacies and drug stores	84	14.4	15
20.	51791	Other telecommunications	80	16.4	15
21.	33232	Ornamental and architectural metal product manufacturing	68	21.5	18
22.	23611	Residential building construction	65	26.3	18
23.	62139	Offices of all other health practitioners	64	17.2	18
24.	44211	Furniture stores	62	21.8	18
25.	44819	Other clothing stores	60	16.8	18
26.	44529	Other specialty food stores	60	17.7	18
27.	44419	Other building material dealers	55	21.7	18
28.	61169	All other schools and instruction	54	26.5	18
29.	71311	Amusement and theme parks	53	17.6	18
30.	45211	Department stores	52	10.1	7
31.	33441	Semiconductor and other electronic component manufacturing	51	17.9	18

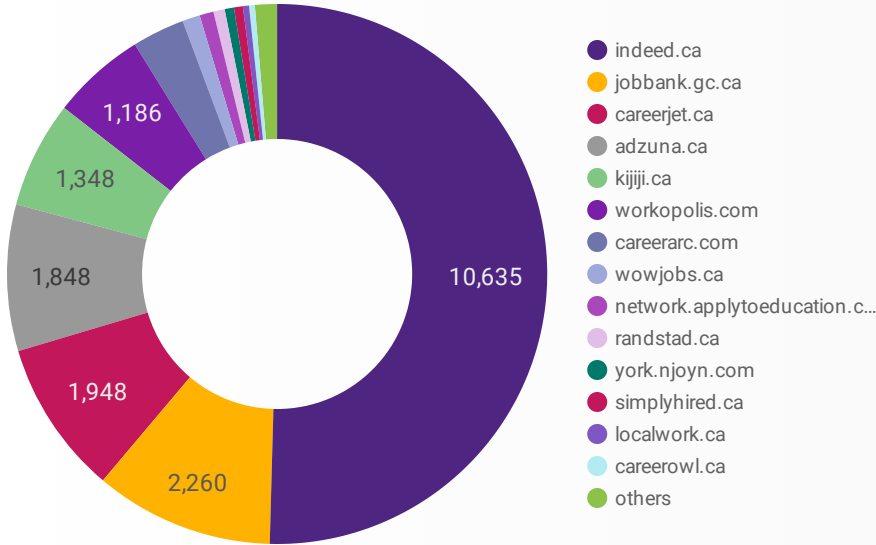
TOP HIRING SECTORS BY 6-DIGIT NAICS

What sectors are hiring?

	6-DIGIT NAICS CODE	6-DIGIT NAICS NAME	POSTING COUNT ▾	AVG POSTING LENGTH IN DAYS	MEDIAN POSTING LENGTH IN DAYS
1.	722511	Full-service restaurants	540	20.0	18
2.	561310	Employment placement agencies and executive search services	480	18.9	18
3.	611110	Elementary and secondary schools	394	14.4	16
4.	551113	Holding companies	317	19.6	18
5.	622111	General (except paediatric) hospitals	306	29.6	18
6.	522112	Corporate and institutional banking industry	261	15.4	15
7.	441110	New car dealers	211	15.3	18
8.	722512	Limited-service eating places	207	17.0	18
9.	445110	Supermarkets and other grocery (except convenience) stores	172	20.5	18
10.	541514	Computer systems design and related services (except video game desig...	131	20.2	18
11.	622112	Paediatric hospitals	122	18.1	15
12.	541330	Engineering services	120	18.4	18
13.	713910	Golf courses and country clubs	118	18.0	18
14.	621210	Offices of dentists	115	16.7	18
15.	713940	Fitness and recreational sports centres	103	17.1	18
16.	443143	Appliance, television and other electronics stores	100	14.8	15
17.	624410	Child day-care services	100	17.6	18
18.	561730	Landscaping services	93	17.5	18
19.	448140	Family clothing stores	93	17.1	18
20.	524210	Insurance agencies and brokerages	87	16.7	18
21.	446110	Pharmacies and drug stores	84	14.4	15
22.	517919	All other telecommunications	80	16.4	15
23.	236110	Residential building construction	65	26.3	18
24.	621390	Offices of all other health practitioners	64	17.2	18
25.	442110	Furniture stores	62	21.8	18
26.	448199	All other clothing stores	60	16.8	18
27.	444190	Other building material dealers	55	21.7	18
28.	611690	All other schools and instruction	54	26.5	18
29.	713110	Amusement and theme parks	53	17.6	18
30.	452110	Department stores	52	10.1	7
31.	561621	Security systems services (except locksmiths)	51	17.2	18

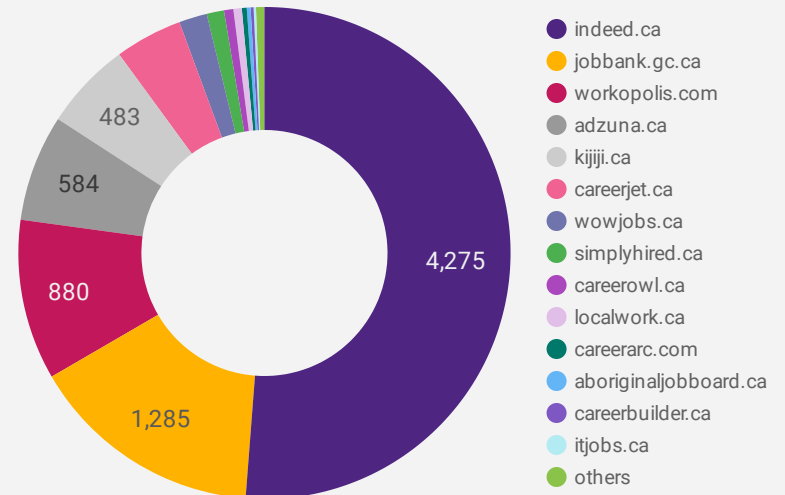
JOB POSTINGS BY JOB BOARD

What share of unique job postings appear on each job board?



COMPANIES BY JOB BOARD

What share of unique companies appear on each job board?



JOB POSTING DETAILS BY JOB BOARD

How does job posting activity differ by job board?

	JOB BOARD	POSTING COUNT	AVG POSTING LENGTH IN DAYS	MEDIAN POSTING LENGTH IN DAYS	# OF COMPANIES
1.	indeed.ca	10,635	18.0	18	4,275
2.	jobbank.gc.ca	2,260	35.5	22	1,285
3.	careerjet.ca	1,948	14.4	8	370
4.	adzuna.ca	1,848	15.0	15	584
5.	kijiji.ca	1,348	15.0	15	483
6.	workopolis.com	1,186	15.1	15	880
7.	careerarc.com	663	43.7	29	27
8.	wowjobs.ca	222	16.6	16	154
9.	network.applytoeducation.com	177	8.2	5	6
10.	randstad.ca	143	33.0	36	1
11.	york.njoyn.com	117	7.1	7	1
12.	simplyhired.ca	112	15.6	16	95
13.	localwork.ca	77	29.7	31	46
14.	careerowl.ca	73	62.1	60	51
15.	itjobs.ca	62	38.6	22	13
16.	careerbuilder.ca	54	8.2	3	16
17.	jobillico.com	33	11.1	7	12
18.	enactus.ca	28	35.1	27	1