

JOB DEMAND REPORT

SEPTEMBER 2021

HIGHLIGHTS

JOB POSTINGS BY THE NUMBERS

POSTING COUNT	NEW THIS MONTH	COMPANIES	JOB BOARDS
23,948	15,102	7,479	32

OF DAYS POSTED

AVERAGE	MEDIAN
19.1	18

REPORT BUILDER

The default filter selection below will show all job demand data for the month. You can use the filters to create a customized report for the purpose of understanding a subset of the data.

OCCUPATION FILTERS

SKILL TYPE NAME / 1-DIGIT NOC	▼
MAJOR GROUP / 2-DIGIT NOC	▼
MINOR GROUP / 3-DIGIT NOC	▼
UNIT GROUP / 4-DIGIT NOC	▼
SKILL LEVEL	▼
JOB TYPE	▼
JOB DURATION	▼
ADDITIONAL LANGUAGE	▼
SPECIFIC JOB TAGS	▼

INDUSTRY/SECTOR FILTERS

HIRING SECTOR BY 2-DIGIT NAICS CODE	▼
HIRING SECTOR BY 3-DIGIT NAICS CODE	▼
HIRING SECTOR BY 4-DIGIT NAICS CODE	▼
HIRING SECTOR BY 5-DIGIT NAICS CODE	▼
HIRING SECTOR BY 6-DIGIT NAICS CODE	▼

OTHER FILTERS

MUNICIPALITY	▼
JOB BOARD	▼

NOC = National Occupation Classification | NAICS = North American Industry Classification System

Page 1 of 20

Source:

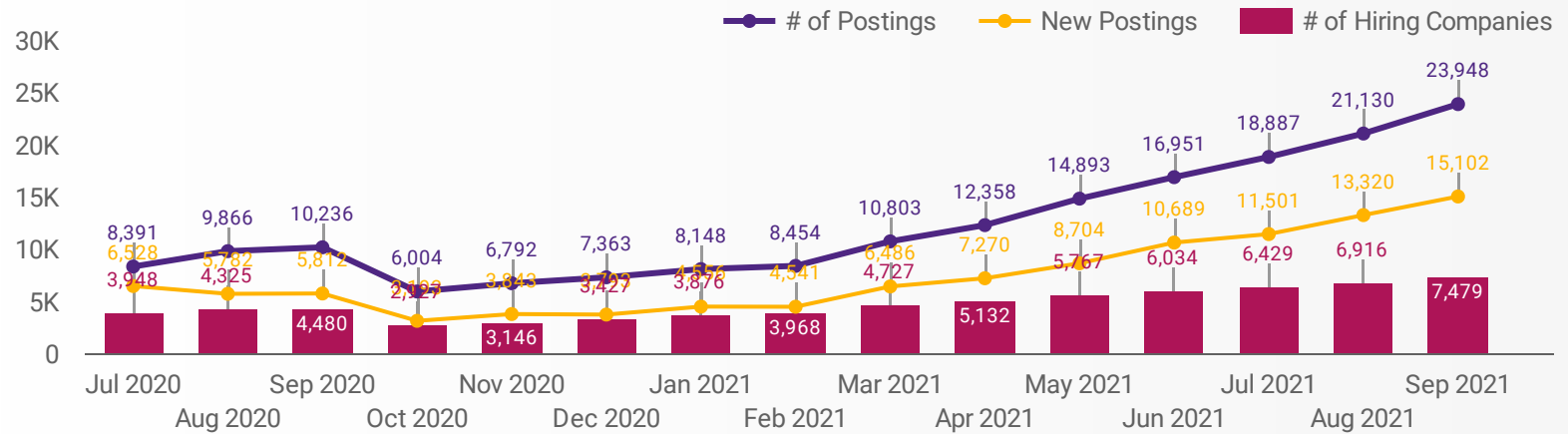
Job posting data collected by Workforce Planning Board of York Region from job boards and employer websites who recruit candidates in York Region.



This Employment Ontario service is funded by the Government of Ontario
Ce service Emploi Ontario est financé par le gouvernement de l'Ontario.

JOB POSTINGS BY MONTH FOR YORK REGION

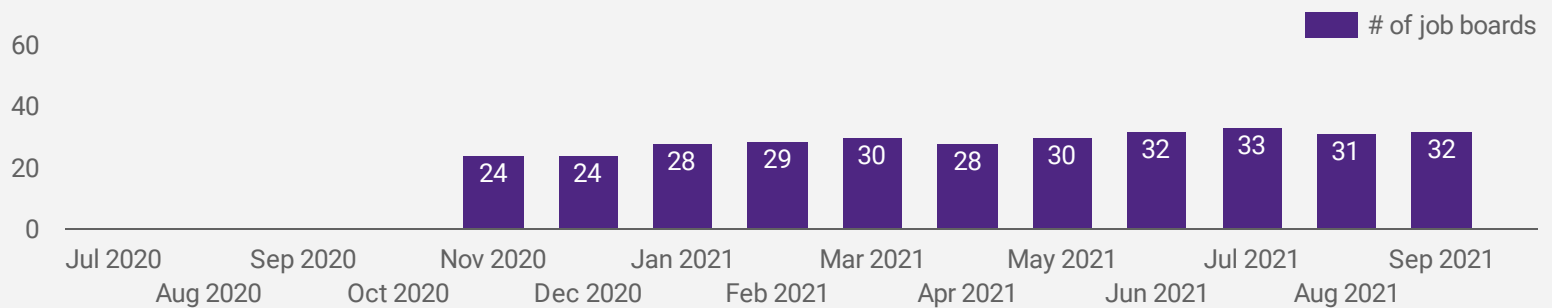
How many job postings were active for at least 1 day this month?



NOTE: This graph cannot be filtered using the controls on the cover page

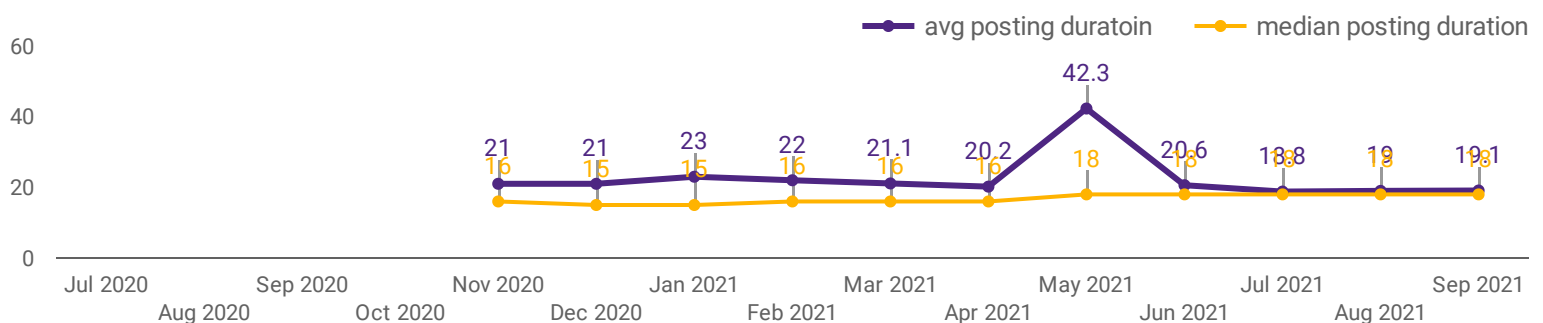
NUMBER OF ACTIVE JOB BOARDS

How many job postings were active for at least 1 day this month on these job boards?



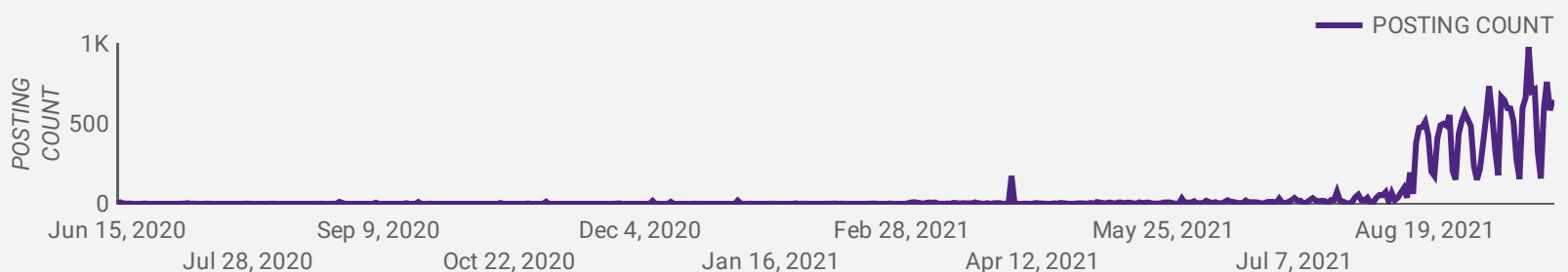
AVG & MEDIAN POSTING LENGTH BY DAYS

How long are employers having to recruit for to find candidates to fill their job vacancies?



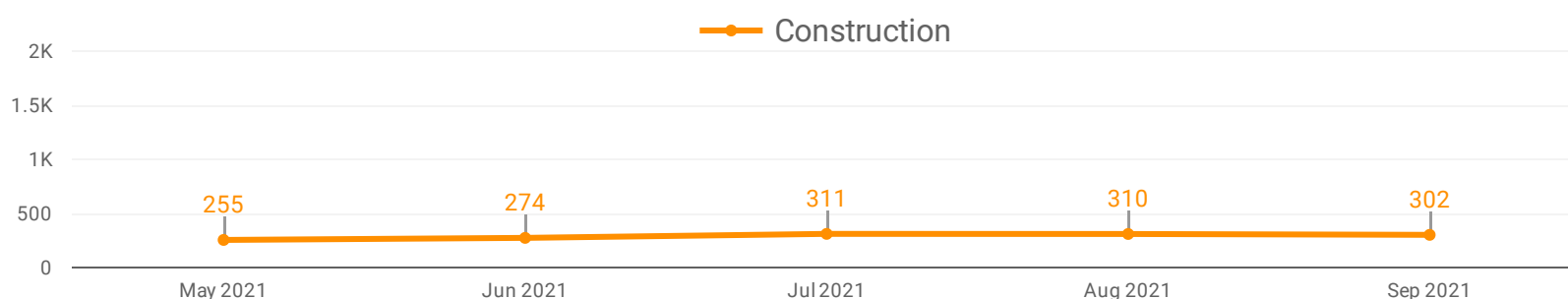
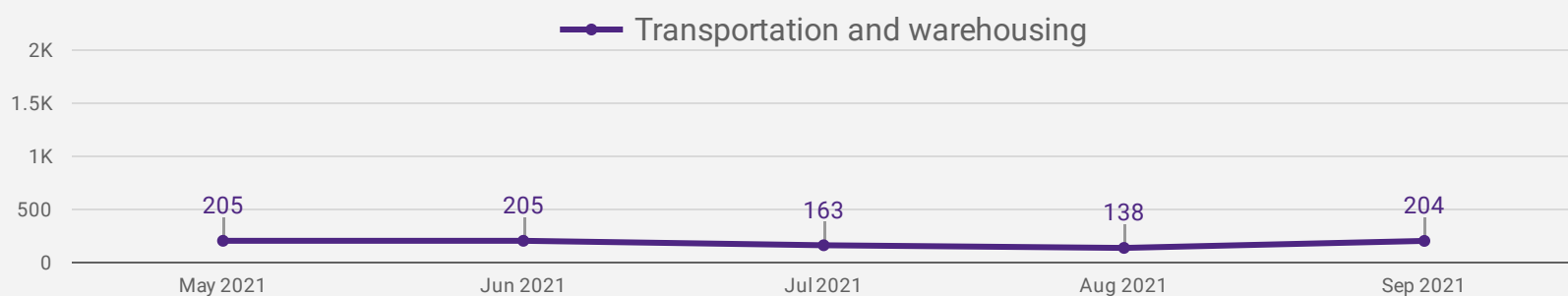
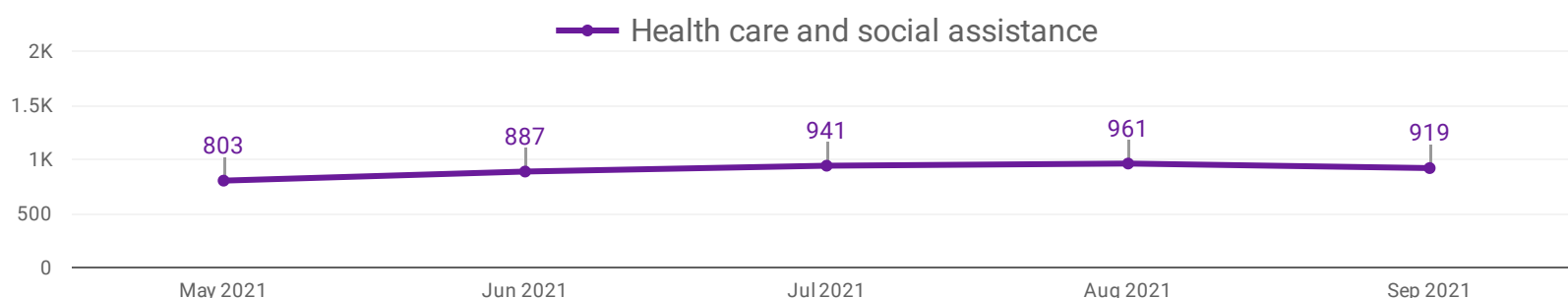
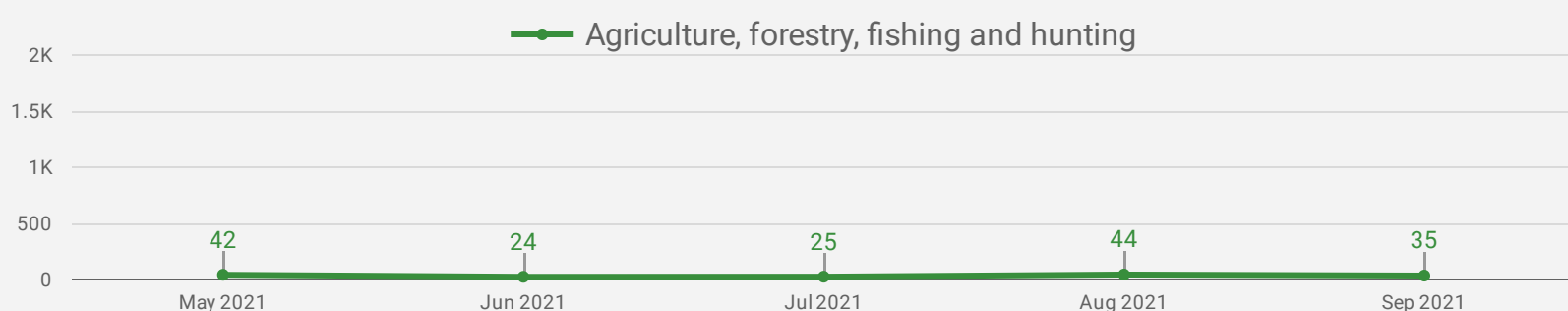
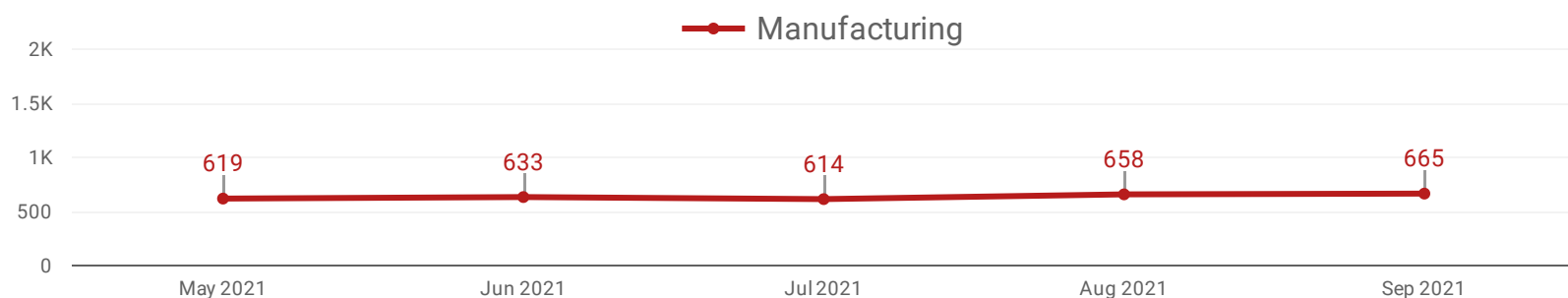
POST DATE TIMELINE FOR THIS MONTH'S ACTIVE JOB POSTINGS

How many job postings were active for at least 1 day this month?



DEMAND BY KEY SECTOR (YORK REGION)

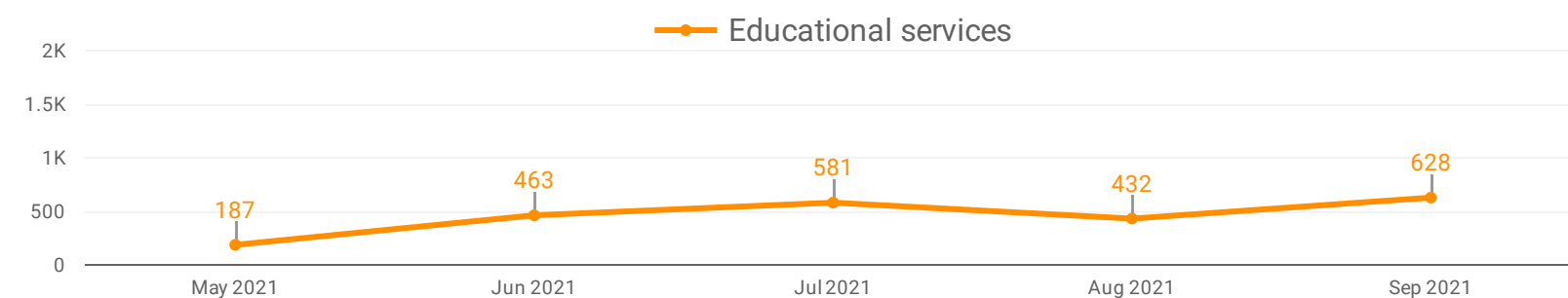
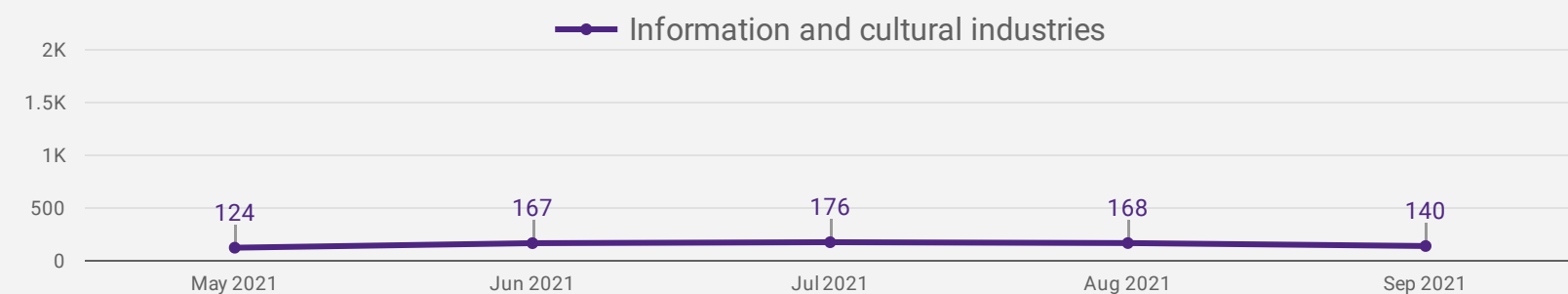
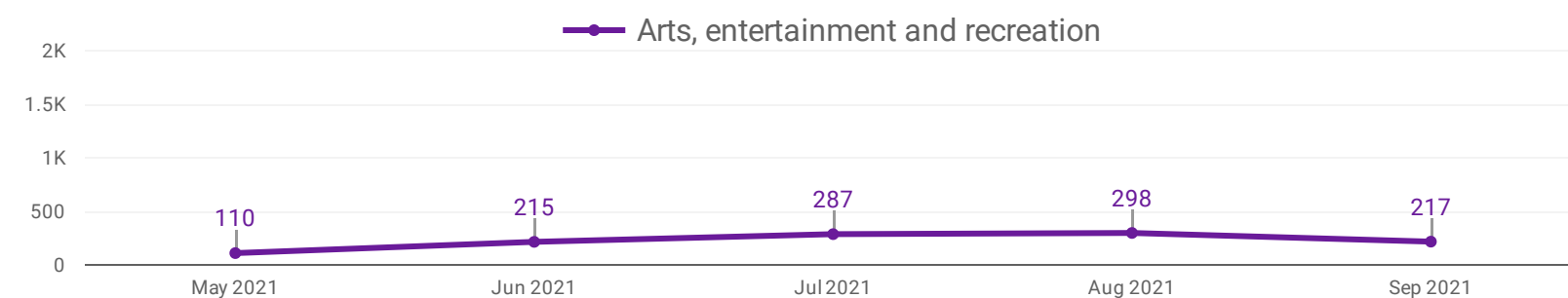
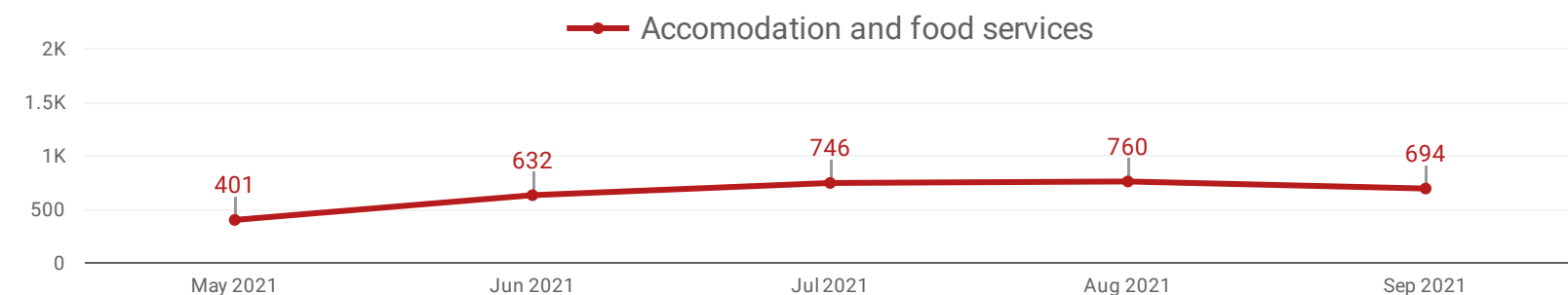
How many job postings were active for at least 1 day this month by sector?



NOTE: This graph cannot be filtered using the controls on the cover page

DEMAND BY IMPACTED SECTOR (YORK REGION)

How many job postings were active for at least 1 day this month by sector?

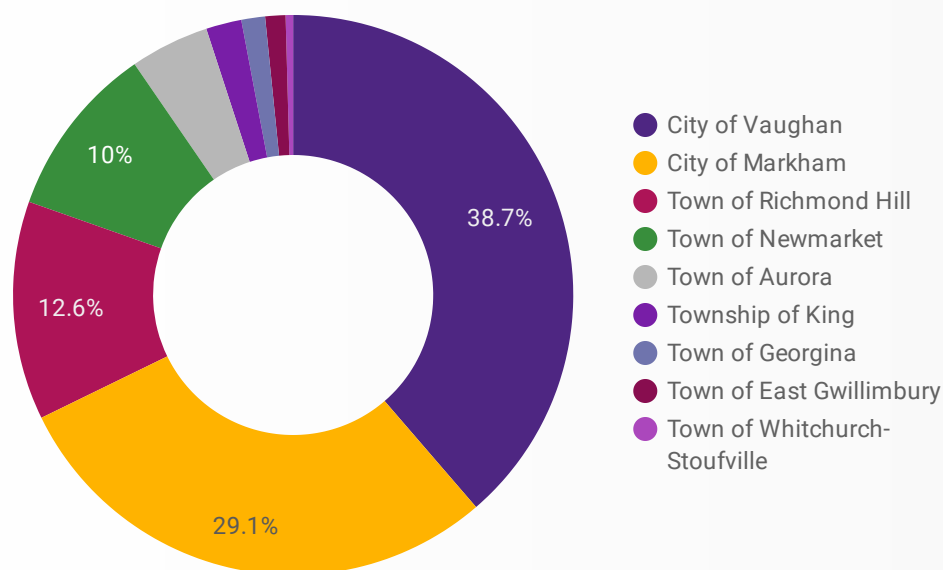


NOTE: This graph cannot be filtered using the controls on the cover page

JOB POSTINGS BY MUNICIPALITY

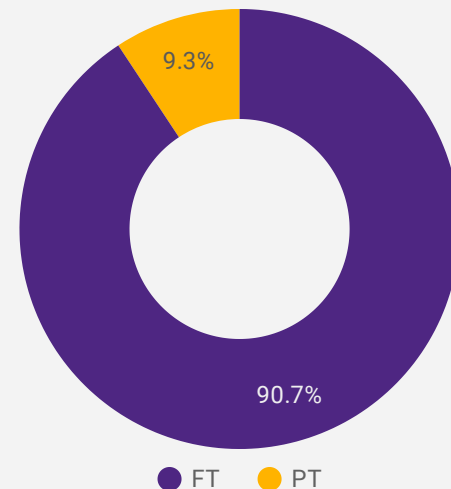
Where are job opportunities being offered?

	MUNICIPALITY	POSTING COUNT	AVG POSTING LENGTH IN DAYS	MEDIAN POSTING LENGTH IN DAYS
1.	City of Vaughan	9,038	19.1	18
2.	City of Markham	6,801	20.1	18
3.	Town of Richmond Hill	2,950	18.0	18
4.	Town of Newmarket	2,342	19.5	18
5.	Town of Aurora	1,066	18.5	18
6.	Township of King	479	17.9	15
7.	Town of Georgina	320	17.9	18
8.	Town of East Gwillimbury	273	18.1	18
9.	Town of Whitchurch-Stouffville	101	17.9	18



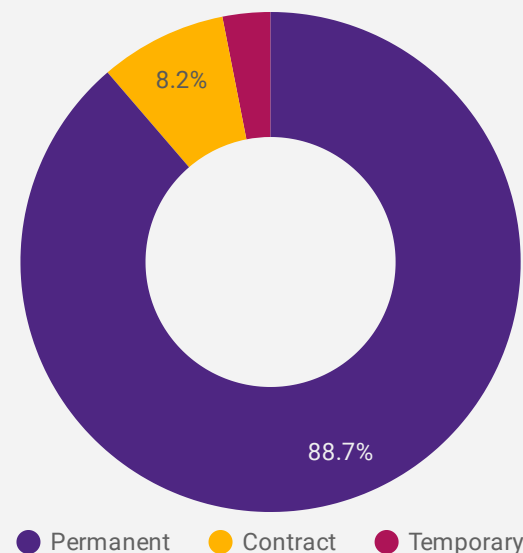
JOB TYPE

Full-time vs Part-time



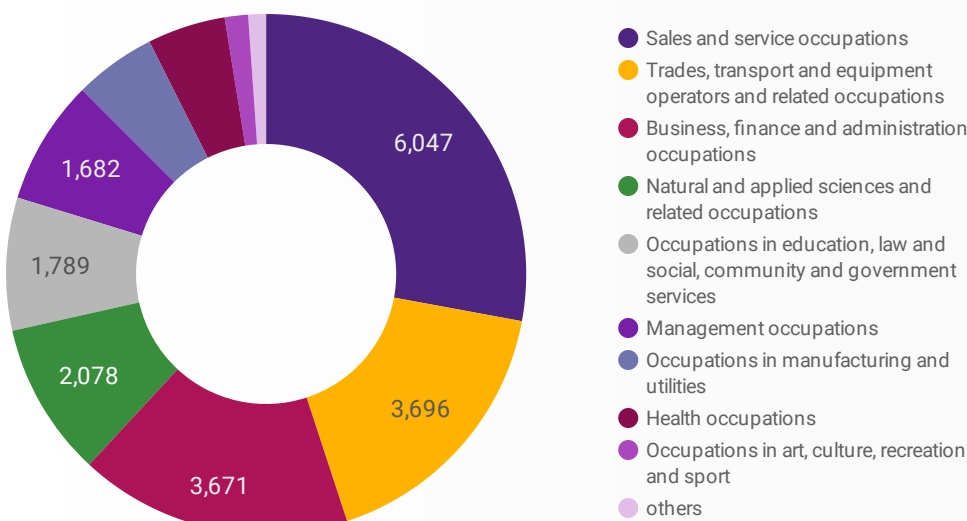
JOB DURATION

Permanency of jobs posted



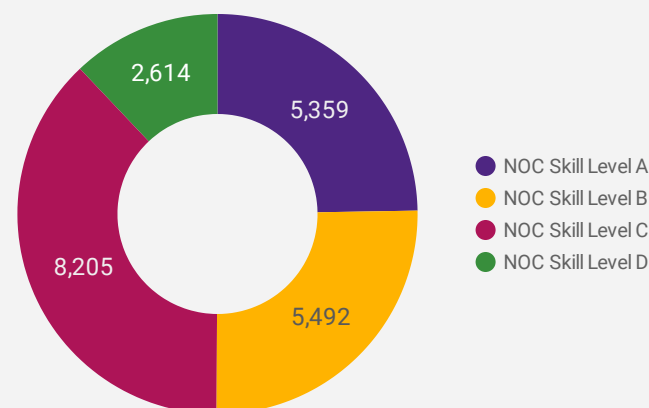
JOB POSTINGS BY SKILL TYPE

What skill type is being recruited?



JOB POSTINGS BY SKILL LEVEL

What education do occupations typically require?



Skill Level A = Usually University education | Skill Level B = Usually College education or Apprenticeship training | Skill Level C = Usually Secondary education or occupation-specific training | Skill Level D = Usually on-the-job training

TOP HIRING EMPLOYERS & AGENCIES

Who is hiring?

	COMPANY	MUNICIPALITY	POSTINGS COUNT ▾	AVG POSTING LENGTH IN DAYS	MEDIAN POSTING LENGTH IN DAYS
1.	AMD	City of Markham	397	48.6	32
2.	YORK REGION DISTRICT SCHOOL BOARD	City of Markham	177	12.9	18
3.	SOUTHLAKE REGIONAL HEALTH CENTRE	Town of Newmarket	166	60.3	18
4.	MARKHAM STOUFFVILLE HOSPITAL	City of Markham	151	17.5	18
5.	IBM	City of Markham	88	18.1	18
6.	MACKENZIE HEALTH	Town of Richmond Hill	88	16.1	15
7.	Municipality of York	Town of Newmarket	88	8.4	7
8.	STAPLES CANADA	Town of Richmond Hill	84	16.4	15
9.	Randstad Canada	City of Markham	78	52.7	57
10.	YORK REGION DISTRICT SCHOOL BOARD	Town of Richmond Hill	77	15.9	18
11.	YORK REGION DISTRICT SCHOOL BOARD	City of Vaughan	76	14.2	18
12.	TD	City of Markham	74	13.8	15
13.	Amazon Fulfillment	City of Vaughan	72	2.6	2
14.	MCDONALD'S	City of Vaughan	71	15.8	15
15.	Global Employment	City of Vaughan	68	18.0	18
16.	UPS	City of Vaughan	66	19.1	18
17.	YORK REGION DISTRICT SCHOOL BOARD	Town of Aurora	65	28.5	18
18.	Advanced Micro Devices	City of Markham	65	22.3	20
19.	YORK REGION DISTRICT SCHOOL BOARD	Town of Newmarket	64	15.8	18
20.	MACKENZIE HEALTH	City of Vaughan	58	16.0	15
21.	Advanced Skytech Canada Ltd.	City of Markham	53	17.6	18
22.	Magna International Inc.	City of Vaughan	50	18.3	18
23.	UNITED PARCEL SERVICE	City of Vaughan	48	17.8	18
24.	Randstad Canada	City of Vaughan	48	49.0	57
25.	OpenText	Town of Richmond Hill	48	18.0	18
26.	CANADA'S WONDERLAND	City of Vaughan	47	17.5	18
27.	HUAWEI TECHNOLOGIES CANADA CO. LTD.	City of Markham	46	15.4	15
28.	Dave & Buster's	City of Vaughan	45	17.4	18

TOP HOURLY WAGES IN JOB POSTINGS

What are employers willing to pay to find the perfect candidate?

of Minimum Wage Job Postings

486

	JOB TITLE	COMPANY	LOCATION	WAGE VALUE ▾
1.	Optometrist	Sight Care Optometry and Optical	Town of East Gwillimbury	90 
2.	Snow Removal	Snow Smart LTD.	City of Vaughan	80 
3.	Speech-language Pathologist	Kayla's Children Centre	City of Vaughan	75 
4.	Registered Massage Therapist (RMT) wanted for integrative centre	Kijiji Jobs	City of Markham	70 
5.	Ot (occupational Therapist)	RNS Healthcare Services Inc.	Town of Newmarket	70 
6.	Psychologist/Psychological Associate - Permanent and Temporary Positions	YORK CATHOLIC DISTRICT SCHOOL BOARD	Town of Aurora	65.96 
7.	Chief Executive Officer (NOC 0013)	iTechnoLabs Inc.	City of Markham	65 
8.	Technical Writer	Winters Technical Staffing	City of Vaughan	65 
9.	Scare Actor/actress	Haunted Hollows Scream Park	Town of East Gwillimbury	65 
10.	Paintball Game Attendant	Haunted Hollows Scream Park	Town of East Gwillimbury	65 
11.	Line & Crowd Control	Haunted Hollows Scream Park	Town of East Gwillimbury	65 
12	Nurse Practitioner Surgery - Full	MARKHAM STONIEVILLE	City of Markham	63.87 

1 - 100 / 7514



TOP SALARIES IN JOB POSTINGS

What are employers willing to pay to find the perfect candidate?

	JOB TITLE	COMPANY	LOCATION	WAGE VALUE ▾
1.	Realtor	One Percent Realty Ltd. Brokerage	City of Markham	350,000 
2.	Realtor	One Percent Realty Ltd. Brokerage	Town of Newmarket	350,000 
3.	Real Estate Agent	The One Realty	City of Markham	300,000 
4.	Account Manager	THE BILL ADVISERS CORPORATION	City of Markham	300,000 
5.	Primary Care Physician - Telemedicine	Jack Nathan Health	City of Markham	300,000 
6.	Window And Door Installer	Magic Innovative Windows & Doors	City of Vaughan	250,000 
7.	Owner Operator Truck Driver	Trimac	City of Vaughan	240,000 
8.	Real Estate Agent	CYPRO Realty Inc	City of Markham	226,328 
9.	Financial Services Manager	Wilson Niblett Motors	Town of Richmond Hill	200,000 
10.	Outside Sales Representative - Residential	Renewal by Andersen	City of Vaughan	200,000 

1 - 100 / 9932

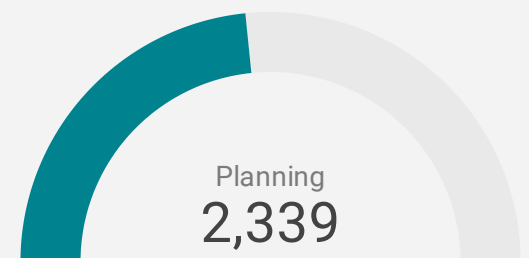
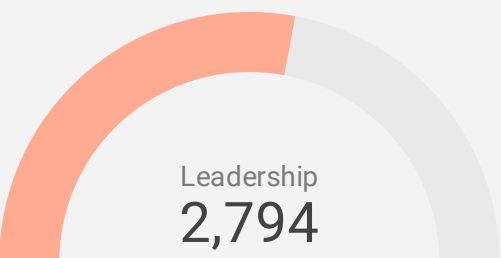
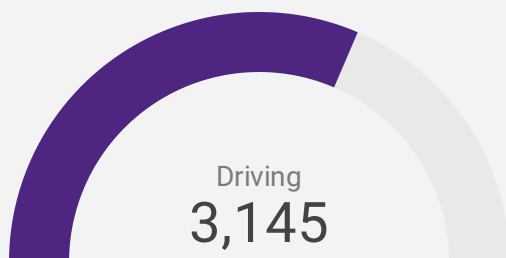
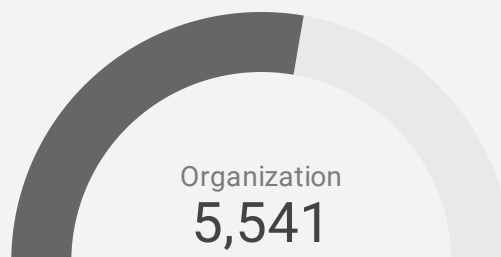
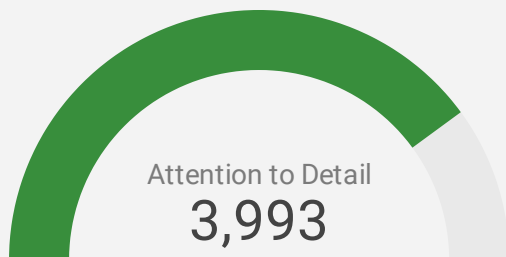
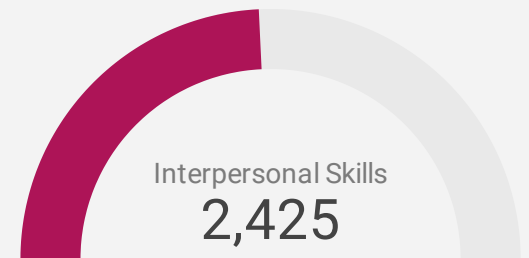
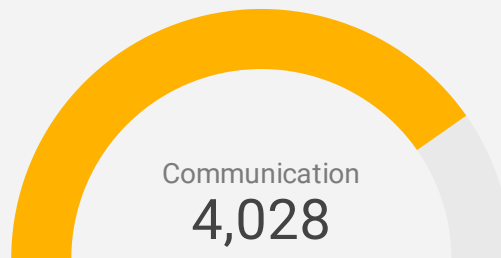
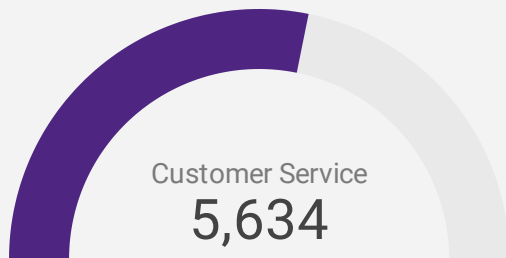


TOP IN-DEMAND SKILLS

How many times were these skills found in job postings?

ACTIVE JOB POSTINGS THIS MONTH

23,948

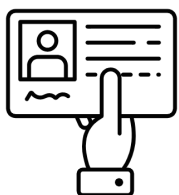


KEY JOB REQUIREMENTS

How often are these requirements desired in job postings?

ACTIVE JOB POSTINGS THIS MONTH

23,948



Driver's License
324



Bilingual
853

TOP OCCUPATIONS BY SKILL, FREQUENCY & DURATION

What jobs are in-demand and/or hard to fill?

	4 DIGIT NOC	4 DIGIT NOC NAME	SKILL LEVEL	POSTING COUNT ▾	AVG POSTING LENGTH IN DAYS	MEDIAN POSTING LENGTH IN DAYS
1.	7452	Material handlers	NOC Skill Level C	1,541	15.2	18
2.	6421	Retail salespersons	NOC Skill Level C	1,102	17.5	18
3.	6552	Other customer and information services representatives	NOC Skill Level C	738	17.2	18
4.	1241	Administrative assistants	NOC Skill Level B	589	18.6	18
5.	6711	Food counter attendants, kitchen helpers and related support occupations	NOC Skill Level D	581	17.1	18
6.	4032	Elementary school and kindergarten teachers	NOC Skill Level A	413	15.2	18
7.	6322	Cooks	NOC Skill Level B	406	20.6	18
8.	621	Retail and wholesale trade managers	NOC Skill Level A	404	18.2	18
9.	9537	Other products assemblers, finishers and inspectors	NOC Skill Level C	384	17.9	18
10.	4412	Home support workers, housekeepers and related occupations	NOC Skill Level C	360	19.6	18
11.	6513	Food and beverage servers	NOC Skill Level C	330	18.3	18
12.	1414	Receptionists	NOC Skill Level C	317	17.7	18
13.	2173	Software engineers and designers	NOC Skill Level A	311	30.6	18
14.	7511	Transport truck drivers	NOC Skill Level C	287	17.7	18
15.	6622	Store shelf stockers, clerks and order fillers	NOC Skill Level D	282	16.5	18
16.	7514	Delivery and courier service drivers	NOC Skill Level C	273	17.1	18
17.	1521	Shippers and receivers	NOC Skill Level C	256	18.1	18
18.	6611	Cashiers	NOC Skill Level D	251	16.9	18
19.	1431	Accounting and related clerks	NOC Skill Level C	248	19.4	18
20.	6623	Other sales related occupations	NOC Skill Level D	243	18.1	18
21.	7611	Construction trades helpers and labourers	NOC Skill Level D	225	18.6	18
22.	1123	Professional occupations in advertising, marketing and public relations	NOC Skill Level A	224	19.8	18
23.	6731	Light duty cleaners	NOC Skill Level D	220	20.4	18
24.	3012	Registered nurses and registered psychiatric nurses	NOC Skill Level A	204	26.2	15
25.	6541	Security guards and related security service occupations	NOC Skill Level C	184	19.0	18
26.	2171	Information systems analysts and consultants	NOC Skill Level A	172	22.4	18
27.	1114	Other financial officers	NOC Skill Level A	171	20.2	18
28.	2132	Mechanical engineers	NOC Skill Level A	165	35.0	18
29.	6732	Specialized cleaners	NOC Skill Level D	164	17.8	18

JOB POSTINGS BY 3-DIGIT NATIONAL OCCUPATION CLASSIFICATION

What jobs are hard to fill and/or in-demand?

	3 DIGIT NOC	3 DIGIT NOC NAME	SKILL LEVEL	POSTING COUNT ▾	AVG POSTING LENGTH IN DAYS	MEDIAN POSTING LENGTH IN DAYS
1.	745	Longshore workers and material handlers	NOC Skill Level C	1,541	15.2	18
2.	642	Retail salespersons	NOC Skill Level C	1,102	17.5	18
3.	655	Customer and information services representatives	NOC Skill Level C	814	17.3	18
4.	124	Office administrative assistants - general, legal and medical	NOC Skill Level B	728	18.4	18
5.	217	Computer and information systems professionals	NOC Skill Level A	652	26.3	18
6.	751	Motor vehicle and transit drivers	NOC Skill Level C	596	17.6	18
7.	671	Food counter attendants, kitchen helpers and related support occupations	NOC Skill Level D	581	17.1	18
8.	403	Secondary and elementary school teachers and educational counsellors	NOC Skill Level A	526	15.8	18
9.	662	Other sales support and related occupations	NOC Skill Level D	525	17.2	18
10.	673	Cleaners	NOC Skill Level D	508	19.2	18
11.	441	Home care providers and educational support occupations	NOC Skill Level C	499	23.3	18
12.	632	Chefs and cooks	NOC Skill Level B	493	20.4	18
13.	651	Occupations in food and beverage service	NOC Skill Level C	480	18.3	18
14.	112	Human resources and business service professionals	NOC Skill Level A	447	19.6	18
15.	152	Supply chain logistics, tracking and scheduling co-ordination occupations	NOC Skill Level C	446	18.1	18
16.	141	General office workers	NOC Skill Level C	446	17.6	18
17.	953	Other assembly and related occupations	NOC Skill Level C	421	17.8	18
18.	122	Administrative and regulatory occupations	NOC Skill Level B	418	20.5	18
19.	062	Retail and wholesale trade managers	NOC Skill Level A	404	18.2	18
20.	111	Auditors, accountants and investment professionals	NOC Skill Level A	365	18.9	18
21.	421	Paraprofessional occupations in legal, social, community and education services	NOC Skill Level B	349	20.2	18
22.	143	Financial, insurance and related administrative support workers	NOC Skill Level C	342	18.8	18
23.	213	Civil, mechanical, electrical and chemical engineers	NOC Skill Level A	327	26.5	18
24.	214	Other engineers	NOC Skill Level A	319	26.3	18
25.	341	Assisting occupations in support of health services	NOC Skill Level C	283	18.3	18
26.	071	Managers in customer and personal services, n.e.c.	NOC Skill Level A	254	19.5	18
27.	661	Cashiers	NOC Skill Level D	251	16.9	18
28.	761	Trades helpers and labourers	NOC Skill Level D	244	18.5	18
29.	011	Senior managers - construction, transportation, production and	NOC Skill Level A	242	22.7	18

JOB POSTINGS BY 2-DIGIT NATIONAL OCCUPATION CLASSIFICATION

What jobs are hard to fill and/or in-demand?

	2 DIGIT NOC	2 DIGIT NOC NAME	SKILL LEVEL	POSTING COUNT ▾	AVG POSTING LENGTH IN DAYS	MEDIAN POSTING LENGTH IN DAYS
1.	65	Service representatives and other customer and personal services occupations	NOC Skill Level C	1,680	17.9	18
2.	74	Other installers, repairers and servicers and material handlers	NOC Skill Level C	1,635	15.6	18
3.	21	Professional occupations in natural and applied sciences	NOC Skill Level A	1,439	25.7	18
4.	12	Administrative and financial supervisors and administrative occupations	NOC Skill Level B	1,327	19.4	18
5.	64	Sales representatives and salespersons - wholesale and retail trade	NOC Skill Level C	1,162	17.5	18
6.	67	Service support and other service occupations, n.e.c.	NOC Skill Level D	1,157	18.0	18
7.	14	Office support occupations	NOC Skill Level C	868	18.4	18
8.	63	Service supervisors and specialized service occupations	NOC Skill Level B	822	21.0	18
9.	11	Professional occupations in business and finance	NOC Skill Level A	812	19.3	18
10.	66	Sales support occupations	NOC Skill Level D	776	17.1	18
11.	75	Transport and heavy equipment operation and related maintenance occupations	NOC Skill Level C	704	17.7	18
12.	72	Industrial, electrical and construction trades	NOC Skill Level B	702	23.8	18
13.	22	Technical occupations related to natural and applied sciences	NOC Skill Level B	639	19.6	18
14.	06	Middle management occupations in retail and wholesale trade and customer services	NOC Skill Level A	634	19.8	18
15.	01	Senior managers - construction, transportation, production and utilities	NOC Skill Level A	540	23.1	18
16.	40	Professional occupations in education services	NOC Skill Level A	537	16.0	18
17.	95	Assemblers in manufacturing	NOC Skill Level C	522	18.0	18
18.	44	Care providers and educational, legal and public protection support occupations	NOC Skill Level C	510	23.1	18
19.	15	Distribution, tracking and scheduling co-ordination occupations	NOC Skill Level C	477	18.6	18
20.	62	Retail sales supervisors and specialized sales occupations	NOC Skill Level B	450	20.3	18
21.	41	Professional occupations in law and social, community and government services	NOC Skill Level A	385	17.5	18
22.	73	Maintenance and equipment operation trades	NOC Skill Level B	356	22.3	18
23.	42	Paraprofessional occupations in legal, social, community and education services	NOC Skill Level B	349	20.2	18
24.	32	Technical occupations in health	NOC Skill Level B	346	18.4	18
25.	94	Processing and manufacturing machine operators and related production workers	NOC Skill Level C	315	19.7	18
26.	76	Trades helpers, construction labourers and related occupations	NOC Skill Level D	299	18.2	18
27.	61	Administrative and financial supervisors and administrative occupations	NOC Skill Level B	288	16.8	18

MULTILINGUAL JOB POSTINGS BY THE NUMBERS

ACTIVE POSTINGS
1,565

NEW POSTINGS
977

COMPANIES
764

LANGUAGES
11

OF DAYS POSTED

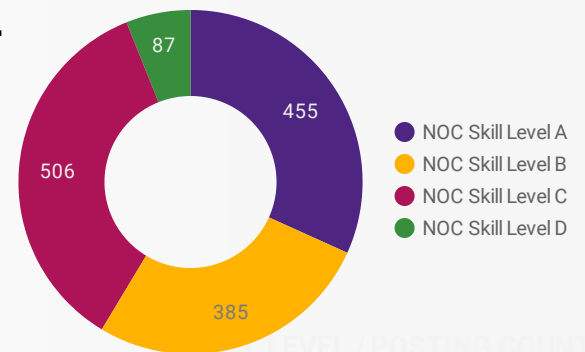
AVERAGE
19.2

MEDIAN
18

MULTILINGUAL JOB POSTINGS BY SKILL LEVEL

What language skills are employers looking for by occupational skill level?

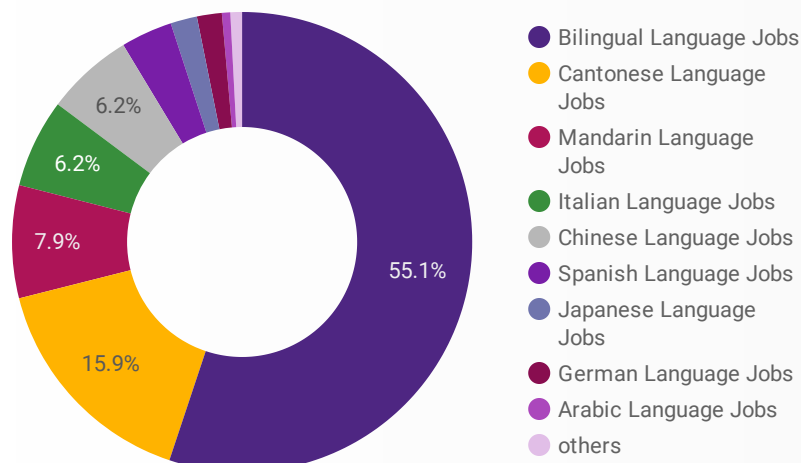
- 455** Skill Level A - Management/ Professional Occupations usually requiring University
- 385** Skill Level B - Usually college education or apprenticeship training
- 506** Skill Level C - Usually secondary education or occupation-specific training
- 87** Skill Level D - Usually on-the-job training



LANGUAGES	NOC Skill Level A	NOC Skill Level B	NOC Skill Level C	NOC Skill Level D
Bilingual Language Jobs	315	154	269	29
Cantonese Language Jobs	46	72	97	13
Mandarin Language Jobs	29	38	34	6
Italian Language Jobs	4	46	32	15
Chinese Language Jobs	31	22	24	11
Spanish Language Jobs	7	13	30	4
Japanese Language Jobs	6	21	5	6
German Language Jobs	12	11	9	1
Punjabi Language Jobs	1	3	5	
Vietnamese Language Jobs		4	1	1
Arabic Language Jobs	4	1		1

LANGUAGE SKILLS BREAKDOWN

Which kinds of language skills do employers seek?



LANGUAGES	POSTING COUNT
1. Bilingual Language Jobs	853
2. Cantonese Language Jobs	244
3. Mandarin Language Jobs	118
4. Italian Language Jobs	99
5. Chinese Language Jobs	93
6. Spanish Language Jobs	58
7. Japanese Language Jobs	40
8. German Language Jobs	36
9. Punjabi Language Jobs	10
10. Arabic Language Jobs	8
11. Vietnamese Language Jobs	6

LANGUAGE SKILLS BEING RECRUITED BY SKILL TYPE

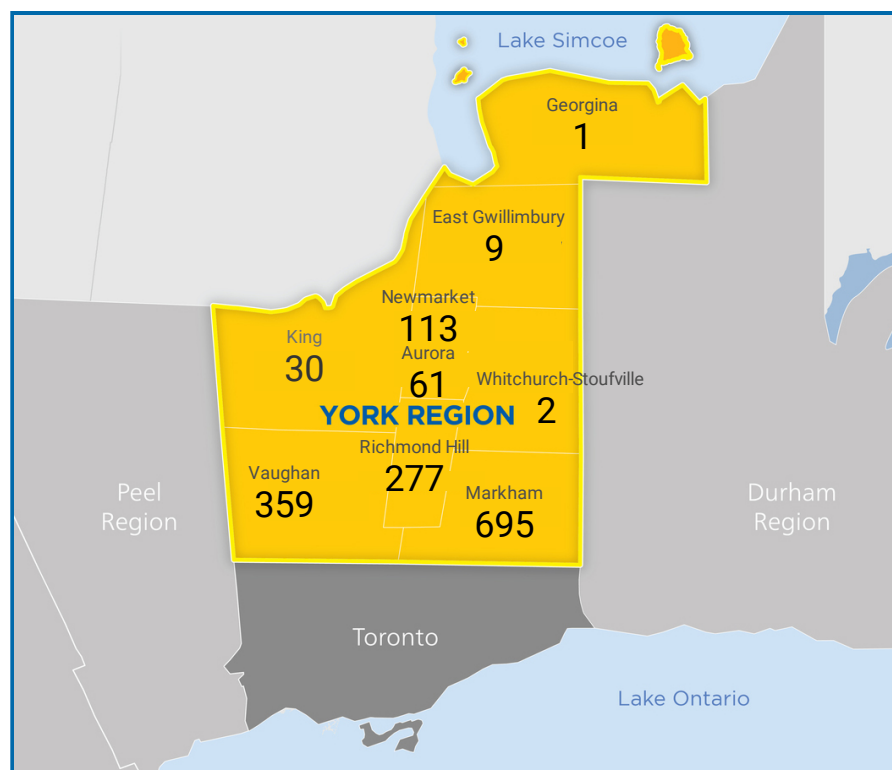
What language skills are sought by 1-Digit NOC?

SKILL TYPE NAME	French La...	Cantones...	Mandarin...	Italian La...	Chinese ...	Spanish ...	Grand total
Business, finance and administration occu...	144	88	53	6	29	6	337
Health occupations	26	16	6	2	6	2	60
Management occupations	71	16	8	4	16	3	128
Natural and applied sciences and related o...	46	6	4		3	6	70
Natural resources, agriculture and related ...		1			2	2	5
Occupations in art, culture, recreation and ...	5	4	2		2		17
Occupations in education, law and social, ...	200	18	5	1	4	4	238
Occupations in manufacturing and utilities	3	4		5	1	4	18
Sales and service occupations	236	68	18	77	25	24	495
Trades, transport and equipment operator...	36	7	11	2		3	65
Grand total	767	228	107	97	88	54	1,433

MULTILINGUAL JOB POSTINGS BY MUNICIPALITY

What language skills are sought by 4-Digit NOC?

	MUNICIPALITY	JOB LANGUAGES ▼	AVG POSTING LENGTH IN DAYS	MEDIAN POSTING LENGTH IN DAYS
1.	City of Markham	695	20.1	18
2.	City of Vaughan	359	19.1	18
3.	Town of Richmond Hill	277	18.0	18
4.	Town of Newmarket	113	19.5	18
5.	Town of Aurora	61	18.5	18
6.	Township of King	30	17.9	15
7.	Town of East Gwillimbury	9	18.1	18
8.	Town of Whitchurch-Stouffville	2	17.9	18
9.	Town of Georgina	1	17.9	18



LANGUAGE DEMAND BY JOB

What language skills are sought by 4-Digit NOC?

4 DIGIT NOC NAME		POSTINGS ▾
1.	Other customer and information services re...	122
2.	Elementary school and kindergarten teachers	91
3.	Retail salespersons	88
4.	Administrative assistants	61
5.	Cooks	49
6.	Retail and wholesale trade managers	38
7.	Receptionists	37
8.	Food and beverage servers	34
9.	Professional occupations in advertising, ma...	34
10.	Other sales related occupations	30
11.	Secondary school teachers	29
12.	Chefs	28
13.	Material handlers	25
14.	Food counter attendants, kitchen helpers an...	24
15.	Other instructors	23
16.	Accounting and related clerks	22
17.	Other financial officers	20
18.	Business development officers and marketi...	20
19.	Home support workers, housekeepers and r...	20
20.	Social workers	19
21.	Human resources professionals	18
22.	Advertising, marketing and public relations ...	17
23.	Human resources and recruitment officers	16
24.	User support technicians	15
25.	Nurse aides, orderlies and patient service a...	14
26.	Corporate sales managers	12
27.	Delivery and courier service drivers	11
28.	General office support workers	11
29.	Retail sales supervisors	10
30.	Bartenders	10
31.	Other professional engineers, n.e.c.	10

1 - 100 / 189 < >

MULTILINGUAL HIRING EMPLOYERS

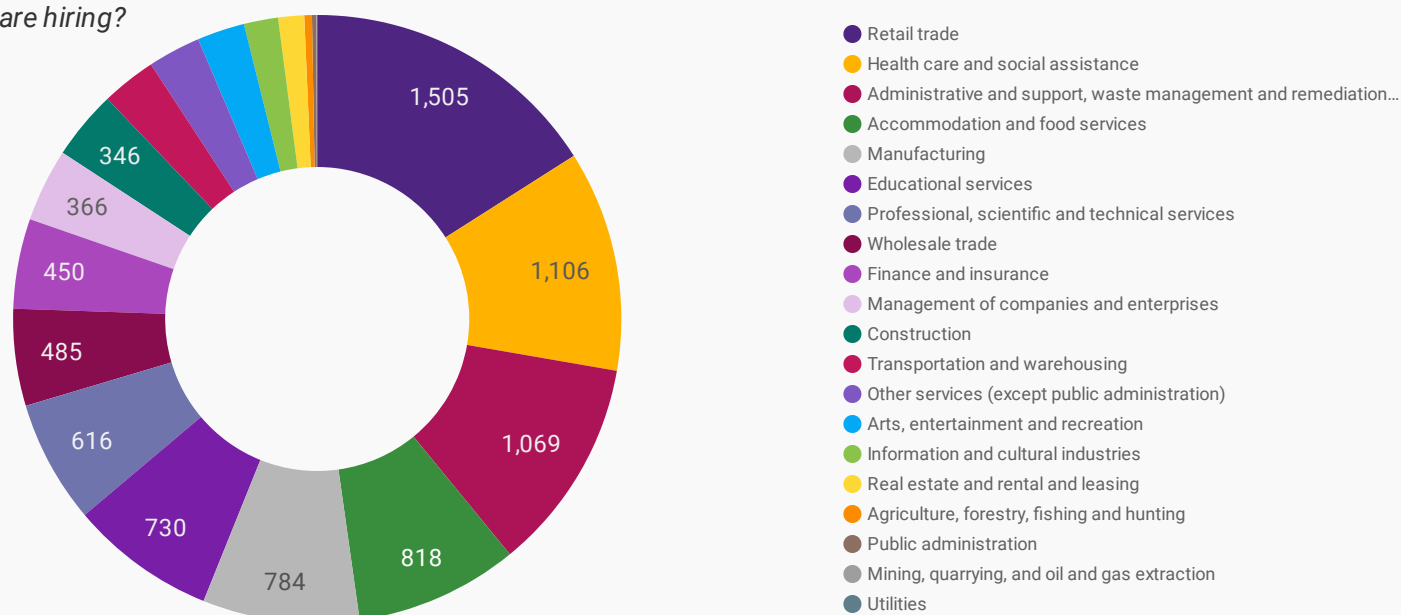
Which employers are seeking multilingual candidates?

COMPANY		POSTINGS ▾
1.	YORK REGION DISTRICT SCHOOL BOARD	91
2.	YORK CATHOLIC DISTRICT SCHOOL BOARD	29
3.	IBM	24
4.	T&T Supermarket INC	21
5.	Kijiji Jobs	14
6.	RW&CO.	14
7.	Randstad Canada	14
8.	Stonefire Bar and Grill	13
9.	YEE HONG CENTRE FOR GERIATRIC CARE	13
10.	BELL	12
11.	Martinrea International	11
12.	ADIDAS	11
13.	Farm Boy Inc.	10
14.	Tapagria Spanish Tapas Restaurant	10
15.	TD	10
16.	Kinark Child & Family Services	9
17.	Advanced Skytech Canada Ltd.	9
18.	FedEx Express Canada	8
19.	MARTINREA INTERNATIONAL INC.	8
20.	Arcadis	8
21.	Oncidium	8
22.	Mazars	8
23.	Farm Boy	7
24.	TD BANK	7
25.	NielsenIQ	7
26.	BELL MOBILITY/BELL MOBILITÉ	7
27.	STAPLES CANADA	7
28.	The Source (Bell) Electronics Inc.	7
29.	Nascosto Ristorante	7
30.	GAP	7

1 - 50 / 767 < >

TOP HIRING SECTORS BY 2-DIGIT NAICS CODE

What sectors are hiring?



	2-DIGIT NAICS LABEL	NAICS CODE	POSTING COUNT	AVG POSTING LENGTH IN DAYS	MEDIAN POSTING LENGTH IN DAYS
1.	Retail trade	44-45	1,505	17.8	18
2.	Health care and social assistance	62	1,106	22.2	18
3.	Administrative and support, waste management and remediation services	56	1,069	19.1	18
4.	Accommodation and food services	72	818	19.0	18
5.	Manufacturing	31-33	784	19.5	18
6.	Educational services	61	730	17.0	18
7.	Professional, scientific and technical services	54	616	18.8	18
8.	Wholesale trade	41	485	19.0	18
9.	Finance and insurance	52	450	17.2	18
10.	Management of companies and enterprises	55	366	19.7	18
11.	Construction	23	346	22.4	18
12.	Transportation and warehousing	48-49	274	19.6	18
13.	Other services (except public administration)	81	264	21.4	18
14.	Arts, entertainment and recreation	71	238	18.3	18
15.	Information and cultural industries	51	171	18.3	18
16.	Real estate and rental and leasing	53	130	19.2	18
17.	Agriculture, forestry, fishing and hunting	11	38	16.6	18
18.	Public administration	91	21	16.7	18
19.	Mining, quarrying, and oil and gas extraction	21	3	23.5	23.5
20.	Utilities	22	2	47.0	47

NOTE: NAICS code 56 includes Employment Agencies. Manufacturing includes codes 31-33, Retail Trade includes codes 44-45 and Transportation and Warehousing includes codes 48-49.

TOP HIRING SECTORS BY 3-DIGIT NAICS CODE

What sectors are hiring?

	3-DIGIT NAICS LABEL	NAICS CODE	POSTING COUNT ▾	AVG POSTING LENGTH IN DAYS	MEDIAN POSTING LENGTH IN DAYS
1.	Administrative and support services	561	1,064	19.1	18
2.	Food services and drinking places	722	783	19.0	18
3.	Educational services	611	730	17.0	18
4.	Professional, scientific and technical services	541	616	18.8	18
5.	Hospitals	622	465	28.7	18
6.	Ambulatory health care services	621	397	17.9	18
7.	Management of companies and enterprises	551	366	19.7	18
8.	Clothing and clothing accessories stores	448	343	18.5	18
9.	Credit intermediation and related activities	522	299	17.3	16
10.	Amusement, gambling and recreation industries	713	228	18.3	18
11.	Food and beverage stores	445	227	18.9	18
12.	Specialty trade contractors	238	224	21.1	18
13.	Social assistance	624	203	18.1	18
14.	Motor vehicle and parts dealers	441	184	17.8	18
15.	Health and personal care stores	446	174	17.7	18
16.	Building material and supplies merchant wholesalers	416	157	17.2	18
17.	Fabricated metal product manufacturing	332	141	20.2	18
18.	Building material and garden equipment and supplies dealers	444	134	17.4	18
19.	Couriers and messengers	492	129	15.4	17
20.	Insurance carriers and related activities	524	127	17.0	18
21.	Furniture and home furnishings stores	442	125	19.2	18
22.	Repair and maintenance	811	118	20.5	18
23.	Machinery, equipment and supplies merchant wholesalers	417	97	18.8	18
24.	Telecommunications	517	96	17.1	15
25.	Personal and laundry services	812	96	25.3	18
26.	Electronics and appliance stores	443	90	16.5	15
27.	Computer and electronic product manufacturing	334	89	22.1	18
28.	Food manufacturing	311	88	17.7	18
29.	Personal and household goods merchant wholesalers	414	87	21.4	18
30.	Construction of buildings	236	87	25.5	18
31.	Truck transportation	484	85	19.3	18

TOP HIRING SECTORS BY 4-DIGIT NAICS CODE

What sectors are hiring?

	4-DIGIT NAICS LABEL	NAICS CODE	POSTING COUNT ▾	AVG POSTING LENGTH IN DAYS	MEDIAN POSTING LENGTH IN DAYS
1.	Full-service restaurants and limited-service eating places	7225	769	18.8	18
2.	Employment services	5613	741	19.7	18
3.	Elementary and secondary schools	6111	633	16.3	18
4.	General medical and surgical hospitals	6221	465	28.7	18
5.	Management of companies and enterprises	5511	366	19.7	18
6.	Clothing stores	4481	282	18.9	18
7.	Depository credit intermediation	5221	280	17.3	16
8.	Health and personal care stores	4461	174	17.7	18
9.	Services to buildings and dwellings	5617	170	17.9	18
10.	Other amusement and recreation industries	7139	170	18.8	18
11.	Grocery stores	4451	158	17.4	18
12.	Automobile dealers	4411	156	17.6	18
13.	Computer systems design and related services	5415	148	19.6	17
14.	Offices of other health practitioners	6213	141	17.2	18
15.	Architectural, engineering and related services	5413	139	20.4	18
16.	Offices of dentists	6212	133	17.1	18
17.	Building material and supplies dealers	4441	131	17.4	18
18.	Agencies, brokerages and other insurance related activities	5242	124	17.0	18
19.	Child day-care services	6244	118	18.9	18
20.	Investigation and security services	5616	115	16.9	16
21.	Architectural and structural metals manufacturing	3323	92	19.0	18
22.	Other telecommunications	5179	92	17.0	15
23.	Other schools and instruction	6116	91	22.6	18
24.	Electronics and appliance stores	4431	90	16.5	15
25.	Management, scientific and technical consulting services	5416	90	17.7	15
26.	Building equipment contractors	2382	87	18.8	18
27.	Other professional, scientific and technical services	5419	83	18.2	18
28.	Individual and family services	6241	82	16.8	18
29.	Automotive repair and maintenance	8111	82	21.8	18
30.	General freight trucking	4841	78	17.6	18
31.	Electrical, plumbing, heating and air-conditioning equipment and supplies merchant wholesalers	4161	71	17.4	18

TOP HIRING SECTORS BY 5-DIGIT NAICS CODE

What sectors are hiring?

	5-DIGIT NAICS LABEL	NAICS CODE	POSTING COUNT ▾	AVG POSTING LENGTH IN DAYS	MEDIAN POSTING LENGTH IN DAYS
1.	Full-service restaurants and limited-service eating places	72251	769	18.8	18
2.	Employment placement agencies and executive search services	56131	680	19.3	18
3.	Elementary and secondary schools	61111	633	16.3	18
4.	General medical and surgical hospitals	62211	465	28.7	18
5.	Management of companies and enterprises	55111	366	19.7	18
6.	Banking	52211	280	17.3	16
7.	Supermarkets and other grocery (except convenience) stores	44511	158	17.4	18
8.	New car dealers	44111	149	17.5	18
9.	Computer systems design and related services	54151	148	19.6	17
10.	Offices of dentists	62121	133	17.1	18
11.	Landscaping services	56173	119	17.5	18
12.	Child day-care services	62441	118	18.9	18
13.	Family clothing stores	44814	117	19.2	18
14.	Engineering services	54133	111	18.9	18
15.	Insurance agencies and brokerages	52421	96	17.0	18
16.	Fitness and recreational sports centres	71394	93	19.4	18
17.	Other telecommunications	51791	92	17.0	15
18.	Electronics and appliance stores	44314	90	16.5	15
19.	Pharmacies and drug stores	44611	83	14.2	15
20.	Ornamental and architectural metal product manufacturing	33232	78	19.4	18
21.	Other clothing stores	44819	74	18.8	18
22.	Management consulting services	54161	74	17.2	15
23.	Golf courses and country clubs	71391	70	18.1	18
24.	Residential building construction	23611	70	27.2	18
25.	Offices of all other health practitioners	62139	67	17.6	18
26.	Local messengers and local delivery	49221	66	19.1	18
27.	All other schools and instruction	61169	64	24.7	18
28.	Couriers	49211	63	12.7	15
29.	Furniture stores	44211	63	21.2	18
30.	Temporary help services	56132	61	23.9	18
31.	Investigation, guard and armoured car services	56161	60	12.9	15

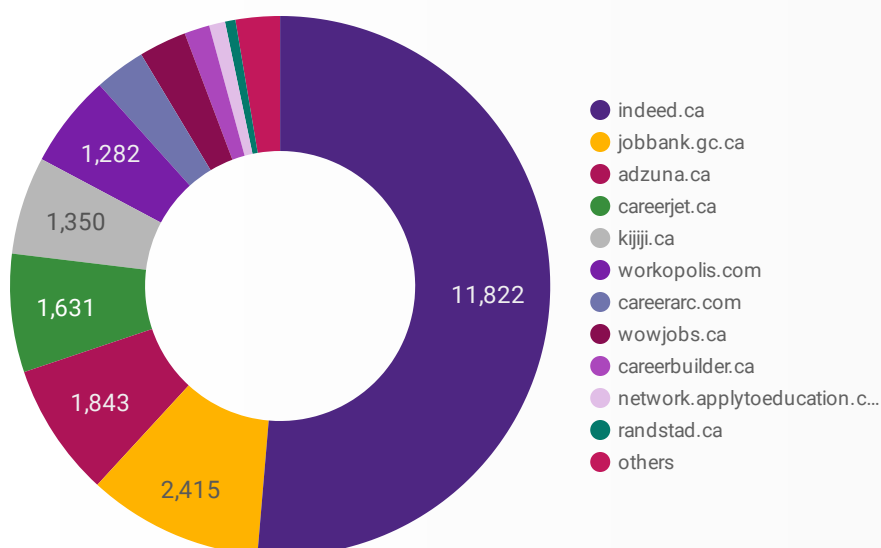
TOP HIRING SECTORS BY 6-DIGIT NAICS CODE

What sectors are hiring?

	6-DIGIT NAICS LABEL	NAICS CODE	POSTING COUNT ▼	AVG POSTING LENGTH IN DAYS	MEDIAN POSTING LENGTH IN DAYS
1.	Employment placement agencies and executive search services	561310	680	19.3	18
2.	Elementary and secondary schools	611110	633	16.3	18
3.	Full-service restaurants	722511	561	19.0	18
4.	Holding companies	551113	366	19.7	18
5.	General (except paediatric) hospitals	622111	314	34.6	18
6.	Corporate and institutional banking industry	522112	263	17.0	16
7.	Limited-service eating places	722512	208	18.1	18
8.	Supermarkets and other grocery (except convenience) stores	445110	158	17.4	18
9.	Paediatric hospitals	622112	151	17.5	18
10.	New car dealers	441110	149	17.5	18
11.	Computer systems design and related services (except video game design and development)	541514	148	19.6	17
12.	Offices of dentists	621210	133	17.1	18
13.	Landscaping services	561730	119	17.5	18
14.	Child day-care services	624410	118	18.9	18
15.	Family clothing stores	448140	117	19.2	18
16.	Engineering services	541330	111	18.9	18
17.	Insurance agencies and brokerages	524210	96	17.0	18
18.	Fitness and recreational sports centres	713940	93	19.4	18
19.	All other telecommunications	517919	92	17.0	15
20.	Appliance, television and other electronics stores	443143	89	16.5	15
21.	Pharmacies and drug stores	446110	83	14.2	15
22.	All other clothing stores	448199	74	18.8	18
23.	Golf courses and country clubs	713910	70	18.1	18
24.	Residential building construction	236110	70	27.2	18
25.	Offices of all other health practitioners	621390	67	17.6	18
26.	Local messengers and local delivery	492210	66	19.1	18
27.	All other schools and instruction	611690	64	24.7	18
28.	Furniture stores	442110	63	21.2	18
29.	Couriers	492110	63	12.7	15
30.	Temporary help services	561320	61	23.9	18

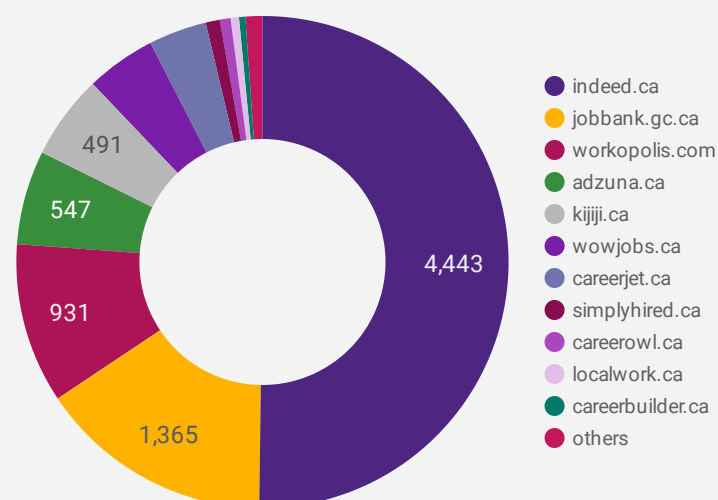
JOB POSTINGS BY JOB BOARD

What share of unique job postings appear on each job board?



COMPANIES BY JOB BOARD

What share of unique job postings appear on each job board?



JOB POSTING DETAILS BY JOB BOARD

How does job posting activity differ by job board?

	JOB BOARD	POSTING COUNT ▾	AVG POSTING LENGTH IN DAYS	MEDIAN POSTING LENGTH IN DAYS	# OF COMPANIES
1.	indeed.ca	11,822	18.0	18	4,443
2.	jobbank.gc.ca	2,415	31.9	18	1,365
3.	adzuna.ca	1,843	15.0	15	547
4.	careerjet.ca	1,631	20.0	12	338
5.	kijiji.ca	1,350	15.0	15	491
6.	workopolis.com	1,282	15.0	15	931
7.	careerarc.com	703	41.6	27	28
8.	wowjobs.ca	657	16.0	16	406
9.	careerbuilder.ca	348	9.1	3	37
10.	network.applytoeducation.com	221	14.8	5	6
11.	randstad.ca	143	55.1	58	1
12.	york.njoyn.com	138	8.4	7	1
13.	simplyhired.ca	89	16.0	16	82
14.	careerowl.ca	86	69.0	67	62
15.	itjobs.ca	76	41.1	24	14
16.	localwork.ca	75	30.3	31	49
17.	en.agilus.ca	24	26.8	17	1
18.	jobillico.com	21	32.9	41	10