

# JOB DEMAND REPORT

## OCTOBER 2021

### HIGHLIGHTS

#### JOB POSTINGS BY THE NUMBERS

POSTING COUNT	NEW THIS MONTH	COMPANIES	JOB BOARDS
25,369	13,983	7,633	35

#### # OF DAYS POSTED

AVERAGE	MEDIAN
18.9	18

## REPORT BUILDER

The default filter selection below will show all job demand data for the month. You can use the filters to create a customized report for the purpose of understanding a subset of the data.

#### OCCUPATION FILTERS

SKILL TYPE NAME / 1-DIGIT NOC	▼
MAJOR GROUP / 2-DIGIT NOC	▼
MINOR GROUP / 3-DIGIT NOC	▼
UNIT GROUP / 4-DIGIT NOC	▼
SKILL LEVEL	▼
JOB TYPE	▼
JOB DURATION	▼
ADDITIONAL LANGUAGE	▼
SPECIFIC JOB TAGS	▼

#### INDUSTRY/SECTOR FILTERS

HIRING SECTOR BY 2-DIGIT NAICS CODE	▼
HIRING SECTOR BY 3-DIGIT NAICS CODE	▼
HIRING SECTOR BY 4-DIGIT NAICS CODE	▼
HIRING SECTOR BY 5-DIGIT NAICS CODE	▼
HIRING SECTOR BY 6-DIGIT NAICS CODE	▼

#### OTHER FILTERS

MUNICIPALITY	▼
JOB BOARD	▼

NOC = National Occupation Classification | NAICS = North American Industry Classification System

Page 1 of 20

#### Source:

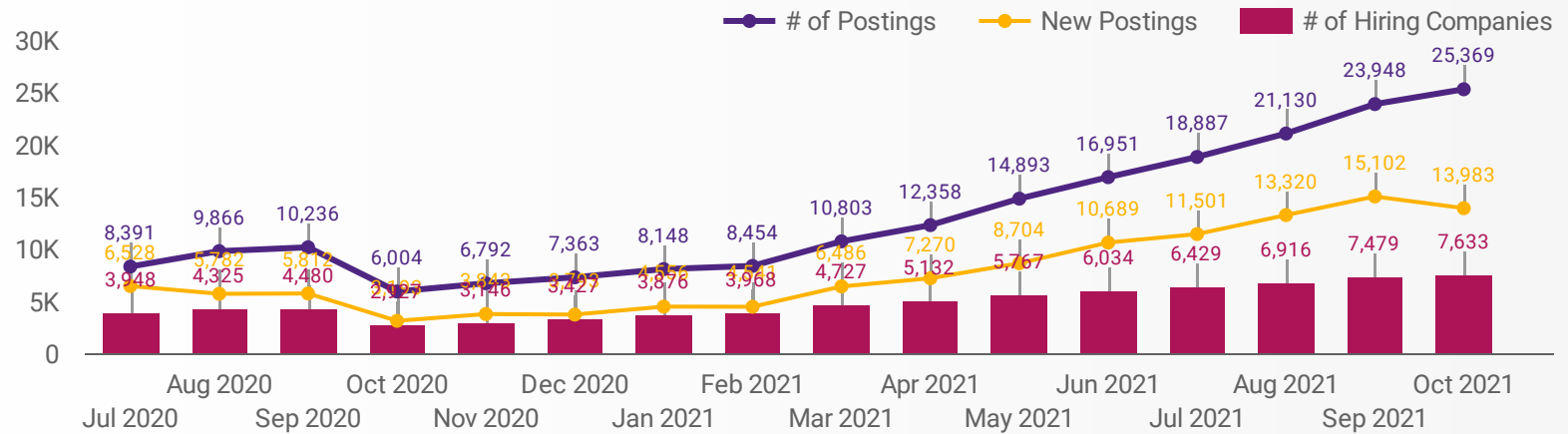
Job posting data collected by Workforce Planning Board of York Region from job boards and employer websites who recruit candidates in York Region.



This Employment Ontario service is funded by the Government of Ontario  
Ce service Emploi Ontario est financé par le gouvernement de l'Ontario.

## JOB POSTINGS BY MONTH FOR YORK REGION

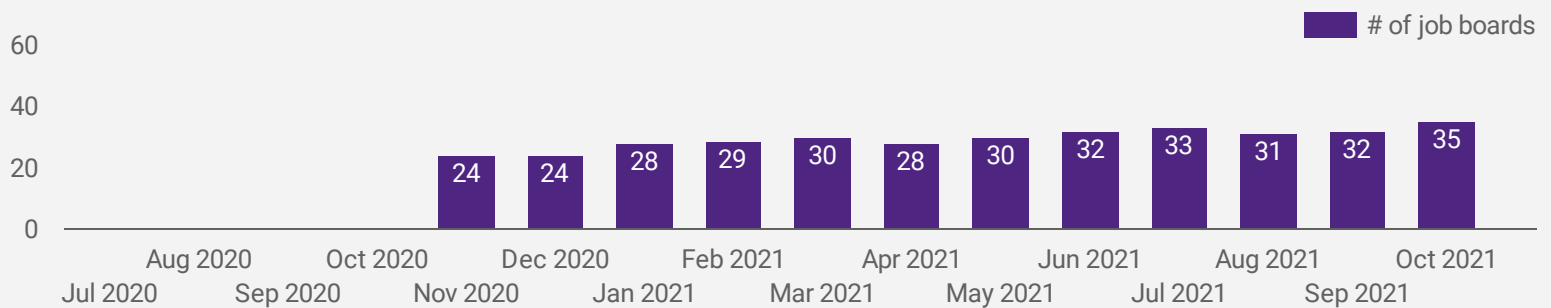
How many job postings were active for at least 1 day this month?



NOTE: This graph cannot be filtered using the controls on the cover page

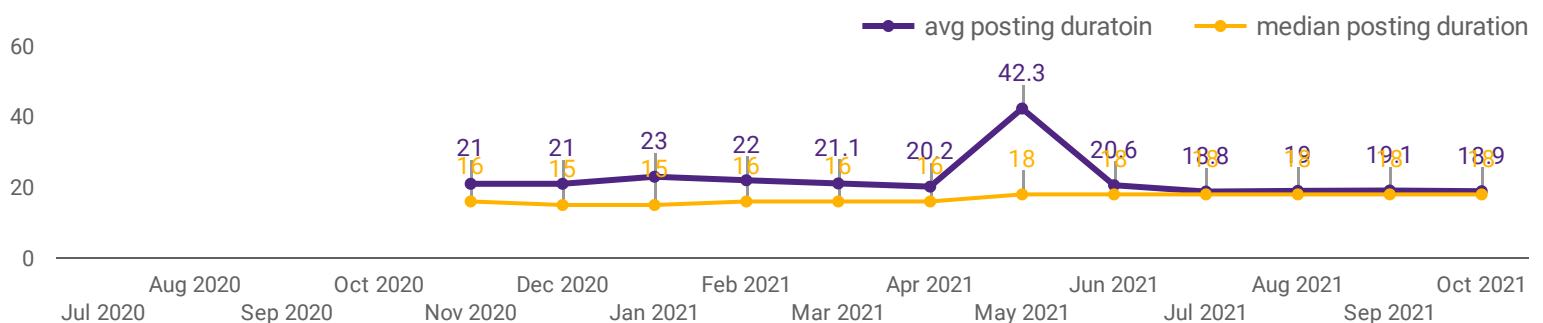
## NUMBER OF ACTIVE JOB BOARDS

How many job postings were active for at least 1 day this month on these job boards?



## AVG & MEDIAN POSTING LENGTH BY DAYS

How long are employers having to recruit for to find candidates to fill their job vacancies?



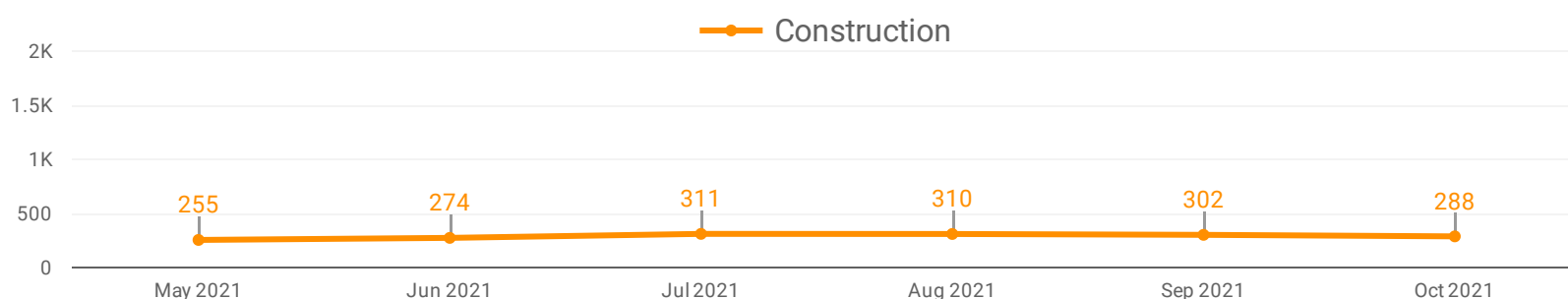
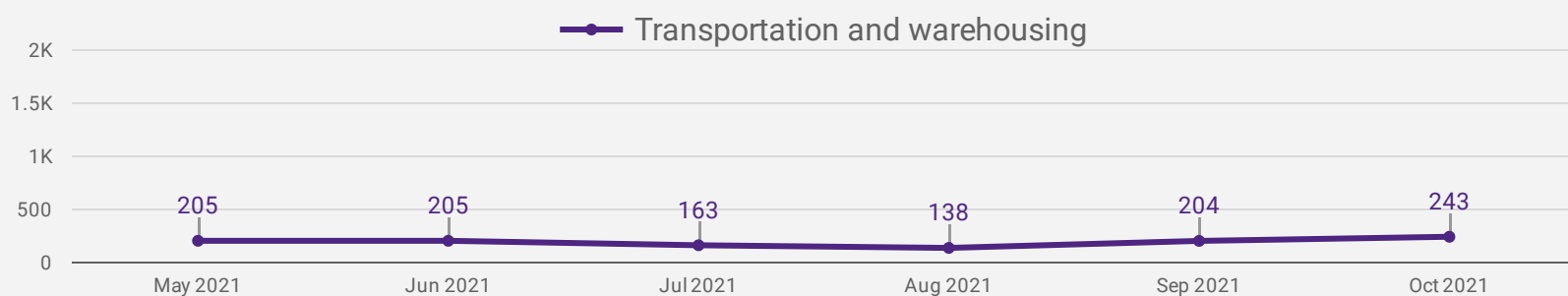
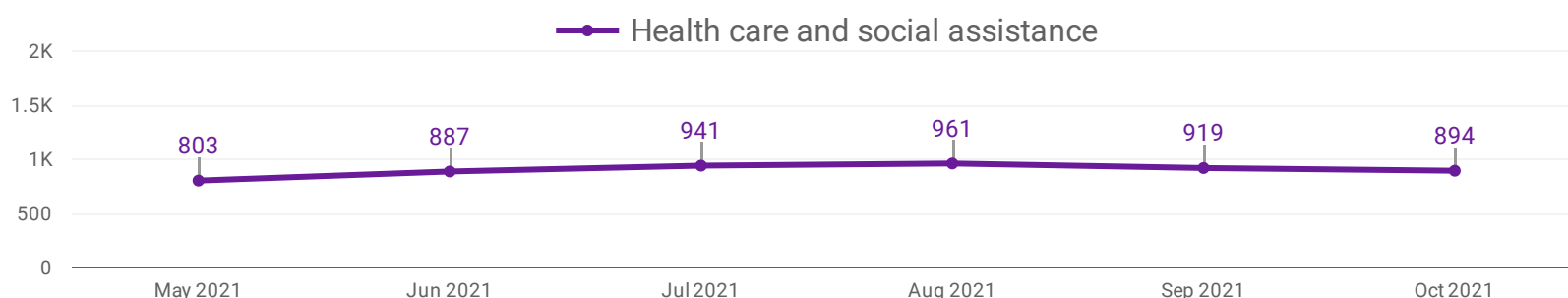
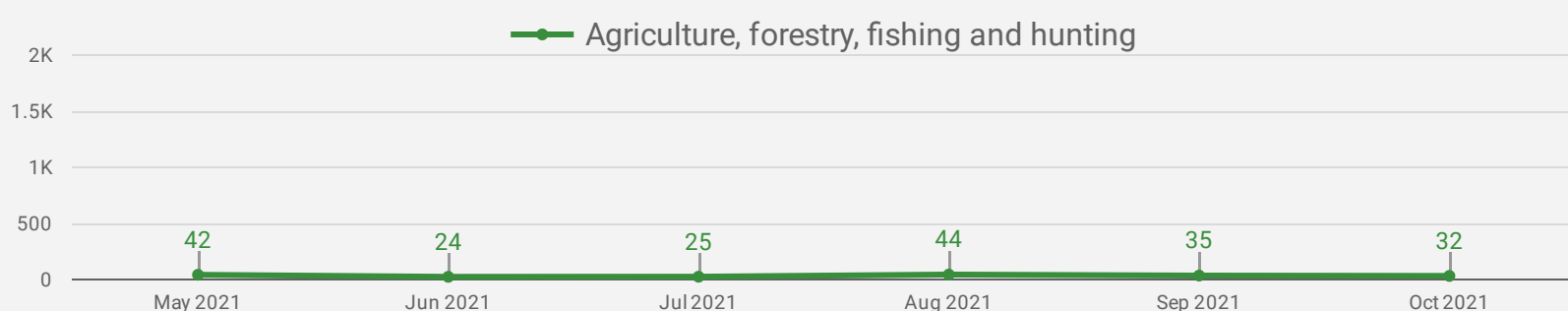
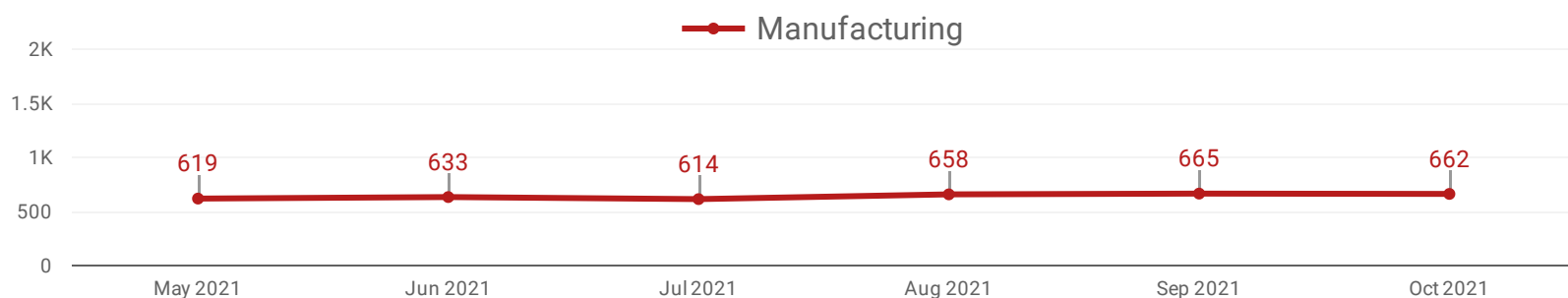
## POST DATE TIMELINE FOR THIS MONTH'S ACTIVE JOB POSTINGS

How many job postings were active for at least 1 day this month?



## DEMAND BY KEY SECTOR (YORK REGION)

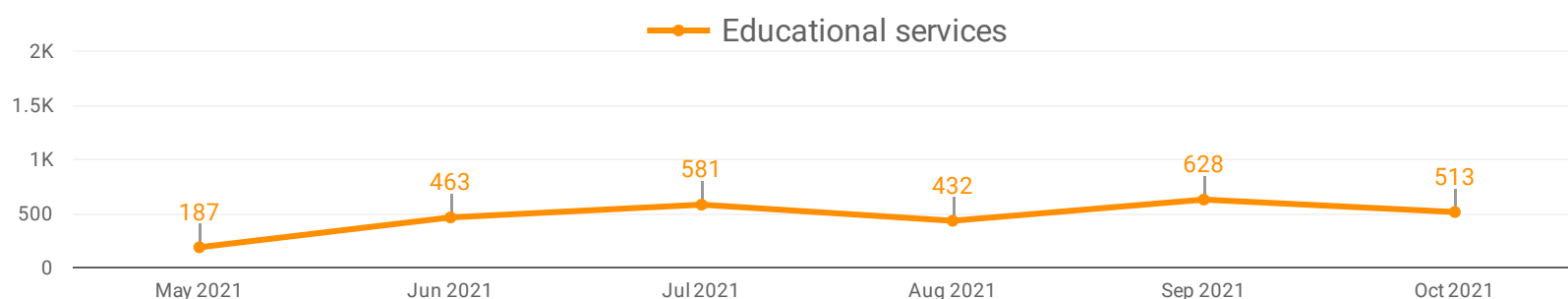
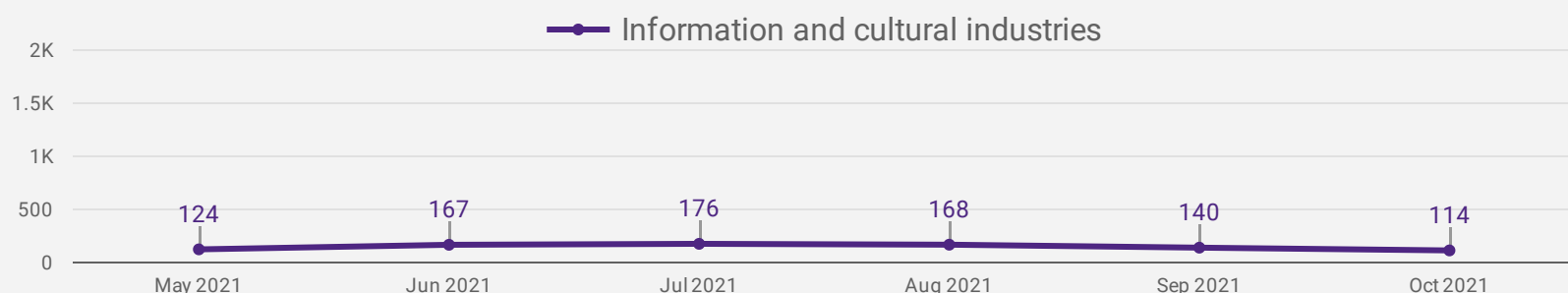
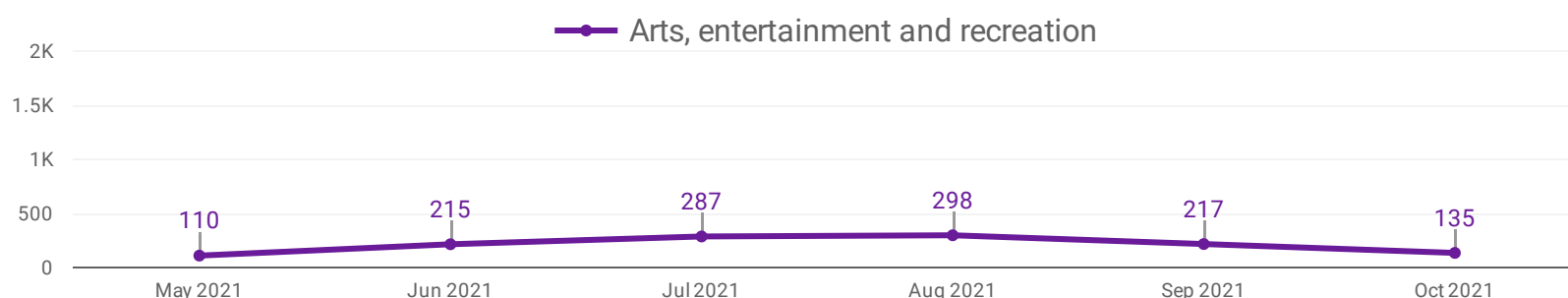
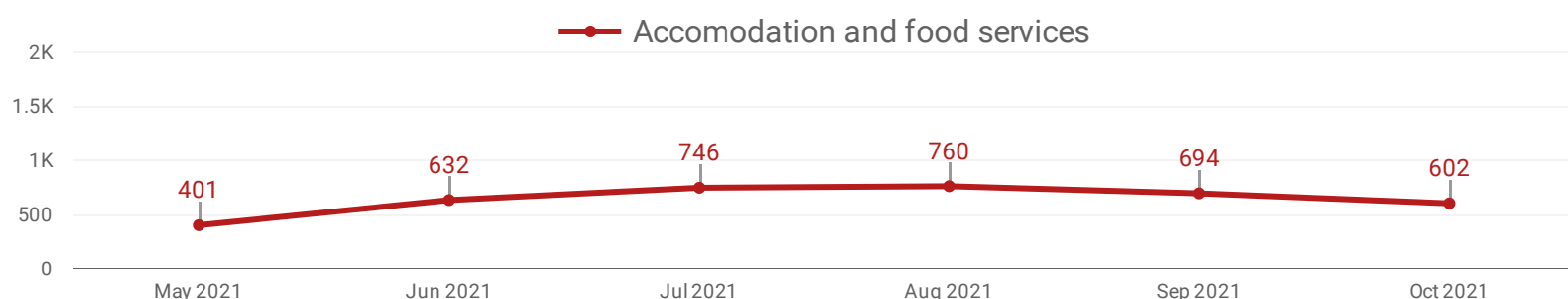
How many job postings were active for at least 1 day this month by sector?



NOTE: This graph cannot be filtered using the controls on the cover page

## DEMAND BY IMPACTED SECTOR (YORK REGION)

How many job postings were active for at least 1 day this month by sector?

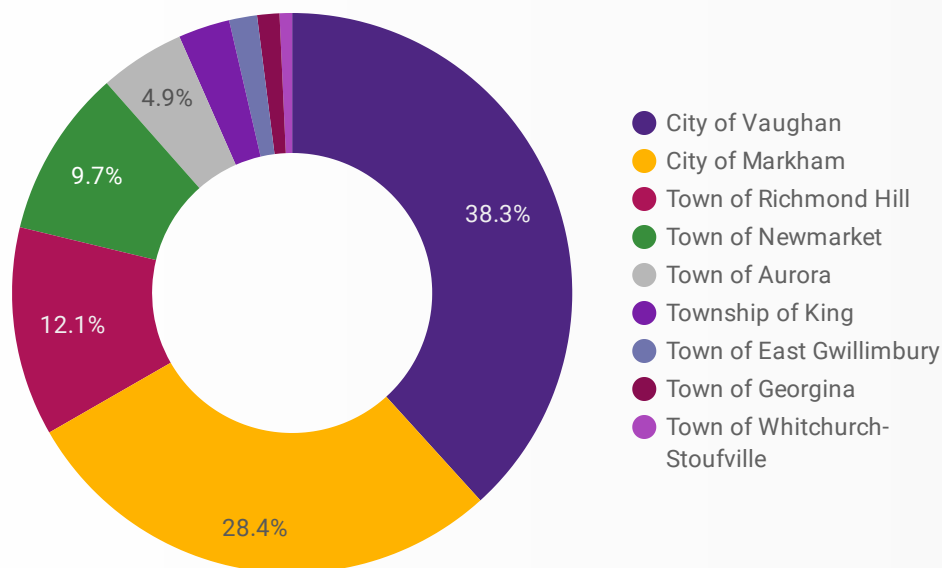


NOTE: This graph cannot be filtered using the controls on the cover page

## JOB POSTINGS BY MUNICIPALITY

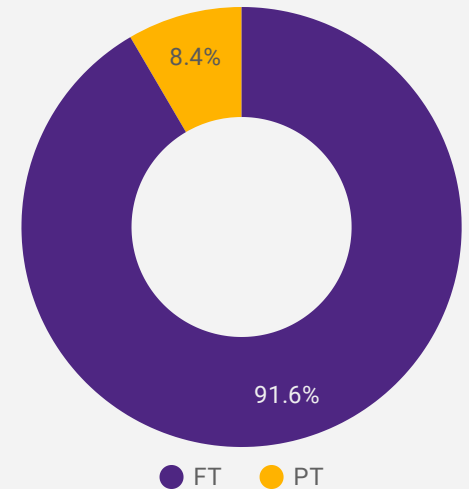
Where are job opportunities being offered?

	MUNICIPALITY	POSTING COUNT	AVG POSTING LENGTH IN DAYS	MEDIAN POSTING LENGTH IN DAYS
1.	City of Vaughan	9,487	19.3	18
2.	City of Markham	7,047	20.4	18
3.	Town of Richmond Hill	2,994	18.7	18
4.	Town of Newmarket	2,406	19.4	18
5.	Town of Aurora	1,220	17.4	18
6.	Township of King	738	9.6	3
7.	Town of East Gwillimbury	400	13.5	15
8.	Town of Georgina	318	19.3	18
9.	Town of Whitchurch-Stouffville	179	9.4	3



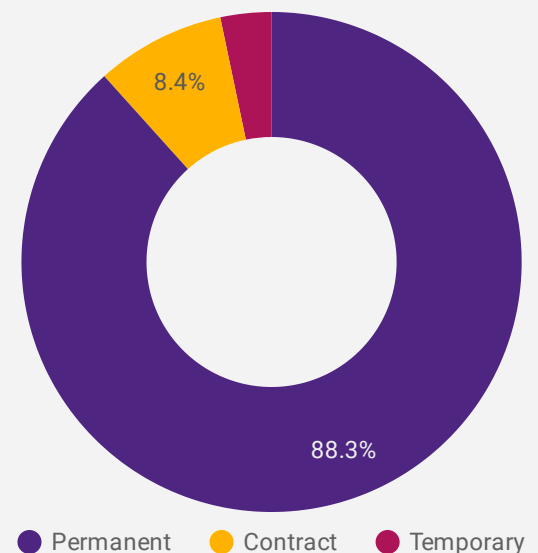
## JOB TYPE

Full-time vs Part-time



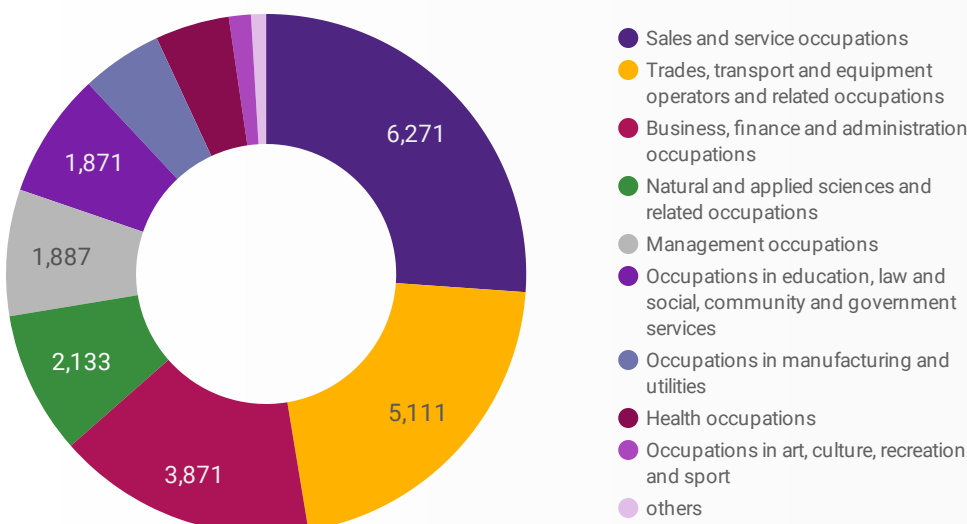
## JOB DURATION

Permanency of jobs posted



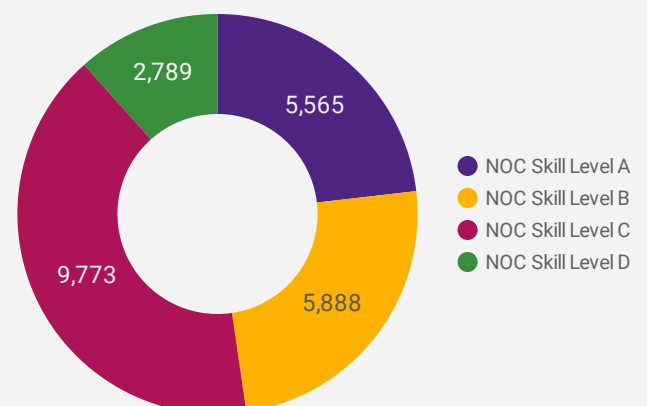
## JOB POSTINGS BY SKILL TYPE

What skill type is being recruited?



## JOB POSTINGS BY SKILL LEVEL

What education do occupations typically require?



Skill Level A = Usually University education | Skill Level B = Usually College education or Apprenticeship training | Skill Level C = Usually Secondary education or occupation-specific training | Skill Level D = Usually on-the-job training

## TOP HIRING EMPLOYERS & AGENCIES

Who is hiring?

	COMPANY	MUNICIPALITY	POSTINGS COUNT ▾	AVG POSTING LENGTH IN DAYS	MEDIAN POSTING LENGTH IN DAYS
1.	AMD	City of Markham	426	47.4	24
2.	Amazon Fulfillment	Township of King	350	2.1	2
3.	Amazon Fulfillment	City of Vaughan	214	2.3	2
4.	MARKHAM STOUFFVILLE HOSPITAL	City of Markham	196	16.5	18
5.	SOUTHLAKE REGIONAL HEALTH CENTRE	Town of Newmarket	168	42.8	18
6.	Amazon Fulfillment	City of Markham	155	2.2	2
7.	YORK REGION DISTRICT SCHOOL BOARD	City of Markham	122	17.1	18
8.	Amazon Fulfillment	Town of East Gwillimbury	122	1.9	2
9.	Amazon Fulfillment	Town of Richmond Hill	110	2.3	2
10.	Amazon Fulfillment	Town of Aurora	97	2.4	2
11.	IBM	City of Markham	94	18.5	18
12.	STAPLES CANADA	Town of Richmond Hill	84	16.2	15
13.	Global Employment	City of Vaughan	79	18.0	18
14.	Amazon Fulfillment	Town of Whitchurch-Stouffville	79	2.1	2
15.	Randstad Canada	City of Markham	76	55.3	69
16.	MACKENZIE HEALTH	Town of Richmond Hill	75	16.7	18
17.	TD	City of Markham	69	14.2	15
18.	MCDONALD'S	City of Vaughan	67	16.2	15
19.	YORK REGION DISTRICT SCHOOL BOARD	Town of Aurora	67	35.4	18
20.	Municipality of York	Town of Newmarket	63	14.8	14
21.	RANDSTAD	City of Vaughan	62	18.4	18
22.	CANADA'S WONDERLAND	City of Vaughan	62	17.9	18
23.	Advanced Skytech Canada Ltd.	City of Markham	62	18.5	18
24.	MACKENZIE HEALTH	City of Vaughan	61	16.4	18
25.	UPS	City of Vaughan	59	21.1	18
26.	Advanced Micro Devices	City of Markham	59	39.2	20
27.	YORK REGION DISTRICT SCHOOL BOARD	Town of Richmond Hill	57	20.1	18

## TOP HOURLY WAGES IN JOB POSTINGS

What are employers willing to pay to find the perfect candidate?

# of Minimum Wage Job Postings

488

	JOB TITLE	COMPANY	LOCATION	WAGE VALUE ▾
1.	Looking for Nurses	Gratitude Health	City of Vaughan	90 
2.	Director, Redevelopment - Planning And Transformation - Full Time- Markham Site	MARKHAM STOUFFVILLE HOSPITAL	City of Markham	83.7 
3.	Speech-language Pathologist	Woodbridge Speech-Language Therapy (WSLT)	City of Vaughan	80 
4.	Snow Removal	Snow Smart LTD.	City of Vaughan	80 
5.	Business Process Specialist	Morson Canada	City of Vaughan	75 
6.	NORTH YORK DRIVER. \$4.50 PER BOX. START TIME 2PM. 7 DAYS A WEEK	Kijiji Jobs	City of Vaughan	75 
7.	Rmt (registered Massage Therapist)	Premier Spine And Sport Rehabilitation & Wellness	City of Vaughan	75 
8.	Ot (occupational Therapist)	RNS Healthcare Services Inc.	Town of Newmarket	70 
9.	Psychologist/Psychological Associate - Permanent and Temporary Positions	YORK CATHOLIC DISTRICT SCHOOL BOARD	Town of Aurora	65.96 
10.	Temp Legal Assistant	EMPIRE COMMUNITIES	City of Vaughan	65 
11.	Business System Analyst	TEKsystems	City of Vaughan	65 
				1 - 100 / 7837 < >

## TOP SALARIES IN JOB POSTINGS

What are employers willing to pay to find the perfect candidate?

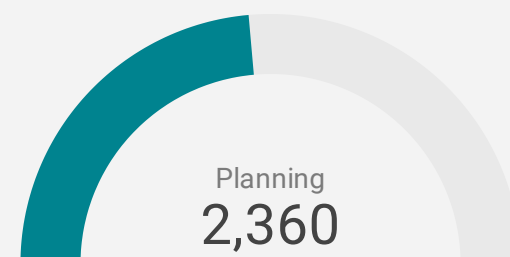
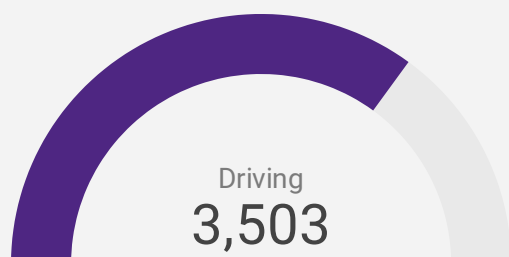
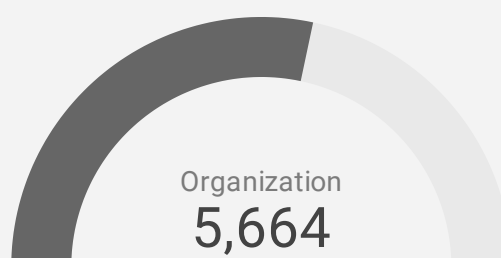
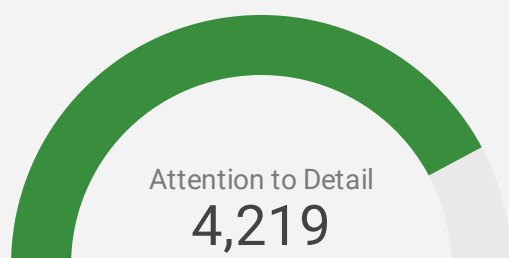
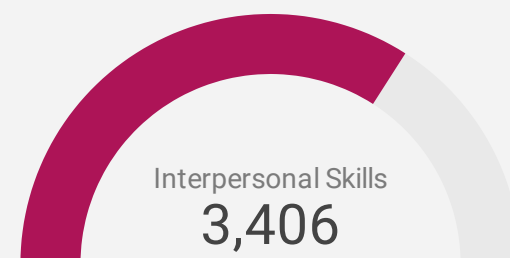
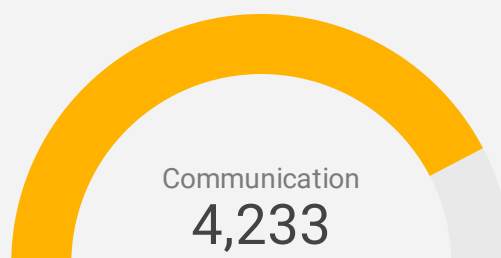
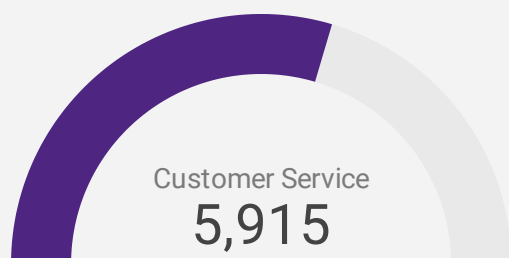
	JOB TITLE	COMPANY	LOCATION	WAGE VALUE ▾
1.	General Dentist	MAPLE FAMILY DENTISTRY	City of Vaughan	350,000 
2.	Realtor	One Percent Realty Ltd. Brokerage	City of Markham	350,000 
3.	General Dentist	14th Avenue Dentistry	City of Markham	315,065 
4.	Dentist Full Time / Part Time Richmond Hill	RICHMOND GREEN DENTAL CARE	Town of Richmond Hill	315,065 
5.	Property Claims Adjuster	Sobel Adjusting Solutions - Canadas Leading Public Insurance Adjusters	City of Vaughan	300,000 
6.	Primary Care Physician - Telemedicine	Jack Nathan Health	City of Markham	300,000 
7.	Account Manager	THE BILL ADVISERS CORPORATION	City of Markham	300,000 
8.	Family Physician (aurora Medical Clinic)	Confidential	Town of Aurora	300,000 
9.	Real Estate Agent	Century 21 The One Realty	City of Markham	250,000 
				1 - 100 / 10559 < >

## TOP IN-DEMAND SKILLS

How many times were these skills found in job postings?

ACTIVE JOB POSTINGS THIS MONTH

25,369

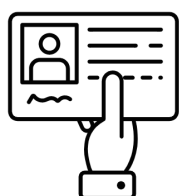


## KEY JOB REQUIREMENTS

How often are these requirements desired in job postings?

ACTIVE JOB POSTINGS THIS MONTH

25,369



Driver's License  
343



Bilingualism preferred or required  
806



Regular Access to a Vehicle  
479



Criminal Record Check  
712

## TOP OCCUPATIONS BY SKILL, FREQUENCY & DURATION

What jobs are in-demand and/or hard to fill?

	4 DIGIT NOC	4 DIGIT NOC NAME	SKILL LEVEL	POSTING COUNT	AVG POSTING LENGTH IN DAYS	MEDIAN POSTING LENGTH IN DAYS
1.	7452	Material handlers	NOC Skill Level C	2,662	9.8	4
2.	6421	Retail salespersons	NOC Skill Level C	1,111	17.5	18
3.	6552	Other customer and information services representatives	NOC Skill Level C	768	18.2	18
4.	1241	Administrative assistants	NOC Skill Level B	591	18.8	18
5.	6711	Food counter attendants, kitchen helpers and related support occupations	NOC Skill Level D	544	18.2	18
6.	9537	Other products assemblers, finishers and inspectors	NOC Skill Level C	443	18.7	18
7.	4412	Home support workers, housekeepers and related occupations	NOC Skill Level C	436	21.5	18
8.	6322	Cooks	NOC Skill Level B	430	21.9	18
9.	621	Retail and wholesale trade managers	NOC Skill Level A	418	17.4	18
10.	6622	Store shelf stockers, clerks and order fillers	NOC Skill Level D	355	15.8	18
11.	7511	Transport truck drivers	NOC Skill Level C	354	17.4	18
12.	1414	Receptionists	NOC Skill Level C	345	17.5	18
13.	6623	Other sales related occupations	NOC Skill Level D	319	18.0	18
14.	4032	Elementary school and kindergarten teachers	NOC Skill Level A	293	17.8	18
15.	7514	Delivery and courier service drivers	NOC Skill Level C	288	18.3	18
16.	6513	Food and beverage servers	NOC Skill Level C	280	19.2	18
17.	2173	Software engineers and designers	NOC Skill Level A	277	33.1	18
18.	1431	Accounting and related clerks	NOC Skill Level C	265	17.6	18
19.	6611	Cashiers	NOC Skill Level D	244	17.6	18
20.	1521	Shippers and receivers	NOC Skill Level C	242	19.1	18
21.	1123	Professional occupations in advertising, marketing and public relations	NOC Skill Level A	240	19.1	18
22.	6731	Light duty cleaners	NOC Skill Level D	230	19.6	18
23.	6541	Security guards and related security service occupations	NOC Skill Level C	200	17.4	18
24.	3012	Registered nurses and registered psychiatric nurses	NOC Skill Level A	196	32.8	15
25.	2171	Information systems analysts and consultants	NOC Skill Level A	195	22.2	18
26.	2132	Mechanical engineers	NOC Skill Level A	195	38.3	18
27.	1114	Other financial officers	NOC Skill Level A	190	19.7	18
28.	7611	Construction trades helpers and labourers	NOC Skill Level D	187	19.6	18
29.	4214	Early childhood educators and assistants	NOC Skill Level B	184	21.2	18

## JOB POSTINGS BY 3-DIGIT NATIONAL OCCUPATION CLASSIFICATION

What jobs are hard to fill and/or in-demand?

	3 DIGIT NOC	3 DIGIT NOC NAME	SKILL LEVEL	POSTING COUNT ▾	AVG POSTING LENGTH IN DAYS	MEDIAN POSTING LENGTH IN DAYS
1.	745	Longshore workers and material handlers	NOC Skill Level C	2,662	9.8	4
2.	642	Retail salespersons	NOC Skill Level C	1,111	17.5	18
3.	655	Customer and information services representatives	NOC Skill Level C	850	18.1	18
4.	124	Office administrative assistants - general, legal and medical	NOC Skill Level B	732	18.6	18
5.	662	Other sales support and related occupations	NOC Skill Level D	675	16.8	18
6.	751	Motor vehicle and transit drivers	NOC Skill Level C	674	18.0	18
7.	217	Computer and information systems professionals	NOC Skill Level A	611	29.1	18
8.	441	Home care providers and educational support occupations	NOC Skill Level C	581	26.4	18
9.	671	Food counter attendants, kitchen helpers and related support occupations	NOC Skill Level D	544	18.2	18
10.	673	Cleaners	NOC Skill Level D	520	19.0	18
11.	632	Chefs and cooks	NOC Skill Level B	518	21.3	18
12.	152	Supply chain logistics, tracking and scheduling co-ordination occupations	NOC Skill Level C	517	18.2	18
13.	112	Human resources and business service professionals	NOC Skill Level A	492	18.7	18
14.	953	Other assembly and related occupations	NOC Skill Level C	492	18.7	18
15.	141	General office workers	NOC Skill Level C	480	17.6	18
16.	122	Administrative and regulatory occupations	NOC Skill Level B	452	20.2	18
17.	421	Paraprofessional occupations in legal, social, community and education services	NOC Skill Level B	428	19.8	18
18.	062	Retail and wholesale trade managers	NOC Skill Level A	418	17.4	18
19.	403	Secondary and elementary school teachers and educational counsellors	NOC Skill Level A	410	19.0	18
20.	651	Occupations in food and beverage service	NOC Skill Level C	409	19.1	18
21.	111	Auditors, accountants and investment professionals	NOC Skill Level A	371	19.7	18
22.	213	Civil, mechanical, electrical and chemical engineers	NOC Skill Level A	365	29.5	18
23.	143	Financial, insurance and related administrative support workers	NOC Skill Level C	338	17.8	18
24.	214	Other engineers	NOC Skill Level A	295	29.0	18
25.	341	Assisting occupations in support of health services	NOC Skill Level C	295	18.4	18
26.	071	Managers in customer and personal services, n.e.c.	NOC Skill Level A	295	20.0	18
27.	761	Trades helpers and labourers	NOC Skill Level D	293	18.6	18
28.	011	Senior managers - construction, transportation, production and utilities	NOC Skill Level A	285	23.3	18
					1 - 50 / 139	< >

## JOB POSTINGS BY 2-DIGIT NATIONAL OCCUPATION CLASSIFICATION

What jobs are hard to fill and/or in-demand?

	2 DIGIT NOC	2 DIGIT NOC NAME	SKILL LEVEL	POSTING COUNT ▾	AVG POSTING LENGTH IN DAYS	MEDIAN POSTING LENGTH IN DAYS
1.	74	Other installers, repairers and servicers and material handlers	NOC Skill Level C	2,774	10.2	5
2.	65	Service representatives and other customer and personal services occupations	NOC Skill Level C	1,705	18.2	18
3.	21	Professional occupations in natural and applied sciences	NOC Skill Level A	1,412	28.3	18
4.	12	Administrative and financial supervisors and administrative occupations	NOC Skill Level B	1,382	19.6	18
5.	64	Sales representatives and salespersons - wholesale and retail trade	NOC Skill Level C	1,171	17.5	18
6.	67	Service support and other service occupations, n.e.c.	NOC Skill Level D	1,128	18.5	18
7.	66	Sales support occupations	NOC Skill Level D	919	17.0	18
8.	14	Office support occupations	NOC Skill Level C	899	17.7	18
9.	11	Professional occupations in business and finance	NOC Skill Level A	863	19.1	18
10.	63	Service supervisors and specialized service occupations	NOC Skill Level B	855	22.2	18
11.	75	Transport and heavy equipment operation and related maintenance occupations	NOC Skill Level C	784	18.4	18
12.	72	Industrial, electrical and construction trades	NOC Skill Level B	740	22.6	18
13.	22	Technical occupations related to natural and applied sciences	NOC Skill Level B	721	20.9	18
14.	01	Senior managers - construction, transportation, production and utilities	NOC Skill Level A	662	24.1	18
15.	95	Assemblers in manufacturing	NOC Skill Level C	621	18.5	18
16.	06	Middle management occupations in retail and wholesale trade and customer services	NOC Skill Level A	618	19.6	18
17.	44	Care providers and educational, legal and public protection support occupations	NOC Skill Level C	590	26.3	18
18.	15	Distribution, tracking and scheduling co-ordination occupations	NOC Skill Level C	548	18.0	18
19.	62	Retail sales supervisors and specialized sales occupations	NOC Skill Level B	493	21.3	18
20.	73	Maintenance and equipment operation trades	NOC Skill Level B	430	21.9	18
21.	42	Paraprofessional occupations in legal, social, community and education services	NOC Skill Level B	428	19.8	18
22.	41	Professional occupations in law and social, community and government services	NOC Skill Level A	428	20.0	18
23.	40	Professional occupations in education services	NOC Skill Level A	421	19.0	18
24.	76	Trades helpers, construction labourers and related occupations	NOC Skill Level D	383	18.1	18
25.	32	Technical occupations in health	NOC Skill Level B	367	17.5	18
26.	94	Processing and manufacturing machine operators and related production workers	NOC Skill Level C	330	20.6	18
					1 - 46 / 46	< >

## MULTILINGUAL JOB POSTINGS BY THE NUMBERS

ACTIVE POSTINGS  
**1,521**

NEW POSTINGS  
**638**

COMPANIES  
**769**

LANGUAGES  
**11**

## # OF DAYS POSTED

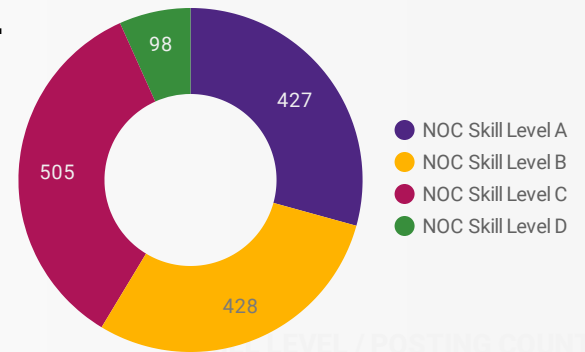
AVERAGE  
**19.4**

MEDIAN  
**18**

## MULTILINGUAL JOB POSTINGS BY SKILL LEVEL

What language skills are employers looking for by occupational skill level?

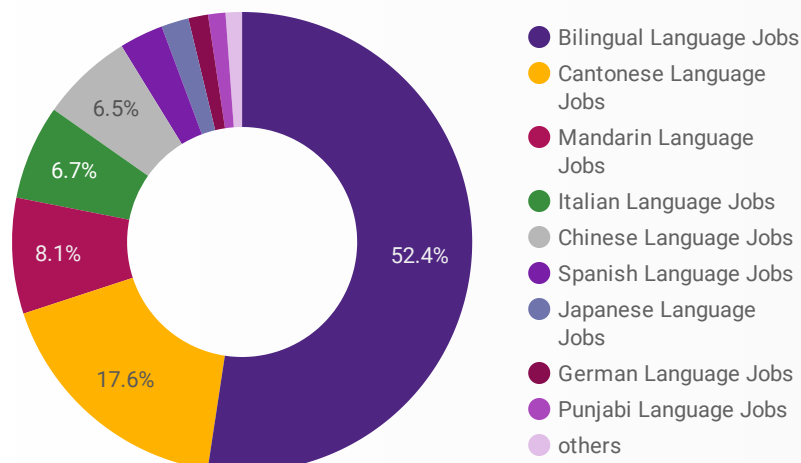
- 427** Skill Level A - Management/ Professional Occupations usually requiring University
- 428** Skill Level B - Usually college education or apprenticeship training
- 505** Skill Level C - Usually secondary education or occupation-specific training
- 98** Skill Level D - Usually on-the-job training



LANGUAGES	NOC Skill Level A	NOC Skill Level B	NOC Skill Level C	NOC Skill Level D
Bilingual Language Jobs	283	175	257	46
Cantonese Language Jobs	50	78	116	8
Mandarin Language Jobs	28	43	34	7
Italian Language Jobs	5	58	27	15
Chinese Language Jobs	30	23	32	9
Spanish Language Jobs	7	11	25	2
Japanese Language Jobs	4	21	1	6
German Language Jobs	12	9	5	
Punjabi Language Jobs	2	7	5	1
Arabic Language Jobs	6	1	2	3
Vietnamese Language Jobs		2	1	1

## LANGUAGE SKILLS BREAKDOWN

Which kinds of language skills do employers seek?



LANGUAGES	POSTING COUNT
1. Bilingual Language Jobs	806
2. Cantonese Language Jobs	257
3. Mandarin Language Jobs	119
4. Italian Language Jobs	105
5. Chinese Language Jobs	96
6. Spanish Language Jobs	46
7. Japanese Language Jobs	32
8. German Language Jobs	27
9. Punjabi Language Jobs	16
10. Arabic Language Jobs	13

## LANGUAGE SKILLS BEING RECRUITED BY SKILL TYPE

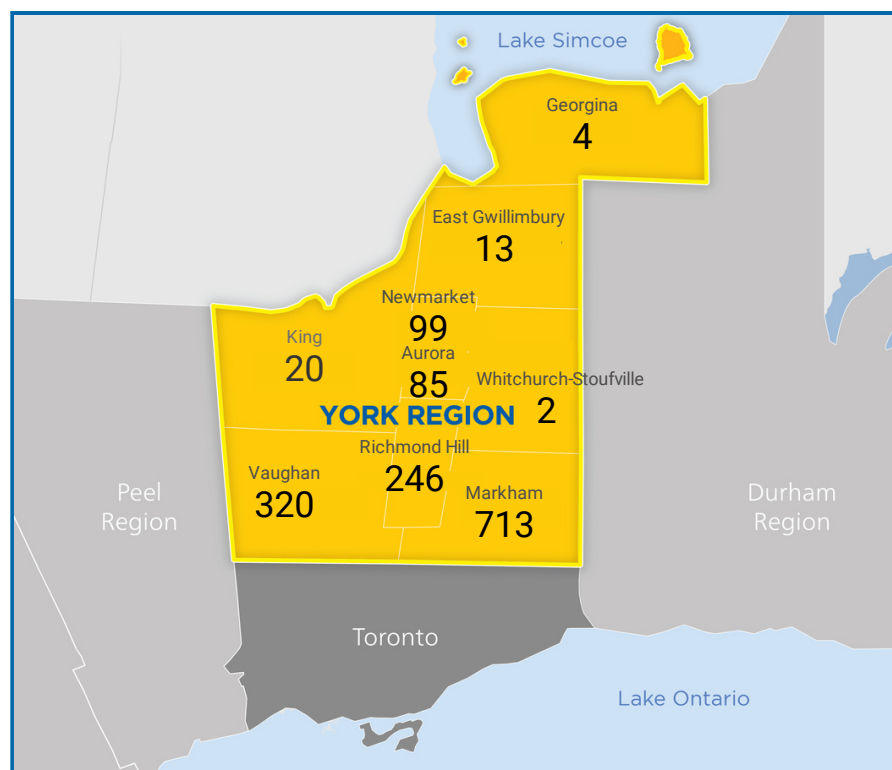
What language skills are sought by 1-Digit NOC?

SKILL TYPE NAME	Bilingual ...	Cantonese...	Mandarin...	Italian La...	Chinese ...	Spanish ...	Grand total
Business, finance and administration occu...	145	95	48	16	27	10	352
Health occupations	21	21	6	2	9		59
Management occupations	80	17	8	5	14	4	137
Natural and applied sciences and related o...	50	10	6		3	3	77
Natural resources, agriculture and related ...	1				1	3	5
Occupations in art, culture, recreation and ...	5	3	2		3		15
Occupations in education, law and social, ...	184	17	7	2	5	2	227
Occupations in manufacturing and utilities	4	5		6	4	3	26
Sales and service occupations	242	72	27	72	26	19	504
Trades, transport and equipment operator...	29	12	8	2	2	1	56
<b>Grand total</b>	<b>761</b>	<b>252</b>	<b>112</b>	<b>105</b>	<b>94</b>	<b>45</b>	<b>1,458</b>

## MULTILINGUAL JOB POSTINGS BY MUNICIPALITY

What language skills are sought by 4-Digit NOC?

	MUNICIPALITY	JOB LANGUAGES ▼	AVG POSTING LENGTH IN DAYS	MEDIAN POSTING LENGTH IN DAYS
1.	City of Markham	713	20.4	18
2.	City of Vaughan	320	19.3	18
3.	Town of Richmond Hill	246	18.7	18
4.	Town of Newmarket	99	19.4	18
5.	Town of Aurora	85	17.4	18
6.	Township of King	20	9.6	3
7.	Town of East Gwillimbury	13	13.5	15
8.	Town of Georgina	4	19.3	18
9.	Town of Whitchurch-Stouffville	2	9.4	3



## LANGUAGE DEMAND BY JOB

What language skills are sought by 4-Digit NOC?

4 DIGIT NOC NAME		POSTINGS ▾
1.	Other customer and information services re...	131
2.	Elementary school and kindergarten teachers	75
3.	Administrative assistants	70
4.	Retail salespersons	61
5.	Cooks	59
6.	Receptionists	46
7.	Other sales related occupations	44
8.	Professional occupations in advertising, ma...	35
9.	Retail and wholesale trade managers	32
10.	Food and beverage servers	31
11.	Other instructors	28
12.	Advertising, marketing and public relations ...	26
13.	Chefs	26
14.	Home support workers, housekeepers and r...	25
15.	Material handlers	24
16.	Accounting and related clerks	24
17.	Secondary school teachers	18
18.	Human resources professionals	16
19.	Business development officers and marketi...	16
20.	Other financial officers	16
21.	Human resources and recruitment officers	15
22.	Hotel front desk clerks	15
23.	User support technicians	15
24.	Cashiers	14
25.	Food counter attendants, kitchen helpers an...	14
26.	Social workers	13
27.	Nurse aides, orderlies and patient service a...	12
28.	Administrative officers	12
29.	Data entry clerks	12
30.	Other medical technologists and technician...	12
31.	Technical sales specialists - wholesale trade	11
1 - 100 / 190		< >

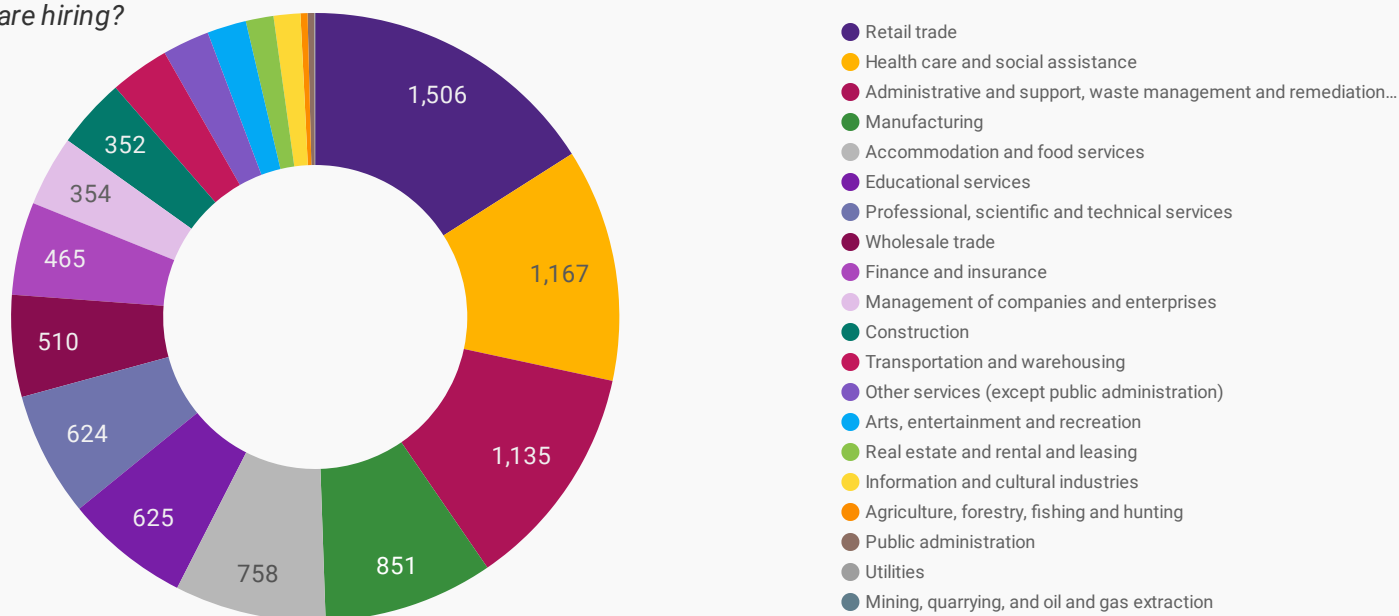
## MULTILINGUAL HIRING EMPLOYERS

Which employers are seeking multilingual candidates?

COMPANY		POSTINGS ▾
1.	YORK REGION DISTRICT SCHOOL BOARD	68
2.	YORK CATHOLIC DISTRICT SCHOOL BOARD	24
3.	IBM	20
4.	Kijiji Jobs	18
5.	YEE HONG CENTRE FOR GERIATRIC CARE	14
6.	Randstad Canada	14
7.	Farm Boy Inc.	11
8.	WSP	10
9.	ADIDAS	10
10.	T&T Supermarket INC	10
11.	Advanced Skytech Canada Ltd.	10
12.	Tapagria Spanish Tapas Restaurant	10
13.	Manpower	8
14.	Stonefire Bar and Grill	8
15.	CBI Health	8
16.	RANDSTAD	8
17.	BGIS	8
18.	TD	8
19.	STAPLES CANADA	8
20.	LAURA CANADA	8
21.	HSBC	8
22.	JY Care	8
23.	TD BANK	8
24.	SENTREX	7
25.	Kinark Child & Family Services	7
26.	Farm Boy	7
27.	Brookdale Treeland Nurseries Ltd	7
28.	RW&CO.	7
29.	TeamViewer GmbH	6
30.	Nascosto Ristorante	6
1 - 50 / 772		< >

## TOP HIRING SECTORS BY 2-DIGIT NAICS CODE

What sectors are hiring?



	2-DIGIT NAICS LABEL	NAICS CODE	POSTING COUNT	AVG POSTING LENGTH IN DAYS	MEDIAN POSTING LENGTH IN DAYS
1.	Retail trade	44-45	1,506	18.0	18
2.	Health care and social assistance	62	1,167	20.5	18
3.	Administrative and support, waste management and remediation services	56	1,135	19.7	18
4.	Manufacturing	31-33	851	19.9	18
5.	Accommodation and food services	72	758	20.8	18
6.	Educational services	61	625	20.3	18
7.	Professional, scientific and technical services	54	624	19.8	18
8.	Wholesale trade	41	510	18.9	18
9.	Finance and insurance	52	465	17.2	18
10.	Management of companies and enterprises	55	354	18.4	18
11.	Construction	23	352	21.4	18
12.	Transportation and warehousing	48-49	297	21.9	18
13.	Other services (except public administration)	81	235	20.2	18
14.	Arts, entertainment and recreation	71	196	18.7	18
15.	Real estate and rental and leasing	53	139	22.3	18
16.	Information and cultural industries	51	134	17.2	18
17.	Agriculture, forestry, fishing and hunting	11	35	17.6	18
18.	Public administration	91	33	17.2	18
19.	Utilities	22	3	18.0	18
20.	Mining, quarrying, and oil and gas extraction	21	2	18.0	18

NOTE: NAICS code 56 includes Employment Agencies. Manufacturing includes codes 31-33, Retail Trade includes codes 44-45 and Transportation and Warehousing includes codes 48-49.

## TOP HIRING SECTORS BY 3-DIGIT NAICS CODE

What sectors are hiring?

	3-DIGIT NAICS LABEL	NAICS CODE	POSTING COUNT ▾	AVG POSTING LENGTH IN DAYS	MEDIAN POSTING LENGTH IN DAYS
1.	Administrative and support services	561	1,127	19.7	18
2.	Food services and drinking places	722	728	20.9	18
3.	Educational services	611	625	20.3	18
4.	Professional, scientific and technical services	541	624	19.8	18
5.	Hospitals	622	504	23.7	18
6.	Ambulatory health care services	621	389	18.2	18
7.	Management of companies and enterprises	551	354	18.4	18
8.	Clothing and clothing accessories stores	448	329	18.1	18
9.	Credit intermediation and related activities	522	299	17.1	15
10.	Food and beverage stores	445	242	20.2	18
11.	Social assistance	624	227	17.6	18
12.	Specialty trade contractors	238	213	21.8	18
13.	Amusement, gambling and recreation industries	713	186	18.7	18
14.	Health and personal care stores	446	182	16.4	18
15.	Motor vehicle and parts dealers	441	176	17.9	18
16.	Fabricated metal product manufacturing	332	157	19.7	18
17.	Building material and supplies merchant wholesalers	416	151	19.4	18
18.	Couriers and messengers	492	143	16.2	18
19.	Insurance carriers and related activities	524	132	17.5	18
20.	Building material and garden equipment and supplies dealers	444	131	18.1	18
21.	Furniture and home furnishings stores	442	122	20.2	18
22.	Machinery manufacturing	333	106	18.8	18
23.	General merchandise stores	452	105	12.3	12
24.	Repair and maintenance	811	104	17.9	18
25.	Personal and household goods merchant wholesalers	414	102	20.3	18
26.	Construction of buildings	236	98	19.7	18
27.	Electronics and appliance stores	443	96	18.4	18
28.	Machinery, equipment and supplies merchant wholesalers	417	96	17.3	18
29.	Truck transportation	484	93	18.2	18
30.	Personal and laundry services	812	85	25.3	18
31.	Computer and electronic product manufacturing	334	81	22.6	18

## TOP HIRING SECTORS BY 4-DIGIT NAICS CODE

What sectors are hiring?

	4-DIGIT NAICS LABEL	NAICS CODE	POSTING COUNT ▾	AVG POSTING LENGTH IN DAYS	MEDIAN POSTING LENGTH IN DAYS
1.	Employment services	5613	802	20.0	18
2.	Full-service restaurants and limited-service eating places	7225	716	20.5	18
3.	General medical and surgical hospitals	6221	503	23.8	18
4.	Elementary and secondary schools	6111	497	20.3	18
5.	Management of companies and enterprises	5511	354	18.4	18
6.	Depository credit intermediation	5221	287	16.7	15
7.	Clothing stores	4481	277	18.3	18
8.	Architectural, engineering and related services	5413	190	21.7	18
9.	Services to buildings and dwellings	5617	185	19.3	18
10.	Health and personal care stores	4461	182	16.4	18
11.	Grocery stores	4451	168	19.3	18
12.	Automobile dealers	4411	147	18.0	18
13.	Offices of other health practitioners	6213	142	18.4	18
14.	Child day-care services	6244	141	17.9	18
15.	Agencies, brokerages and other insurance related activities	5242	130	17.5	18
16.	Building material and supplies dealers	4441	128	17.7	18
17.	Computer systems design and related services	5415	127	20.5	18
18.	Other schools and instruction	6116	119	20.1	18
19.	Offices of dentists	6212	118	17.8	18
20.	Other amusement and recreation industries	7139	117	19.2	18
21.	Architectural and structural metals manufacturing	3323	108	20.4	18
22.	Investigation and security services	5616	103	17.0	18
23.	Electronics and appliance stores	4431	96	18.4	18
24.	General freight trucking	4841	86	18.2	18
25.	Other professional, scientific and technical services	5419	84	17.4	18
26.	Individual and family services	6241	81	17.0	18
27.	Couriers	4921	80	12.6	14
28.	Management, scientific and technical consulting services	5416	78	18.8	18
29.	Building equipment contractors	2382	76	24.4	18
30.	Automotive repair and maintenance	8111	75	17.8	18
31.	Department stores	4521	74	8.0	3

## TOP HIRING SECTORS BY 5-DIGIT NAICS CODE

What sectors are hiring?

	5-DIGIT NAICS LABEL	NAICS CODE	POSTING COUNT ▾	AVG POSTING LENGTH IN DAYS	MEDIAN POSTING LENGTH IN DAYS
1.	Employment placement agencies and executive search services	56131	740	20.0	18
2.	Full-service restaurants and limited-service eating places	72251	716	20.5	18
3.	General medical and surgical hospitals	62211	503	23.8	18
4.	Elementary and secondary schools	61111	497	20.3	18
5.	Management of companies and enterprises	55111	354	18.4	18
6.	Banking	52211	286	16.7	15
7.	Supermarkets and other grocery (except convenience) stores	44511	167	19.3	18
8.	Engineering services	54133	151	22.0	18
9.	New car dealers	44111	142	17.7	18
10.	Child day-care services	62441	141	17.9	18
11.	Computer systems design and related services	54151	127	20.5	18
12.	Landscaping services	56173	121	20.2	18
13.	Offices of dentists	62121	118	17.8	18
14.	Family clothing stores	44814	100	18.7	18
15.	Electronics and appliance stores	44314	96	18.4	18
16.	Ornamental and architectural metal product manufacturing	33232	94	20.6	18
17.	Insurance agencies and brokerages	52421	92	17.8	18
18.	All other schools and instruction	61169	89	21.1	18
19.	Pharmacies and drug stores	44611	88	13.9	15
20.	Other clothing stores	44819	84	18.2	18
21.	Fitness and recreational sports centres	71394	83	20.1	18
22.	Couriers	49211	80	12.6	14
23.	Department stores	45211	74	8.0	3
24.	Residential building construction	23611	71	19.6	18
25.	Other plastic product manufacturing	32619	69	18.7	18
26.	Management consulting services	54161	64	19.5	18
27.	Local messengers and local delivery	49221	63	20.8	18
28.	Offices of all other health practitioners	62139	63	18.1	18
29.	Amusement and theme parks	71311	62	17.9	18
30.	Temporary help services	56132	62	20.9	18
31.	Furniture stores	44211	60	24.9	18

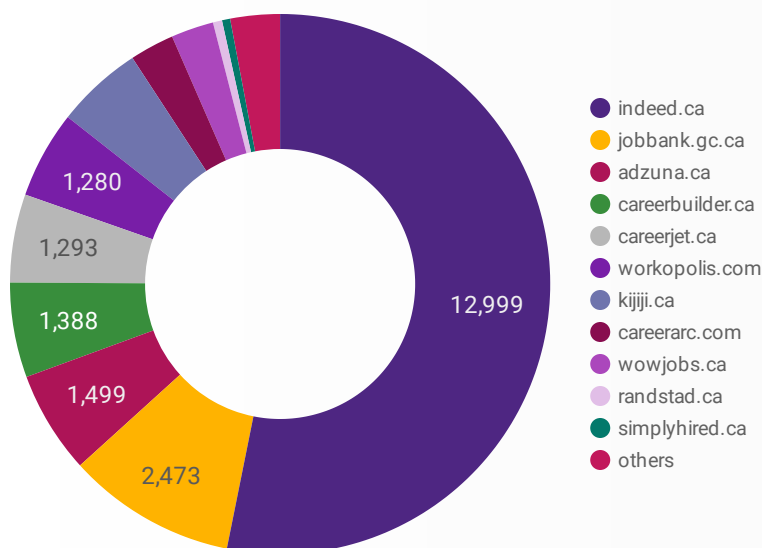
## TOP HIRING SECTORS BY 6-DIGIT NAICS CODE

What sectors are hiring?

	6-DIGIT NAICS LABEL	NAICS CODE	POSTING COUNT	AVG POSTING LENGTH IN DAYS	MEDIAN POSTING LENGTH IN DAYS
1.	Employment placement agencies and executive search services	561310	740	20.0	18
2.	Full-service restaurants	722511	526	21.6	18
3.	Elementary and secondary schools	611110	497	20.3	18
4.	Holding companies	551113	354	18.4	18
5.	General (except paediatric) hospitals	622111	307	29.0	18
6.	Corporate and institutional banking industry	522112	274	16.5	15
7.	Paediatric hospitals	622112	196	16.5	18
8.	Limited-service eating places	722512	190	17.7	18
9.	Supermarkets and other grocery (except convenience) stores	445110	167	19.3	18
10.	Engineering services	541330	151	22.0	18
11.	New car dealers	441110	142	17.7	18
12.	Child day-care services	624410	141	17.9	18
13.	Computer systems design and related services (except video game design and development)	541514	127	20.5	18
14.	Landscaping services	561730	121	20.2	18
15.	Offices of dentists	621210	118	17.8	18
16.	Family clothing stores	448140	100	18.7	18
17.	Appliance, television and other electronics stores	443143	95	18.4	18
18.	Insurance agencies and brokerages	524210	92	17.8	18
19.	All other schools and instruction	611690	89	21.1	18
20.	Pharmacies and drug stores	446110	88	13.9	15
21.	All other clothing stores	448199	84	18.2	18
22.	Fitness and recreational sports centres	713940	83	20.1	18
23.	Couriers	492110	80	12.6	14
24.	Department stores	452110	74	8.0	3
25.	Residential building construction	236110	71	19.6	18
26.	Offices of all other health practitioners	621390	63	18.1	18
27.	Local messengers and local delivery	492210	63	20.8	18
28.	Amusement and theme parks	713110	62	17.9	18
29.	Temporary help services	561320	62	20.9	18
30.	Veterinary services	541940	60	17.5	18

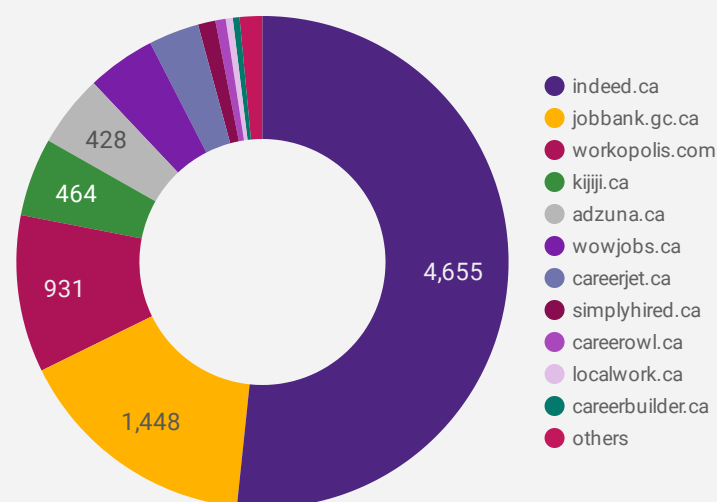
## JOB POSTINGS BY JOB BOARD

What share of unique job postings appear on each job board?



## COMPANIES BY JOB BOARD

What share of unique job postings appear on each job board?



## JOB POSTING DETAILS BY JOB BOARD

How does job posting activity differ by job board?

	JOB BOARD	POSTING COUNT ▾	AVG POSTING LENGTH IN DAYS	MEDIAN POSTING LENGTH IN DAYS	# OF COMPANIES
1.	indeed.ca	12,999	18.0	18	4,655
2.	jobbank.gc.ca	2,473	35.8	27	1,448
3.	adzuna.ca	1,499	15.0	15	428
4.	careerbuilder.ca	1,388	4.0	2	40
5.	careerjet.ca	1,293	27.4	15	299
6.	workopolis.com	1,280	15.0	15	931
7.	kijiji.ca	1,268	15.0	15	464
8.	careerarc.com	650	45.7	27	27
9.	wowjobs.ca	623	16.0	16	406
10.	randstad.ca	134	59.1	79	1
11.	simplyhired.ca	119	15.2	15	103
12.	itjobs.ca	119	31.5	19	12
13.	network.applytoeducation.com	115	24.4	8	5
14.	jobillico.com	106	14.1	10	32
15.	york.njoyn.com	100	14.6	14	1
16.	careerowl.ca	79	77.7	82	61
17.	localwork.ca	62	35.0	32	42
18.	charityvillage.com	29	15.0	15	22