

JOB DEMAND REPORT

NOVEMBER 2021

HIGHLIGHTS

JOB POSTINGS BY THE NUMBERS

POSTING COUNT	NEW THIS MONTH	COMPANIES	JOB BOARDS
23,349	14,428	7,397	36

OF DAYS POSTED

AVERAGE	MEDIAN
20.2	18

REPORT BUILDER

The default filter selection below will show all job demand data for the month. You can use the filters to create a customized report for the purpose of understanding a subset of the data.

OCCUPATION FILTERS

SKILL TYPE NAME / 1-DIGIT NOC	▼
MAJOR GROUP / 2-DIGIT NOC	▼
MINOR GROUP / 3-DIGIT NOC	▼
UNIT GROUP / 4-DIGIT NOC	▼
SKILL LEVEL	▼
JOB TYPE	▼
JOB DURATION	▼
ADDITIONAL LANGUAGE	▼
SPECIFIC JOB TAGS	▼

INDUSTRY/SECTOR FILTERS

HIRING SECTOR BY 2-DIGIT NAICS CODE	▼
HIRING SECTOR BY 3-DIGIT NAICS CODE	▼
HIRING SECTOR BY 4-DIGIT NAICS CODE	▼
HIRING SECTOR BY 5-DIGIT NAICS CODE	▼
HIRING SECTOR BY 6-DIGIT NAICS CODE	▼

OTHER FILTERS

MUNICIPALITY	▼
JOB BOARD	▼

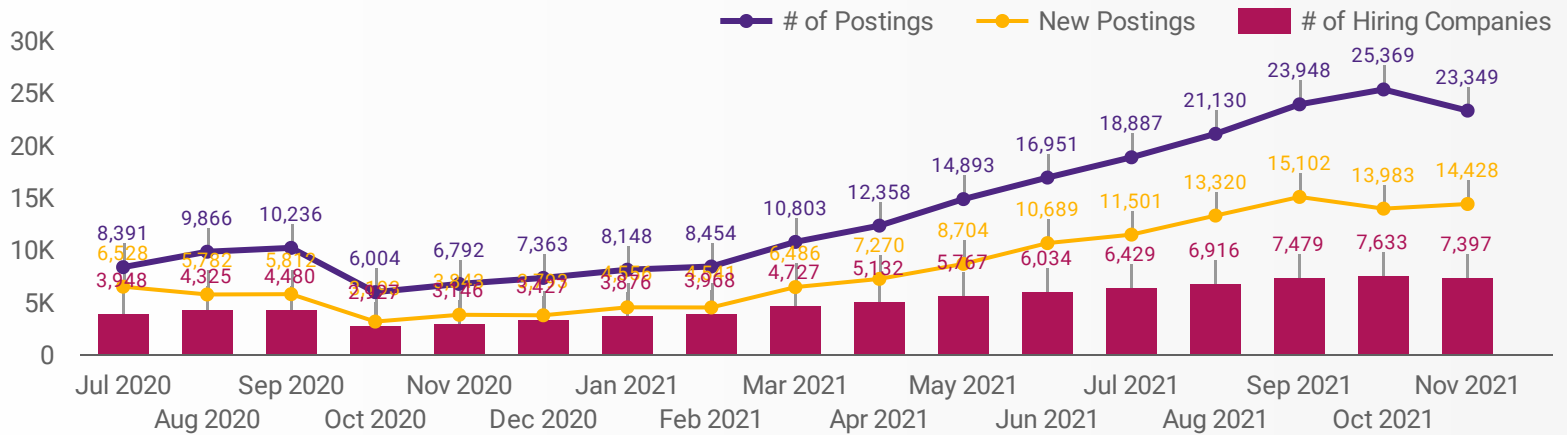
NOC = National Occupation Classification | NAICS = North American Industry Classification System

Source:

Job posting data collected by Workforce Planning Board of York Region from job boards and employer websites who recruit candidates in York Region.

JOB POSTINGS BY MONTH FOR YORK REGION

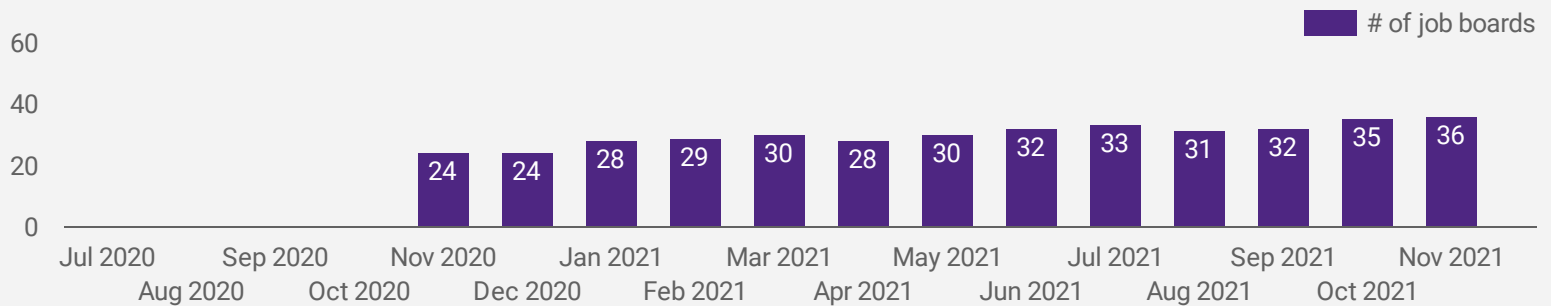
How many job postings were active for at least 1 day this month?



NOTE: This graph cannot be filtered using the controls on the cover page

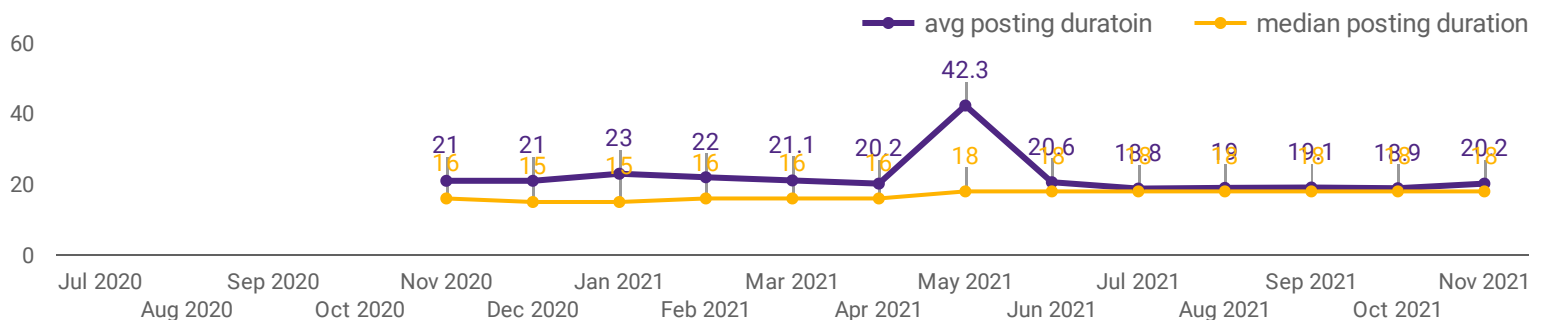
NUMBER OF ACTIVE JOB BOARDS

How many job postings were active for at least 1 day this month on these job boards?



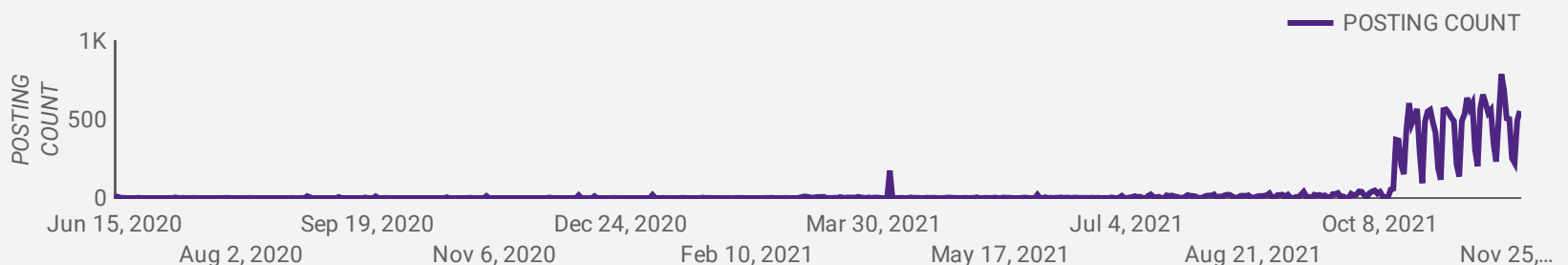
AVG & MEDIAN POSTING LENGTH BY DAYS

How long are employers having to recruit for to find candidates to fill their job vacancies?



POST DATE TIMELINE FOR THIS MONTH'S ACTIVE JOB POSTINGS

How many job postings were active for at least 1 day this month?



DEMAND BY KEY SECTOR (YORK REGION)

How many job postings were active for at least 1 day this month by sector?

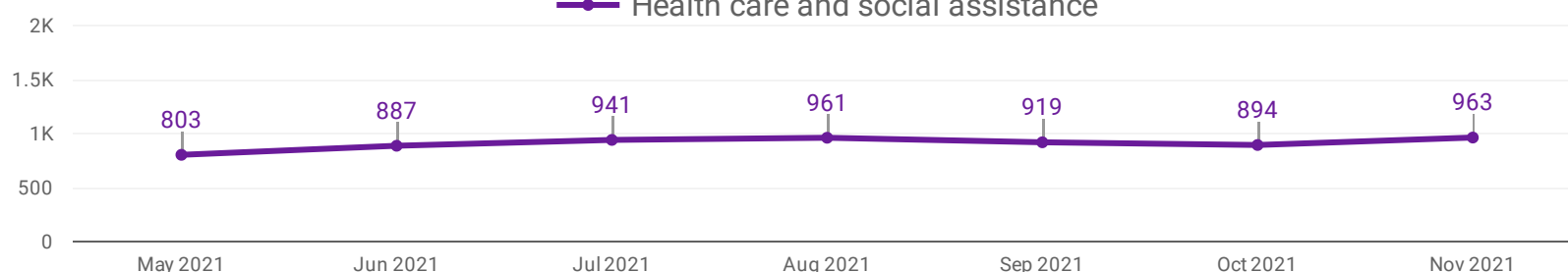
Manufacturing



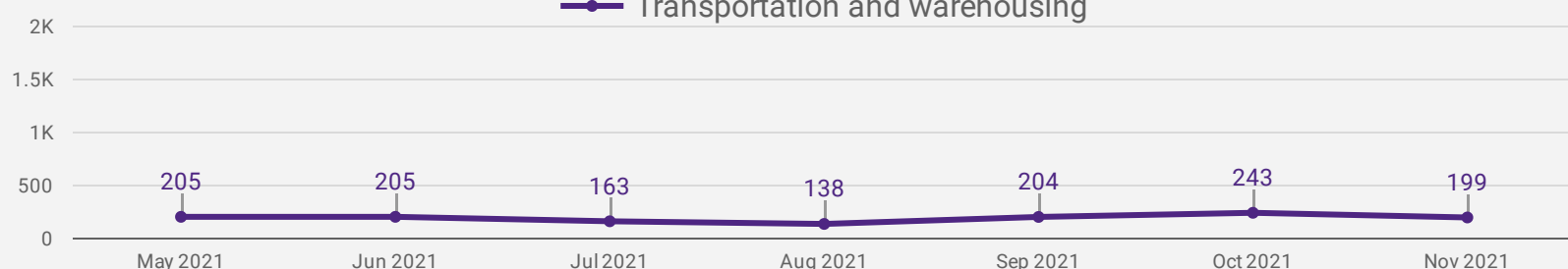
Agriculture, forestry, fishing and hunting



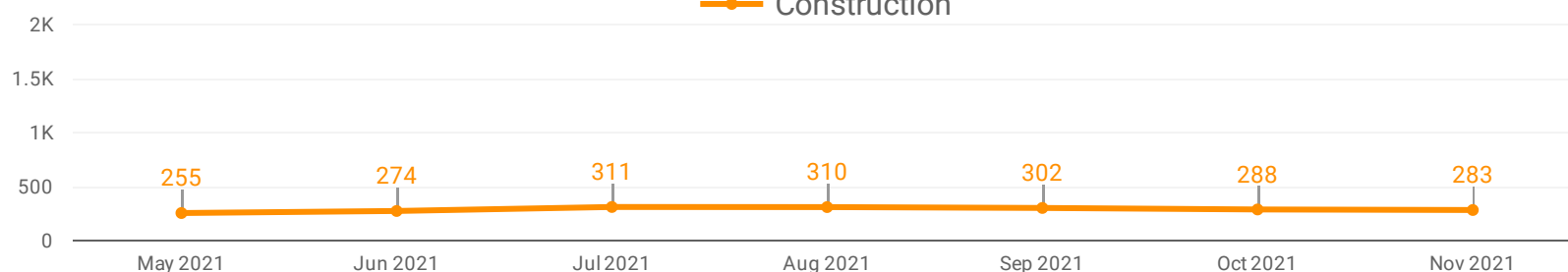
Health care and social assistance



Transportation and warehousing



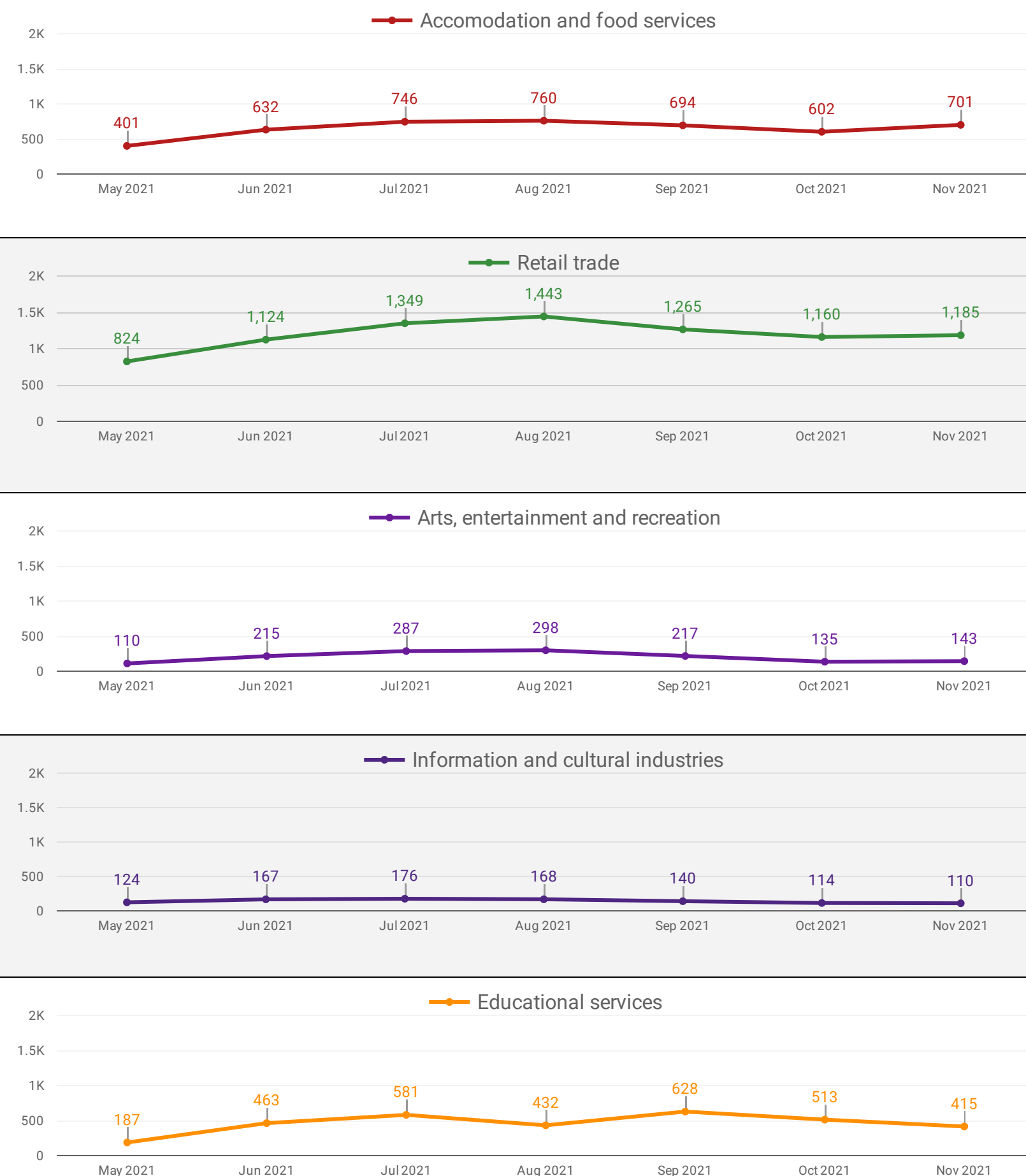
Construction



NOTE: This graph cannot be filtered using the controls on the cover page

DEMAND BY IMPACTED SECTOR (YORK REGION)

How many job postings were active for at least 1 day this month by sector?

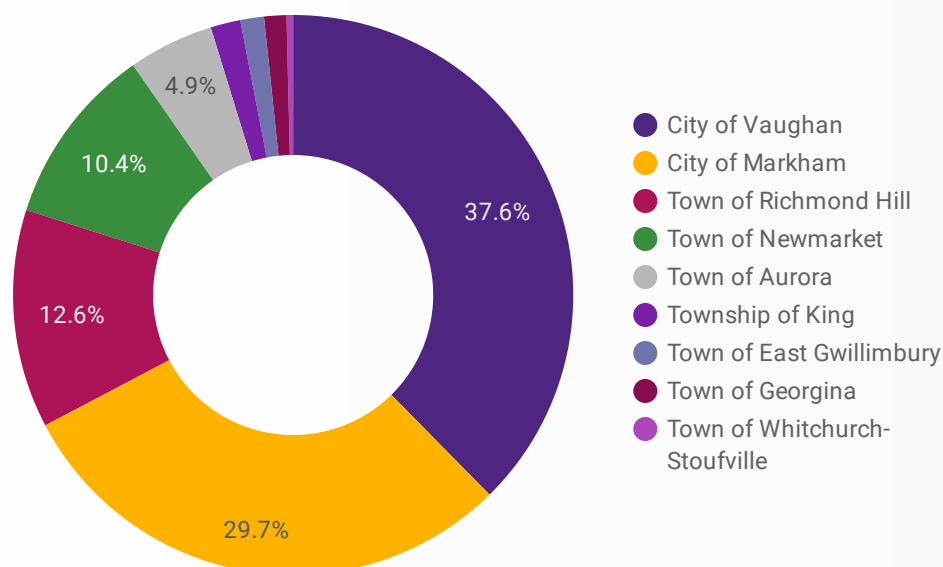


NOTE: This graph cannot be filtered using the controls on the cover page

JOB POSTINGS BY MUNICIPALITY

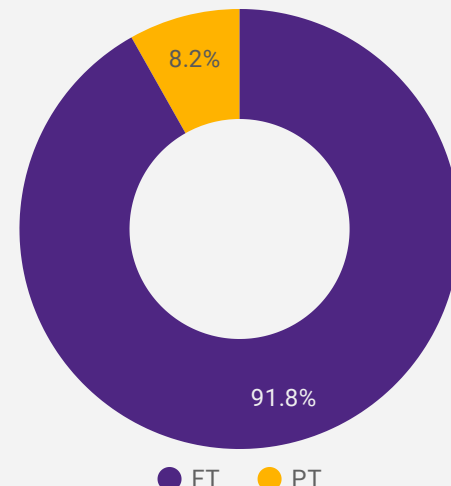
Where are job opportunities being offered?

	MUNICIPALITY	POSTING COUNT	AVG POSTING LENGTH IN DAYS	MEDIAN POSTING LENGTH IN DAYS
1.	City of Vaughan	8,612	20.0	18
2.	City of Markham	6,786	21.5	18
3.	Town of Richmond Hill	2,887	19.1	18
4.	Town of Newmarket	2,382	19.6	18
5.	Town of Aurora	1,129	19.8	18
6.	Township of King	395	17.5	17
7.	Town of East Gwillimbury	312	17.3	16
8.	Town of Georgina	294	18.7	18
9.	Town of Whitchurch-Stouffville	87	19.8	18



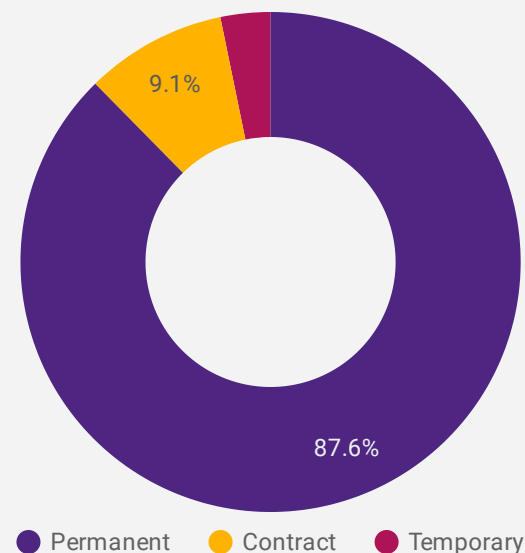
JOB TYPE

Full-time vs Part-time



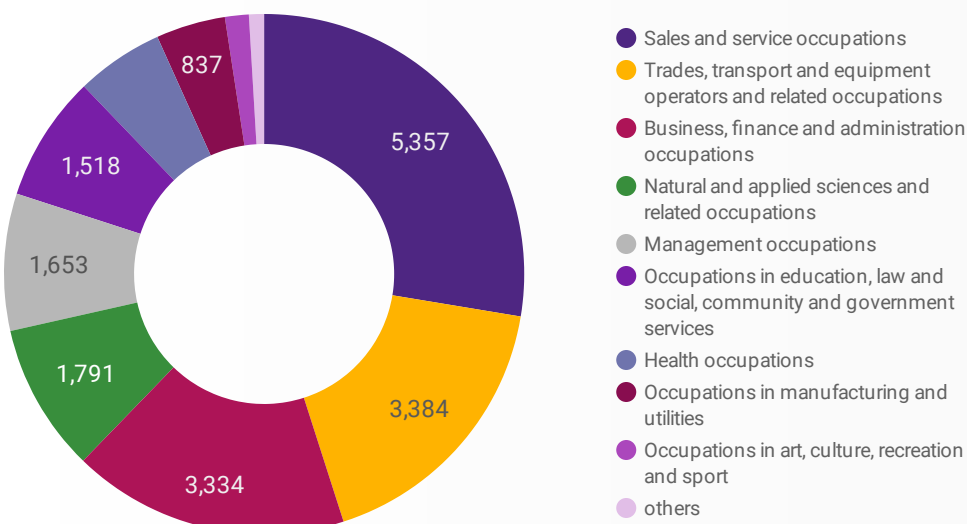
JOB DURATION

Permanency of jobs posted



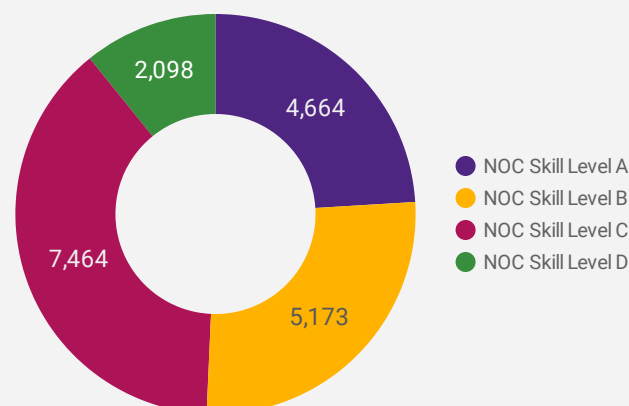
JOB POSTINGS BY SKILL TYPE

What skill type is being recruited?



JOB POSTINGS BY SKILL LEVEL

What education do occupations typically require?



Skill Level A = Usually University education | Skill Level B = Usually College education or Apprenticeship training | Skill Level C = Usually Secondary education or occupation-specific training | Skill Level D = Usually on-the-job training

TOP HIRING EMPLOYERS & AGENCIES

Who is hiring?

	COMPANY	MUNICIPALITY	POSTINGS COUNT ▾	AVG POSTING LENGTH IN DAYS	MEDIAN POSTING LENGTH IN DAYS
1.	AMD	City of Markham	394	50.0	25
2.	MARKHAM STOUFFVILLE HOSPITAL	City of Markham	184	21.2	18
3.	SOUTHLAKE REGIONAL HEALTH CENTRE	Town of Newmarket	152	44.7	18
4.	AMD / Advanced Micro Devices, Inc.	City of Markham	132	18.0	18
5.	RANDSTAD	City of Vaughan	95	17.7	18
6.	YORK REGION DISTRICT SCHOOL BOARD	City of Markham	94	16.4	18
7.	MACKENZIE HEALTH	City of Vaughan	89	17.2	18
8.	STAPLES CANADA	Town of Richmond Hill	84	16.4	15
9.	Municipality of York	Town of Newmarket	83	14.2	14
10.	Southlake Regional Health Care Centre	Town of Newmarket	78	18.0	18
11.	Randstad Canada	City of Markham	68	59.5	90
12.	Magna International Inc.	City of Vaughan	64	17.8	18
13.	IBM	City of Markham	64	19.5	18
14.	York Region	Town of Newmarket	63	16.3	16
15.	MACKENZIE HEALTH	Town of Richmond Hill	59	17.3	18
16.	TD	City of Markham	54	13.6	15
17.	TD BANK	City of Markham	53	17.0	18
18.	Advanced Micro Devices	City of Markham	51	40.9	29
19.	YORK REGION DISTRICT SCHOOL BOARD	Town of Aurora	51	26.1	18
20.	Global Employment	City of Vaughan	50	18.0	18
21.	Compugen Inc	Town of Richmond Hill	47	17.5	18
22.	Advanced Skytech Canada Ltd.	City of Markham	45	23.4	18
23.	OpenText	Town of Richmond Hill	44	18.0	18
24.	YORK REGION DISTRICT SCHOOL BOARD	Town of Newmarket	44	16.4	18
25.	McDonald's Restaurants	City of Vaughan	43	16.0	15
26.	Dave & Buster's	City of Vaughan	43	29.3	33
27.	CANADA'S WONDERLAND	City of Vaughan	42	17.7	18

TOP HOURLY WAGES IN JOB POSTINGS

What are employers willing to pay to find the perfect candidate?

of Minimum Wage Job Postings

383

	JOB TITLE	COMPANY	LOCATION	WAGE VALUE ▾
1.	Speech-language Pathologist	TWO CAN TALK Speech & Language Services	City of Vaughan	90 
2.	Commerical Cleaning - Sub Contract	MEGA CLEANING SERVICES INC.	City of Vaughan	90 
3.	Chief Executive Officer	Caitsol	City of Markham	85 
4.	Assistant Controller	Bevertec CST Inc	City of Vaughan	80 
5.	NORTH YORK DRIVER. \$4.50 PER BOX. START TIME 2PM. 7 DAYS A WEEK	Kijiji Jobs	City of Vaughan	75 
6.	Traffic Control Person	Carraway Parking	Town of Richmond Hill	75 
7.	Snow Removal	Snow Smart	City of Vaughan	75 
8.	Business Process Specialist	Morson Canada	City of Vaughan	75 
9.	Rmt (registered Massage Therapist)	Premier Spine And Sport Rehabilitation & Wellness	City of Vaughan	75 
10.	Executive Director - Goods Production, Utilities, Transportation And Construction	Elite Golden Organic Food Inc.	City of Markham	70 
11.	Sutherland-chan Clinic Richmond Hill Hiring For Rmt	SUTHERLAND-CHAN CLINIC	Town of Richmond Hill	65 
				1 - 100 / 7327 < >

TOP SALARIES IN JOB POSTINGS

What are employers willing to pay to find the perfect candidate?

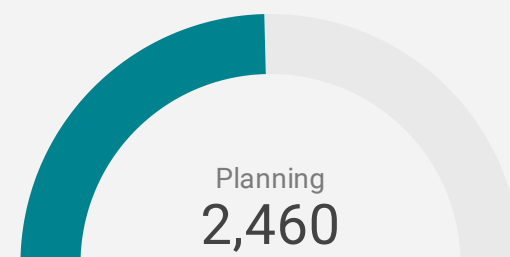
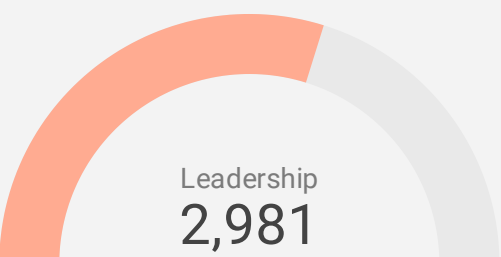
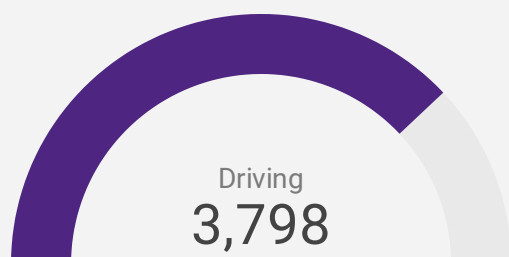
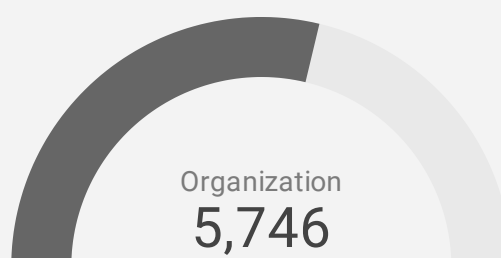
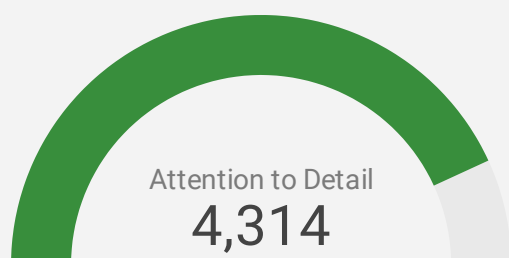
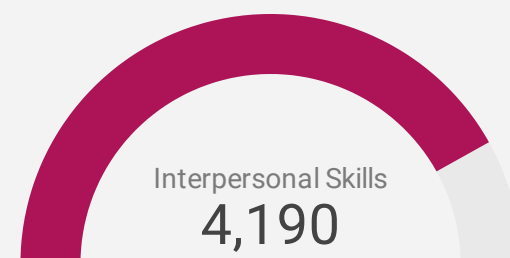
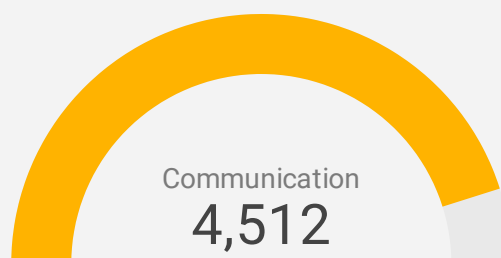
	JOB TITLE	COMPANY	LOCATION	WAGE VALUE ▾
1.	Realtor	One Percent Realty Ltd. Brokerage	Town of Aurora	350,000 
2.	Realtor	One Percent Realty Ltd. Brokerage	Town of Newmarket	350,000 
3.	General Dentist	MAPLE FAMILY DENTISTRY	City of Vaughan	350,000 
4.	General Dentist	14th Avenue Dentistry	City of Markham	315,065 
5.	Dentist Full Time / Part Time Richmond Hill	RICHMOND GREEN DENTAL CARE	Town of Richmond Hill	315,065 
6.	Mortgage Agent	Allure Mortgage Firm	City of Markham	300,000 
7.	Dental Associate	Summerhill Dental Office	Town of Newmarket	300,000 
8.	Account Manager	THE BILL ADVISERS CORPORATION	City of Markham	300,000 
9.	Primary Care Physician - Telemedicine	Jack Nathan Health	City of Markham	300,000 
10.	Mortgage Specialist	Allure Mortgage Firm	City of Markham	300,000 
				1 - 100 / 9984 < >

TOP IN-DEMAND SKILLS

How many times were these skills found in job postings?

ACTIVE JOB POSTINGS THIS MONTH

23,349



KEY JOB REQUIREMENTS

How often are these requirements desired in job postings?

ACTIVE JOB POSTINGS THIS MONTH

23,349



Driver's License

388



First Aid

782



Regular Access to a Vehicle

700



Criminal Record Check

1,073



Microsoft Office

1,559



Food Safety

362

TOP OCCUPATIONS BY SKILL, FREQUENCY & DURATION

What jobs are in-demand and/or hard to fill?

	4 DIGIT NOC	4 DIGIT NOC NAME	SKILL LEVEL	POSTING COUNT	AVG POSTING LENGTH IN DAYS	MEDIAN POSTING LENGTH IN DAYS
1.	7452	Material handlers	NOC Skill Level C	1,296	16.9	18
2.	6421	Retail salespersons	NOC Skill Level C	1,015	17.3	18
3.	6552	Other customer and information services representatives	NOC Skill Level C	685	18.7	18
4.	1241	Administrative assistants	NOC Skill Level B	482	18.0	18
5.	6322	Cooks	NOC Skill Level B	428	23.4	18
6.	4412	Home support workers, housekeepers and related occupations	NOC Skill Level C	396	22.3	18
7.	6711	Food counter attendants, kitchen helpers and related support occupations	NOC Skill Level D	390	18.8	18
8.	621	Retail and wholesale trade managers	NOC Skill Level A	343	18.8	18
9.	1414	Receptionists	NOC Skill Level C	326	17.7	18
10.	7511	Transport truck drivers	NOC Skill Level C	290	18.4	18
11.	7514	Delivery and courier service drivers	NOC Skill Level C	274	16.8	18
12.	9537	Other products assemblers, finishers and inspectors	NOC Skill Level C	264	19.1	18
13.	6513	Food and beverage servers	NOC Skill Level C	245	17.7	18
14.	6611	Cashiers	NOC Skill Level D	242	17.8	18
15.	1431	Accounting and related clerks	NOC Skill Level C	235	17.2	18
16.	6622	Store shelf stockers, clerks and order fillers	NOC Skill Level D	234	17.8	18
17.	6731	Light duty cleaners	NOC Skill Level D	230	19.2	18
18.	2132	Mechanical engineers	NOC Skill Level A	225	41.4	18
19.	3012	Registered nurses and registered psychiatric nurses	NOC Skill Level A	214	33.7	16
20.	1521	Shippers and receivers	NOC Skill Level C	208	18.6	18
21.	1123	Professional occupations in advertising, marketing and public relations	NOC Skill Level A	194	21.4	18
22.	2173	Software engineers and designers	NOC Skill Level A	188	38.4	18
23.	6541	Security guards and related security service occupations	NOC Skill Level C	180	17.5	18
24.	6623	Other sales related occupations	NOC Skill Level D	179	17.4	18
25.	2171	Information systems analysts and consultants	NOC Skill Level A	172	22.5	18
26.	4032	Elementary school and kindergarten teachers	NOC Skill Level A	152	17.9	18
27.	124	Advertising, marketing and public relations managers	NOC Skill Level A	144	23.9	18
28.	1114	Other financial officers	NOC Skill Level A	143	18.9	18
29.	4214	Early childhood educators and assistants	NOC Skill Level B	142	21.0	18

JOB POSTINGS BY 3-DIGIT NATIONAL OCCUPATION CLASSIFICATION

What jobs are hard to fill and/or in-demand?

	3 DIGIT NOC	3 DIGIT NOC NAME	SKILL LEVEL	POSTING COUNT ▾	AVG POSTING LENGTH IN DAYS	MEDIAN POSTING LENGTH IN DAYS
1.	745	Longshore workers and material handlers	NOC Skill Level C	1,296	16.9	18
2.	642	Retail salespersons	NOC Skill Level C	1,015	17.3	18
3.	655	Customer and information services representatives	NOC Skill Level C	717	18.9	18
4.	751	Motor vehicle and transit drivers	NOC Skill Level C	597	17.7	18
5.	124	Office administrative assistants - general, legal and medical	NOC Skill Level B	591	18.4	18
6.	441	Home care providers and educational support occupations	NOC Skill Level C	556	28.8	18
7.	632	Chefs and cooks	NOC Skill Level B	510	23.5	18
8.	217	Computer and information systems professionals	NOC Skill Level A	503	28.3	18
9.	673	Cleaners	NOC Skill Level D	479	19.0	18
10.	152	Supply chain logistics, tracking and scheduling co-ordination occupations	NOC Skill Level C	448	18.4	18
11.	141	General office workers	NOC Skill Level C	445	18.0	18
12.	662	Other sales support and related occupations	NOC Skill Level D	416	17.6	18
13.	122	Administrative and regulatory occupations	NOC Skill Level B	405	22.2	18
14.	671	Food counter attendants, kitchen helpers and related support occupations	NOC Skill Level D	390	18.8	18
15.	651	Occupations in food and beverage service	NOC Skill Level C	388	18.1	18
16.	112	Human resources and business service professionals	NOC Skill Level A	377	21.5	18
17.	421	Paraprofessional occupations in legal, social, community and education services	NOC Skill Level B	370	19.5	18
18.	213	Civil, mechanical, electrical and chemical engineers	NOC Skill Level A	354	33.3	18
19.	062	Retail and wholesale trade managers	NOC Skill Level A	343	18.8	18
20.	111	Auditors, accountants and investment professionals	NOC Skill Level A	317	20.8	18
21.	143	Financial, insurance and related administrative support workers	NOC Skill Level C	312	17.0	18
22.	953	Other assembly and related occupations	NOC Skill Level C	298	18.9	18
23.	011	Senior managers - construction, transportation, production and utilities	NOC Skill Level A	262	24.0	18
24.	341	Assisting occupations in support of health services	NOC Skill Level C	252	18.4	18
25.	012	Senior managers - construction, transportation, production and utilities	NOC Skill Level A	244	21.9	18
26.	661	Cashiers	NOC Skill Level D	242	17.8	18
27.	071	Managers in customer and personal services, n.e.c.	NOC Skill Level A	236	22.3	18
28.	403	Secondary and elementary school teachers and educational counsellors	NOC Skill Level A	229	18.7	18

JOB POSTINGS BY 2-DIGIT NATIONAL OCCUPATION CLASSIFICATION

What jobs are hard to fill and/or in-demand?

	2 DIGIT NOC	2 DIGIT NOC NAME	SKILL LEVEL	POSTING COUNT ▾	AVG POSTING LENGTH IN DAYS	MEDIAN POSTING LENGTH IN DAYS
1.	65	Service representatives and other customer and personal services occupations	NOC Skill Level C	1,477	18.3	18
2.	74	Other installers, repairers and servicers and material handlers	NOC Skill Level C	1,375	17.5	18
3.	21	Professional occupations in natural and applied sciences	NOC Skill Level A	1,202	28.8	18
4.	12	Administrative and financial supervisors and administrative occupations	NOC Skill Level B	1,148	19.9	18
5.	64	Sales representatives and salespersons - wholesale and retail trade	NOC Skill Level C	1,070	17.3	18
6.	67	Service support and other service occupations, n.e.c.	NOC Skill Level D	921	18.8	18
7.	14	Office support occupations	NOC Skill Level C	841	17.4	18
8.	63	Service supervisors and specialized service occupations	NOC Skill Level B	816	25.1	18
9.	75	Transport and heavy equipment operation and related maintenance occupations	NOC Skill Level C	703	17.7	18
10.	11	Professional occupations in business and finance	NOC Skill Level A	694	21.2	18
11.	66	Sales support occupations	NOC Skill Level D	658	17.7	18
12.	72	Industrial, electrical and construction trades	NOC Skill Level B	653	24.3	18
13.	01	Senior managers - construction, transportation, production and utilities	NOC Skill Level A	595	24.7	18
14.	22	Technical occupations related to natural and applied sciences	NOC Skill Level B	589	21.4	18
15.	44	Care providers and educational, legal and public protection support occupations	NOC Skill Level C	561	28.7	18
16.	06	Middle management occupations in retail and wholesale trade and customer services	NOC Skill Level A	544	19.9	18
17.	15	Distribution, tracking and scheduling co-ordination occupations	NOC Skill Level C	480	18.2	18
18.	62	Retail sales supervisors and specialized sales occupations	NOC Skill Level B	415	22.6	18
19.	73	Maintenance and equipment operation trades	NOC Skill Level B	392	21.6	18
20.	95	Assemblers in manufacturing	NOC Skill Level C	378	19.2	18
21.	32	Technical occupations in health	NOC Skill Level B	371	20.1	18
22.	42	Paraprofessional occupations in legal, social, community and education services	NOC Skill Level B	370	19.5	18
23.	41	Professional occupations in law and social, community and government services	NOC Skill Level A	344	18.8	18
24.	94	Processing and manufacturing machine operators and related production workers	NOC Skill Level C	264	20.6	18
25.	76	Trades helpers, construction labourers and related occupations	NOC Skill Level D	261	20.7	18
26.	34	Assisting occupations in support of health services	NOC Skill Level C	252	18.4	18
					1 - 46 / 46	< >

MULTILINGUAL JOB POSTINGS BY THE NUMBERS

ACTIVE POSTINGS
819

NEW POSTINGS
20

COMPANIES
527

LANGUAGES
11

OF DAYS POSTED

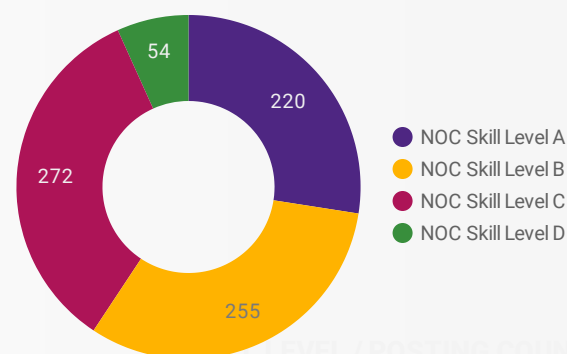
AVERAGE
21.3

MEDIAN
18

MULTILINGUAL JOB POSTINGS BY SKILL LEVEL

What language skills are employers looking for by occupational skill level?

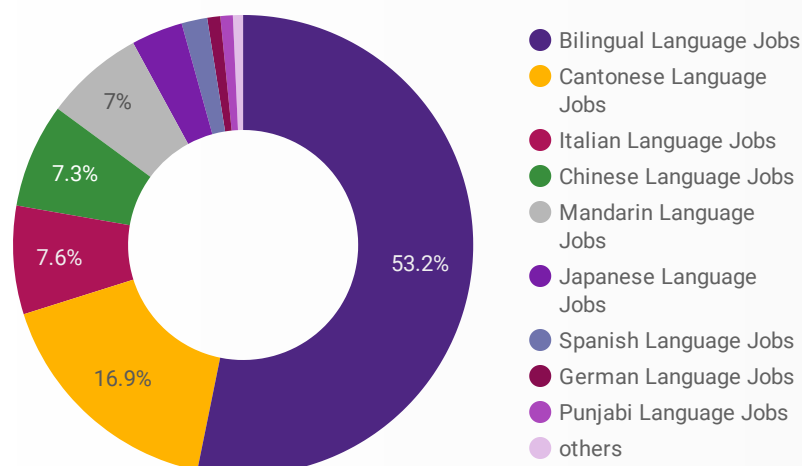
- 220** Skill Level A - Management/ Professional Occupations usually requiring University
- 255** Skill Level B - Usually college education or apprenticeship training
- 272** Skill Level C - Usually secondary education or occupation-specific training
- 54** Skill Level D - Usually on-the-job training



LANGUAGES	NOC Skill Level A	NOC Skill Level B	NOC Skill Level C	NOC Skill Level D
Bilingual Language Jobs	141	113	142	22
Cantonese Language Jobs	26	42	62	4
Italian Language Jobs	3	35	16	9
Mandarin Language Jobs	17	21	14	4
Chinese Language Jobs	20	11	20	4
Japanese Language Jobs	5	20	3	5
Spanish Language Jobs	3	4	8	1
Punjabi Language Jobs	1	4	5	1
German Language Jobs	3	2	1	1
Arabic Language Jobs	1	1	1	2
Vietnamese Language Jobs		2		1

LANGUAGE SKILLS BREAKDOWN

Which kinds of language skills do employers seek?



LANGUAGES	POSTING COUNT
1. Bilingual Language Jobs	433
2. Cantonese Language Jobs	135
3. Italian Language Jobs	63
4. Mandarin Language Jobs	57
5. Chinese Language Jobs	55
6. Japanese Language Jobs	33
7. Spanish Language Jobs	16
8. Punjabi Language Jobs	12
9. German Language Jobs	7
10. Arabic Language Jobs	5

LANGUAGE SKILLS BEING RECRUITED BY SKILL TYPE

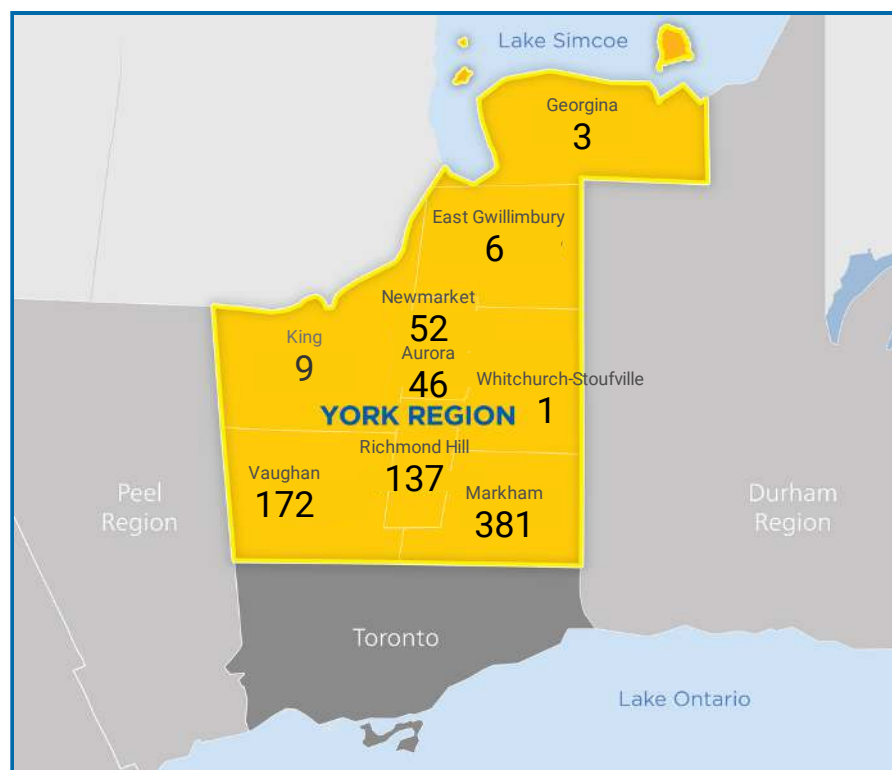
What language skills are sought by 1-Digit NOC?

SKILL TYPE NAME	Bilingual ...	Cantones...	Italian La...	Mandarin...	Chinese ...	Japanese...	Grand total
Business, finance and administration occu...	81	45	12	27	12	2	189
Health occupations	14	12	2	2	6		36
Management occupations	39	13	2	6	10	3	77
Natural and applied sciences and related o...	33	6		3		1	45
Natural resources, agriculture and related ...	1						3
Occupations in art, culture, recreation and ...	5	1			3		10
Occupations in education, law and social, ...	95	8	4	3	6		119
Occupations in manufacturing and utilities	2	3			3		10
Sales and service occupations	126	37	43	13	11	27	273
Trades, transport and equipment operator...	22	9		2	4		39
Grand total	418	134	63	56	55	33	801

MULTILINGUAL JOB POSTINGS BY MUNICIPALITY

What language skills are sought by 4-Digit NOC?

	MUNICIPALITY	JOB LANGUAGES	AVG POSTING LENGTH IN DAYS	MEDIAN POSTING LENGTH IN DAYS
1.	City of Markham	381	21.5	18
2.	City of Vaughan	172	20.0	18
3.	Town of Richmond Hill	137	19.1	18
4.	Town of Newmarket	52	19.6	18
5.	Town of Aurora	46	19.8	18
6.	Township of King	9	17.5	17
7.	Town of East Gwillimbury	6	17.3	16
8.	Town of Georgina	3	18.7	18
9.	Town of Whitchurch-Stouffville	1	19.8	18



LANGUAGE DEMAND BY JOB

What language skills are sought by 4-Digit NOC?

4 DIGIT NOC NAME		POSTINGS ▾
1.	Other customer and information services re...	71
2.	Cooks	40
3.	Administrative assistants	36
4.	Elementary school and kindergarten teachers	30
5.	Retail salespersons	29
6.	Receptionists	23
7.	Other sales related occupations	22
8.	Professional occupations in advertising, ma...	18
9.	Material handlers	17
10.	Accounting and related clerks	16
11.	Home support workers, housekeepers and r...	15
12.	Other instructors	15
13.	Food and beverage servers	15
14.	Secondary school teachers	14
15.	Advertising, marketing and public relations ...	14
16.	Chefs	12
17.	Retail and wholesale trade managers	12
18.	User support technicians	12
19.	Food counter attendants, kitchen helpers an...	11
20.	Information systems analysts and consulta...	10
21.	Human resources and recruitment officers	9
22.	Other assisting occupations in support of h...	8
23.	Human resources professionals	8
24.	Delivery and courier service drivers	8
25.	Other financial officers	8
26.	Corporate sales managers	8
27.	Social workers	8
28.	Nurse aides, orderlies and patient service a...	8
29.	Hotel front desk clerks	7
30.	Other medical technologists and technician...	6
31.	Administrative officers	6
		1 - 100 / 160 < >

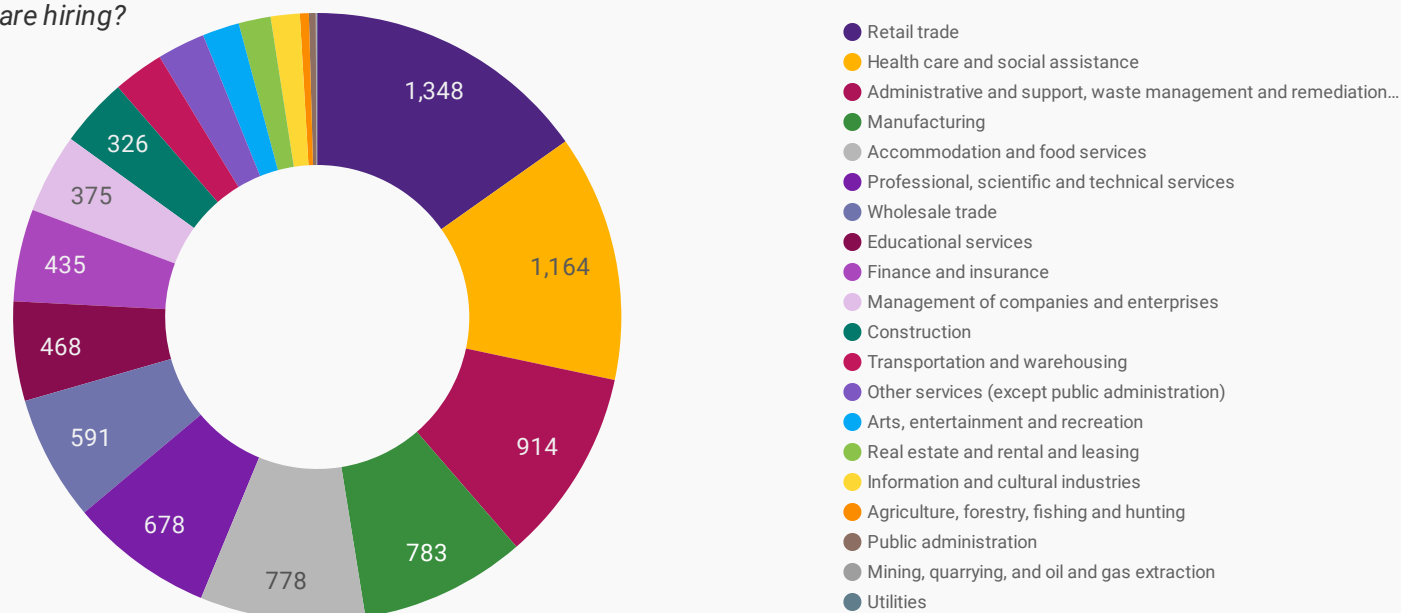
MULTILINGUAL HIRING EMPLOYERS

Which employers are seeking multilingual candidates?

COMPANY		POSTINGS ▾
1.	YORK REGION DISTRICT SCHOOL BOARD	41
2.	Farm Boy Inc.	12
3.	YEE HONG CENTRE FOR GERIATRIC CARE	9
4.	LAURA CANADA	8
5.	Kijiji Jobs	8
6.	Randstad Canada	8
7.	WSP	7
8.	JY Care	7
9.	DESJARDINS	6
10.	BELL MOBILITY/BELL MOBILITÃ%	5
11.	FOSS NATIONAL LEASING LTD.	5
12.	YORK CATHOLIC DISTRICT SCHOOL BOARD	5
13.	CBI Health	5
14.	York Hills Centre for Children Youth and Families	5
15.	ADIDAS	5
16.	NielsenIQ	5
17.	BMO Financial Group	5
18.	Compugen Inc	4
19.	T&T Supermarket	4
20.	Stonefire Bar and Grill	4
21.	BGIS	4
22.	STAPLES CANADA	4
23.	BELL CANADA	4
24.	Synergie Hunt International	4
25.	Tapagria Spanish Tapas Restaurant	4
26.	Advanced Skytech Canada Ltd.	4
27.	WALES OPTICAL	3
28.	Hilton Markham Suites Conference Centre & Spa	3
29.	Magna International Inc.	3
		1 - 50 / 529 < >

TOP HIRING SECTORS BY 2-DIGIT NAICS CODE

What sectors are hiring?



	2-DIGIT NAICS LABEL	NAICS CODE	POSTING COUNT	AVG POSTING LENGTH IN DAYS	MEDIAN POSTING LENGTH IN DAYS
1.	Retail trade	44-45	1,348	19.0	18
2.	Health care and social assistance	62	1,164	21.6	18
3.	Administrative and support, waste management and remediation services	56	914	22.1	18
4.	Manufacturing	31-33	783	19.8	18
5.	Accommodation and food services	72	778	21.5	18
6.	Professional, scientific and technical services	54	678	19.3	18
7.	Wholesale trade	41	591	19.4	18
8.	Educational services	61	468	20.1	18
9.	Finance and insurance	52	435	17.3	18
10.	Management of companies and enterprises	55	375	17.5	18
11.	Construction	23	326	22.3	18
12.	Transportation and warehousing	48-49	239	18.5	18
13.	Other services (except public administration)	81	226	19.7	18
14.	Arts, entertainment and recreation	71	174	18.8	18
15.	Real estate and rental and leasing	53	151	19.7	18
16.	Information and cultural industries	51	137	20.5	18
17.	Agriculture, forestry, fishing and hunting	11	42	17.6	18
18.	Public administration	91	32	16.3	18
19.	Mining, quarrying, and oil and gas extraction	21	4		
20.	Utilities	22	3	18.0	18

NOTE: NAICS code 56 includes Employment Agencies. Manufacturing includes codes 31-33, Retail Trade includes codes 44-45 and Transportation and Warehousing includes codes 48-49.

TOP HIRING SECTORS BY 3-DIGIT NAICS CODE

What sectors are hiring?

	3-DIGIT NAICS LABEL	NAICS CODE	POSTING COUNT ▾	AVG POSTING LENGTH IN DAYS	MEDIAN POSTING LENGTH IN DAYS
1.	Administrative and support services	561	902	22.1	18
2.	Food services and drinking places	722	743	21.6	18
3.	Professional, scientific and technical services	541	678	19.3	18
4.	Hospitals	622	489	26.9	18
5.	Educational services	611	468	20.1	18
6.	Ambulatory health care services	621	412	18.4	18
7.	Management of companies and enterprises	551	375	17.5	18
8.	Clothing and clothing accessories stores	448	284	17.4	18
9.	Credit intermediation and related activities	522	283	17.2	16
10.	Social assistance	624	219	17.3	18
11.	Food and beverage stores	445	216	21.9	18
12.	Motor vehicle and parts dealers	441	193	18.9	18
13.	Specialty trade contractors	238	183	22.4	18
14.	Building material and supplies merchant wholesalers	416	161	21.0	18
15.	Amusement, gambling and recreation industries	713	158	18.8	18
16.	Health and personal care stores	446	156	18.4	18
17.	Fabricated metal product manufacturing	332	124	19.5	18
18.	Building material and garden equipment and supplies dealers	444	124	15.7	18
19.	Insurance carriers and related activities	524	117	17.6	18
20.	Furniture and home furnishings stores	442	116	22.8	18
21.	Food, beverage and tobacco merchant wholesalers	413	111	19.6	18
22.	Machinery, equipment and supplies merchant wholesalers	417	110	17.7	18
23.	Repair and maintenance	811	106	17.5	18
24.	Machinery manufacturing	333	105	19.3	18
25.	Electronics and appliance stores	443	97	14.4	15
26.	Personal and household goods merchant wholesalers	414	93	21.4	18
27.	Couriers and messengers	492	89	15.2	15
28.	Truck transportation	484	87	22.7	18
29.	Real estate	531	84	18.9	18
30.	Construction of buildings	236	84	22.1	18
31.	Personal and laundry services	812	82	24.1	18

TOP HIRING SECTORS BY 4-DIGIT NAICS CODE

What sectors are hiring?

	4-DIGIT NAICS LABEL	NAICS CODE	POSTING COUNT ▾	AVG POSTING LENGTH IN DAYS	MEDIAN POSTING LENGTH IN DAYS
1.	Full-service restaurants and limited-service eating places	7225	730	21.6	18
2.	Employment services	5613	624	20.4	18
3.	General medical and surgical hospitals	6221	488	26.9	18
4.	Management of companies and enterprises	5511	375	17.5	18
5.	Elementary and secondary schools	6111	344	19.7	18
6.	Depository credit intermediation	5221	271	17.2	16
7.	Clothing stores	4481	243	17.7	18
8.	Architectural, engineering and related services	5413	196	19.8	18
9.	Computer systems design and related services	5415	178	18.2	18
10.	Automobile dealers	4411	171	19.3	18
11.	Health and personal care stores	4461	156	18.4	18
12.	Offices of other health practitioners	6213	144	18.8	18
13.	Services to buildings and dwellings	5617	138	20.6	18
14.	Grocery stores	4451	132	19.7	18
15.	Offices of dentists	6212	123	19.6	18
16.	Building material and supplies dealers	4441	123	15.5	18
17.	Child day-care services	6244	123	17.6	18
18.	Agencies, brokerages and other insurance related activities	5242	111	17.7	18
19.	Other amusement and recreation industries	7139	110	19.5	18
20.	Other schools and instruction	6116	106	20.6	18
21.	Food merchant wholesalers	4131	100	19.9	18
22.	Electronics and appliance stores	4431	97	14.4	15
23.	Investigation and security services	5616	90	36.3	18
24.	Building equipment contractors	2382	90	20.1	18
25.	Electrical, plumbing, heating and air-conditioning equipment and supplies merchant wholesalers	4161	90	19.6	18
26.	Individual and family services	6241	87	17.1	18
27.	Other professional, scientific and technical services	5419	85	17.5	18
28.	Specialty food stores	4452	80	26.7	18
29.	General freight trucking	4841	77	19.6	18
30.	Management, scientific and technical consulting services	5416	76	18.2	18
31.	Architectural and structural metals manufacturing	3323	71	18.9	18

TOP HIRING SECTORS BY 5-DIGIT NAICS CODE

What sectors are hiring?

	5-DIGIT NAICS LABEL	NAICS CODE	POSTING COUNT ▾	AVG POSTING LENGTH IN DAYS	MEDIAN POSTING LENGTH IN DAYS
1.	Full-service restaurants and limited-service eating places	72251	730	21.6	18
2.	Employment placement agencies and executive search services	56131	579	20.6	18
3.	General medical and surgical hospitals	62211	488	26.9	18
4.	Management of companies and enterprises	55111	375	17.5	18
5.	Elementary and secondary schools	61111	344	19.7	18
6.	Banking	52211	269	17.2	16
7.	Computer systems design and related services	54151	178	18.2	18
8.	Engineering services	54133	170	19.9	18
9.	New car dealers	44111	168	19.3	18
10.	Supermarkets and other grocery (except convenience) stores	44511	131	19.7	18
11.	Child day-care services	62441	123	17.6	18
12.	Offices of dentists	62121	123	19.6	18
13.	Electronics and appliance stores	44314	97	14.4	15
14.	Pharmacies and drug stores	44611	92	12.9	15
15.	All other schools and instruction	61169	87	20.1	18
16.	Insurance agencies and brokerages	52421	86	18.0	18
17.	Fitness and recreational sports centres	71394	81	19.6	18
18.	Landscaping services	56173	80	23.1	18
19.	Family clothing stores	44814	80	18.9	18
20.	Electrical wiring and construction supplies merchant wholesalers	41611	71	18.2	18
21.	Other clothing stores	44819	69	17.7	18
22.	Furniture stores	44211	66	23.4	18
23.	Other specialty food stores	44529	66	24.2	18
24.	Couriers	49211	65	12.5	9
25.	Offices of all other health practitioners	62139	65	18.8	18
26.	Services for the elderly and persons with disabilities	62412	64	17.5	18
27.	Management consulting services	54161	63	18.3	18
28.	Ornamental and architectural metal product manufacturing	33232	63	19.1	18
29.	Residential building construction	23611	59	22.0	18
30.	Women's clothing stores	44812	58	17.4	18
31.	Veterinary services	54194	58	17.3	18

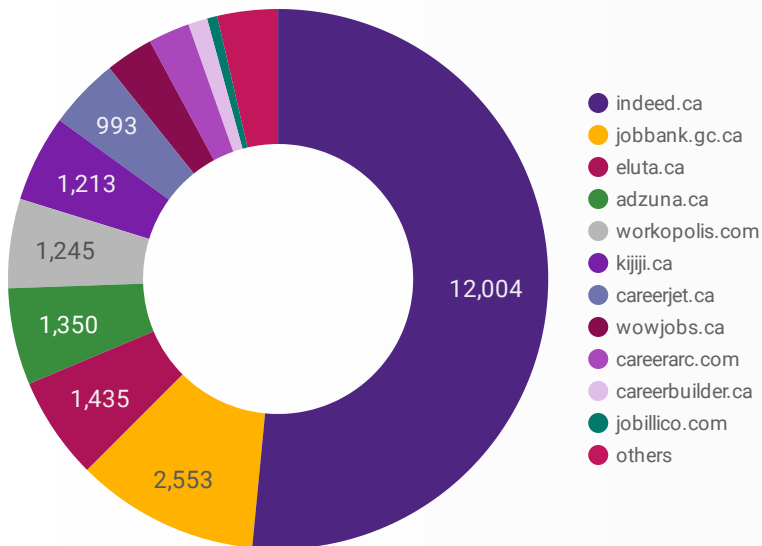
TOP HIRING SECTORS BY 6-DIGIT NAICS CODE

What sectors are hiring?

	6-DIGIT NAICS LABEL	NAICS CODE	POSTING COUNT ▼	AVG POSTING LENGTH IN DAYS	MEDIAN POSTING LENGTH IN DAYS
1.	Employment placement agencies and executive search services	561310	579	20.6	18
2.	Full-service restaurants	722511	500	23.9	18
3.	Holding companies	551113	375	17.5	18
4.	Elementary and secondary schools	611110	344	19.7	18
5.	General (except paediatric) hospitals	622111	304	30.8	18
6.	Corporate and institutional banking industry	522112	260	16.6	16
7.	Limited-service eating places	722512	230	17.5	16
8.	Paediatric hospitals	622112	184	21.2	18
9.	Computer systems design and related services (except video game design and development)	541514	178	18.2	18
10.	Engineering services	541330	170	19.9	18
11.	New car dealers	441110	168	19.3	18
12.	Supermarkets and other grocery (except convenience) stores	445110	131	19.7	18
13.	Child day-care services	624410	123	17.6	18
14.	Offices of dentists	621210	123	19.6	18
15.	Appliance, television and other electronics stores	443143	96	14.4	15
16.	Pharmacies and drug stores	446110	92	12.9	15
17.	All other schools and instruction	611690	87	20.1	18
18.	Insurance agencies and brokerages	524210	86	18.0	18
19.	Fitness and recreational sports centres	713940	81	19.6	18
20.	Landscaping services	561730	80	23.1	18
21.	Family clothing stores	448140	80	18.9	18
22.	Electrical wiring and construction supplies merchant wholesalers	416110	71	18.2	18
23.	All other clothing stores	448199	69	17.7	18
24.	Furniture stores	442110	66	23.4	18
25.	Offices of all other health practitioners	621390	65	18.8	18
26.	Couriers	492110	65	12.5	9
27.	Services for the elderly and persons with disabilities	624120	64	17.5	18
28.	Residential building construction	236110	59	22.0	18
29.	Women's clothing stores	448120	58	17.4	18
30.	Veterinary services	541940	58	17.3	18

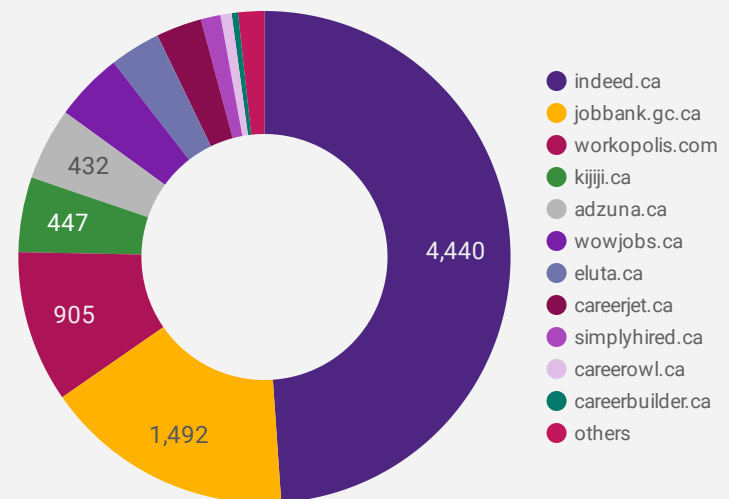
JOB POSTINGS BY JOB BOARD

What share of unique job postings appear on each job board?



COMPANIES BY JOB BOARD

What share of unique job postings appear on each job board?



JOB POSTING DETAILS BY JOB BOARD

How does job posting activity differ by job board?

	JOB BOARD	POSTING COUNT ▾	AVG POSTING LENGTH IN DAYS	MEDIAN POSTING LENGTH IN DAYS	# OF COMPANIES
1.	indeed.ca	12,004	17.9	18	4,440
2.	jobbank.gc.ca	2,553	40.8	30	1,492
3.	eluta.ca	1,435	18.0	18	303
4.	adzuna.ca	1,350	15.0	15	432
5.	workopolis.com	1,245	15.0	15	905
6.	kijiji.ca	1,213	15.0	15	447
7.	careerjet.ca	993	28.3	14	272
8.	wowjobs.ca	667	16.0	16	409
9.	careerarc.com	578	48.4	26	23
10.	careerbuilder.ca	268	12.9	8	38
11.	jobillico.com	143	13.5	7	30
12.	simplyhired.ca	140	14.9	15	117
13.	york.njoyn.com	123	14.2	14	1
14.	randstad.ca	120	59.5	89	1
15.	itjobs.ca	110	35.8	26	9
16.	careerowl.ca	94	90.9	108	67
17.	network.applytoeducation.com	60	9.4	6	3