

# JOB DEMAND REPORT

## DECEMBER 2021

### HIGHLIGHTS

#### JOB POSTINGS BY THE NUMBERS

POSTING COUNT	NEW THIS MONTH	COMPANIES	JOB BOARDS
21,857	11,736	6,541	36

#### # OF DAYS POSTED

AVERAGE	MEDIAN
20.1	18

## REPORT BUILDER

The default filter selection below will show all job demand data for the month. You can use the filters to create a customized report for the purpose of understanding a subset of the data.

### OCCUPATION FILTERS

SKILL TYPE NAME / 1-DIGIT NOC	▼
MAJOR GROUP / 2-DIGIT NOC	▼
MINOR GROUP / 3-DIGIT NOC	▼
UNIT GROUP / 4-DIGIT NOC	▼
SKILL LEVEL	▼
JOB TYPE	▼
JOB DURATION	▼
ADDITIONAL LANGUAGE	▼
SPECIFIC JOB TAGS	▼

### INDUSTRY/SECTOR FILTERS

HIRING SECTOR BY 2-DIGIT NAICS CODE	▼
HIRING SECTOR BY 3-DIGIT NAICS CODE	▼
HIRING SECTOR BY 4-DIGIT NAICS CODE	▼
HIRING SECTOR BY 5-DIGIT NAICS CODE	▼
HIRING SECTOR BY 6-DIGIT NAICS CODE	▼

### OTHER FILTERS

MUNICIPALITY	▼
JOB BOARD	▼

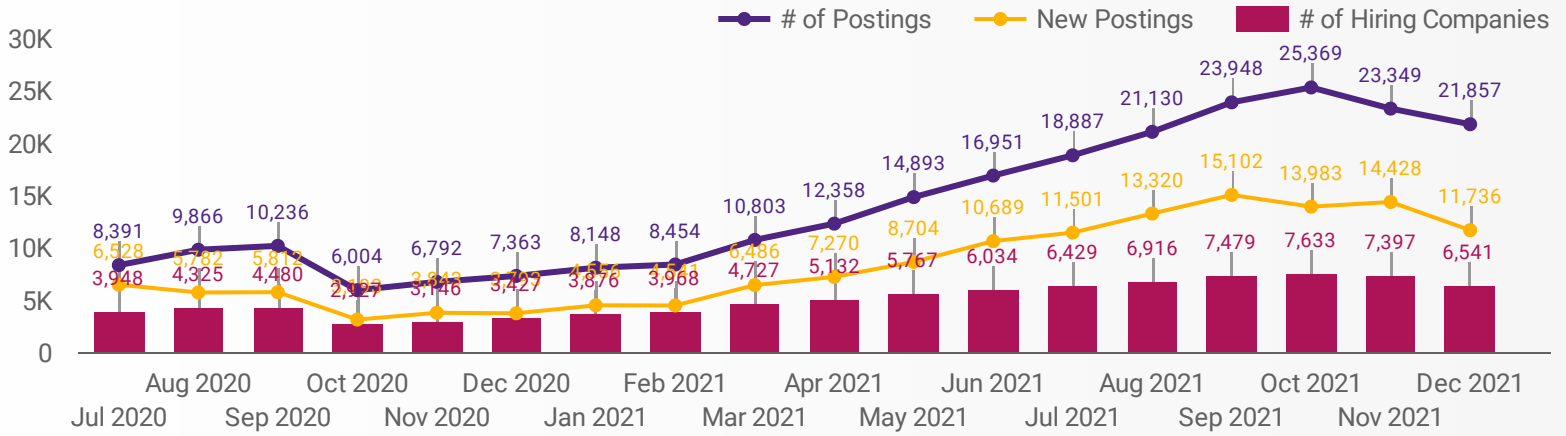
NOC = National Occupation Classification | NAICS = North American Industry Classification System

**Source:**

Job posting data collected by Workforce Planning Board of York Region from job boards and employer websites who recruit candidates in York Region.

## JOB POSTINGS BY MONTH FOR YORK REGION

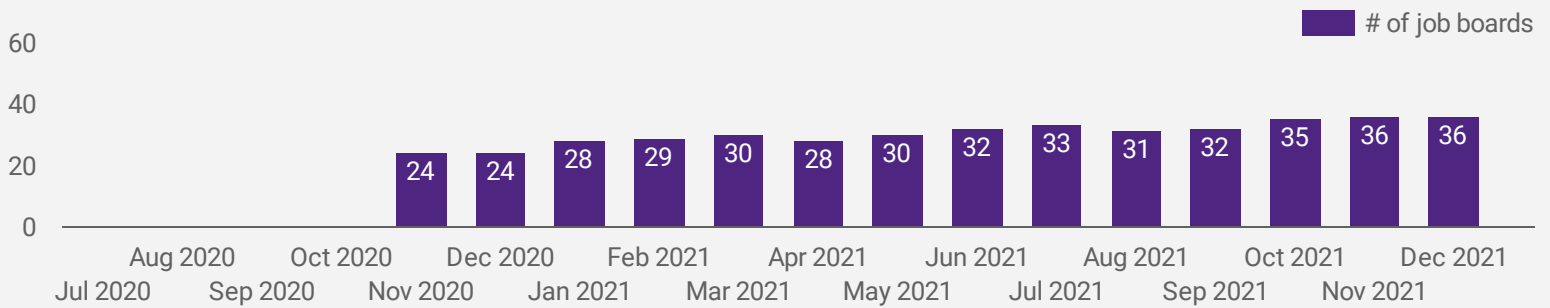
How many job postings were active for at least 1 day this month?



NOTE: This graph cannot be filtered using the controls on the cover page

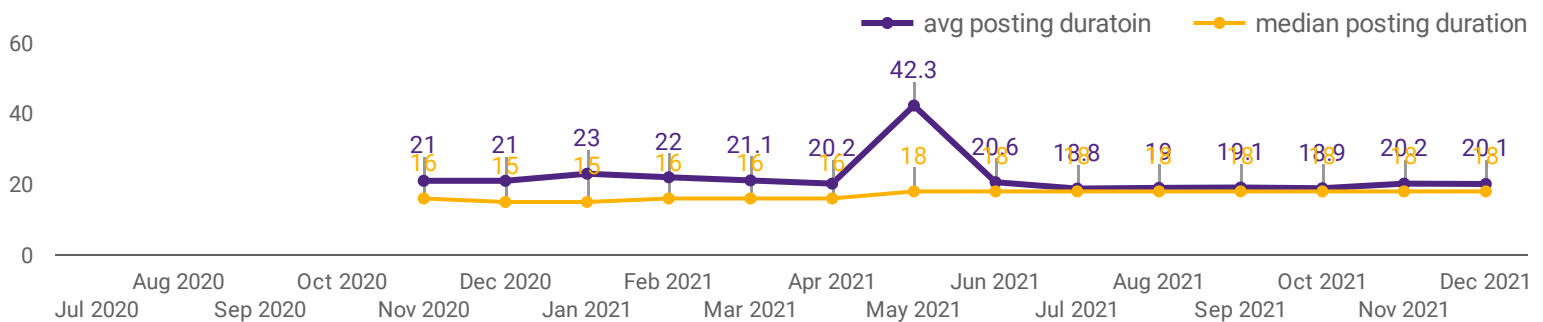
## NUMBER OF ACTIVE JOB BOARDS

How many job postings were active for at least 1 day this month on these job boards?



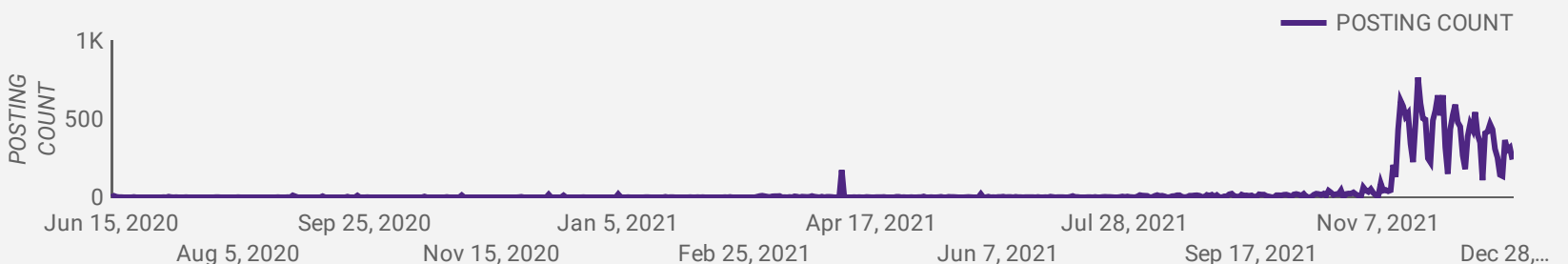
## AVG & MEDIAN POSTING LENGTH BY DAYS

How long are employers having to recruit for to find candidates to fill their job vacancies?



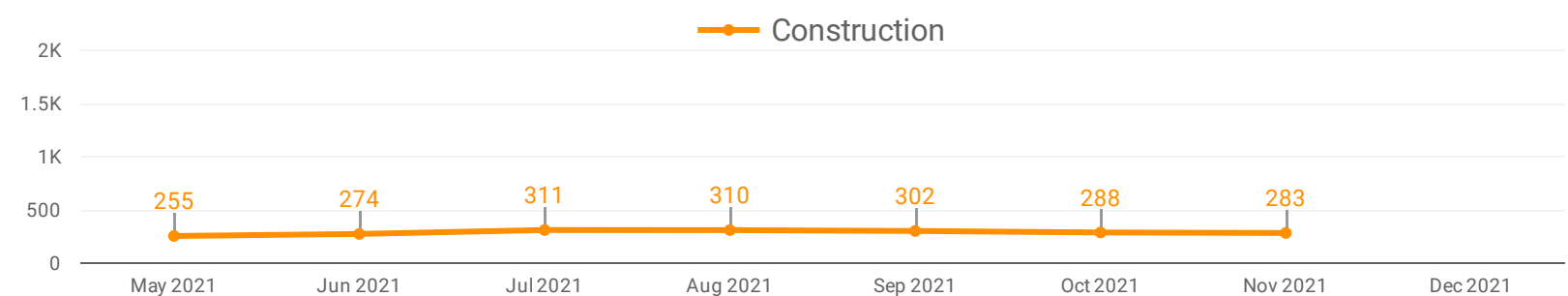
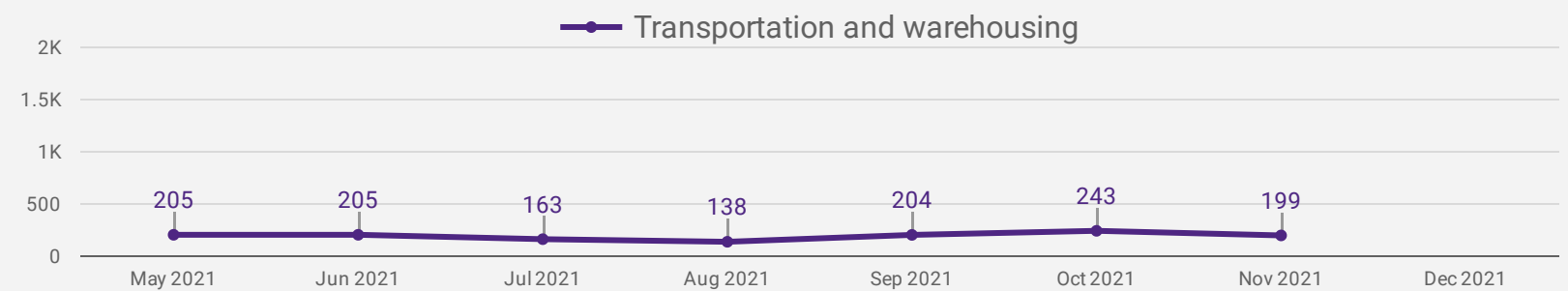
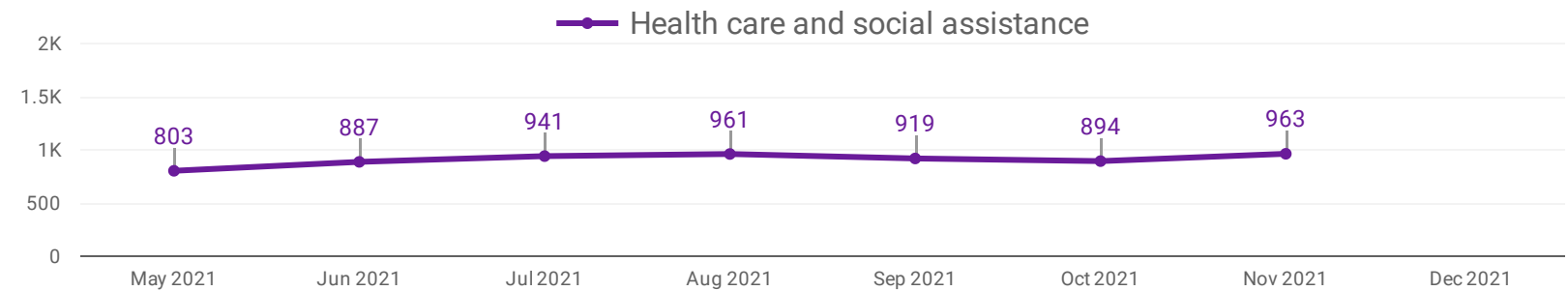
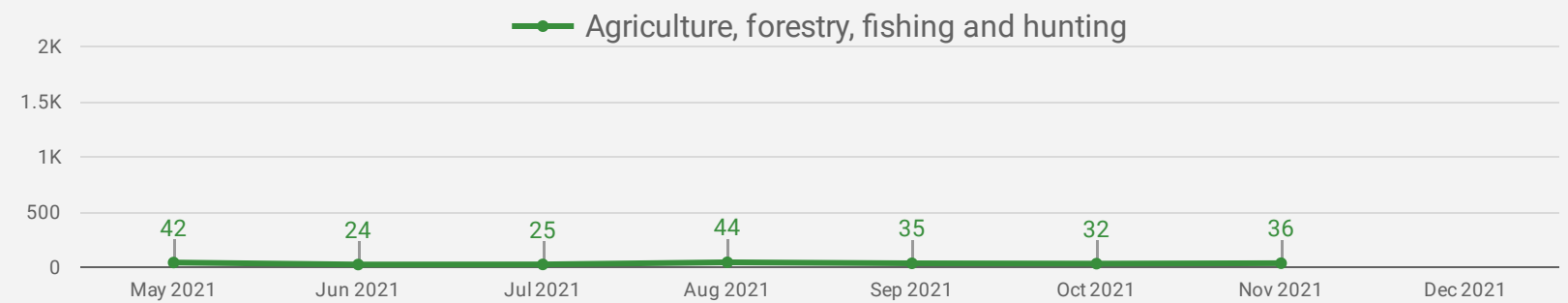
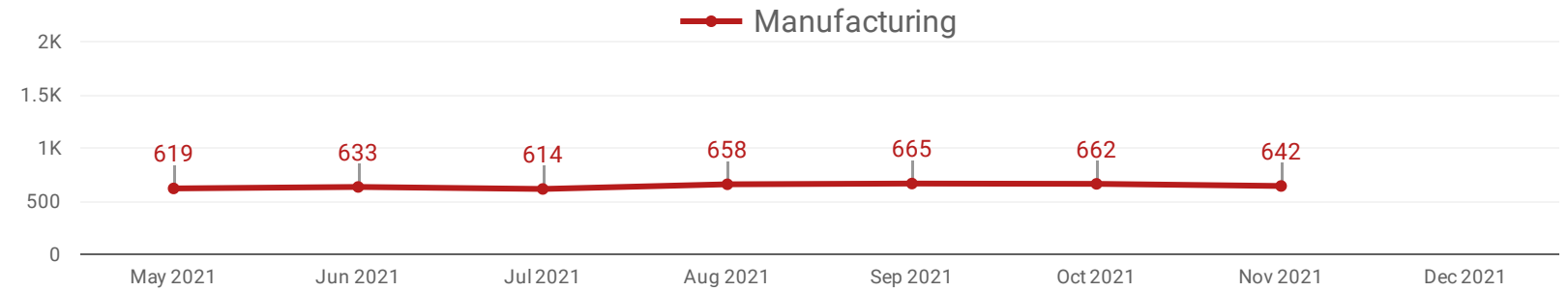
## POST DATE TIMELINE FOR THIS MONTH'S ACTIVE JOB POSTINGS

How many job postings were active for at least 1 day this month?



## DEMAND BY KEY SECTOR (YORK REGION)

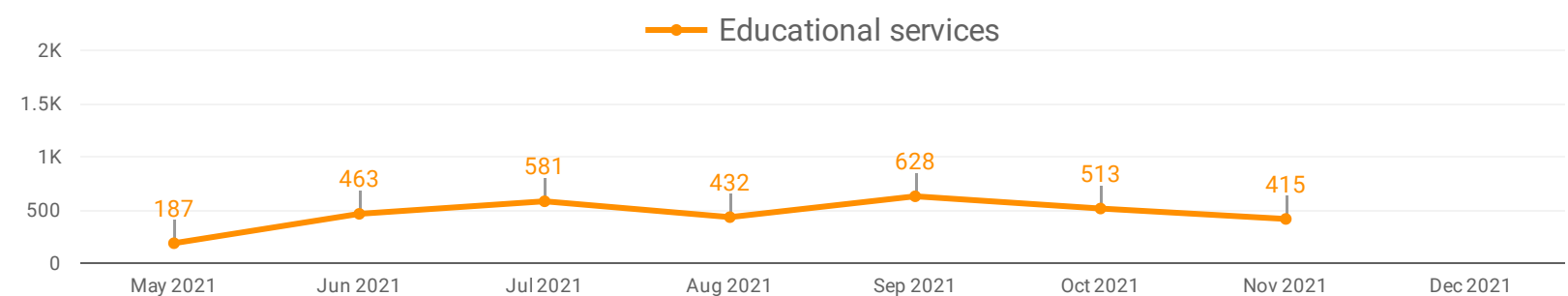
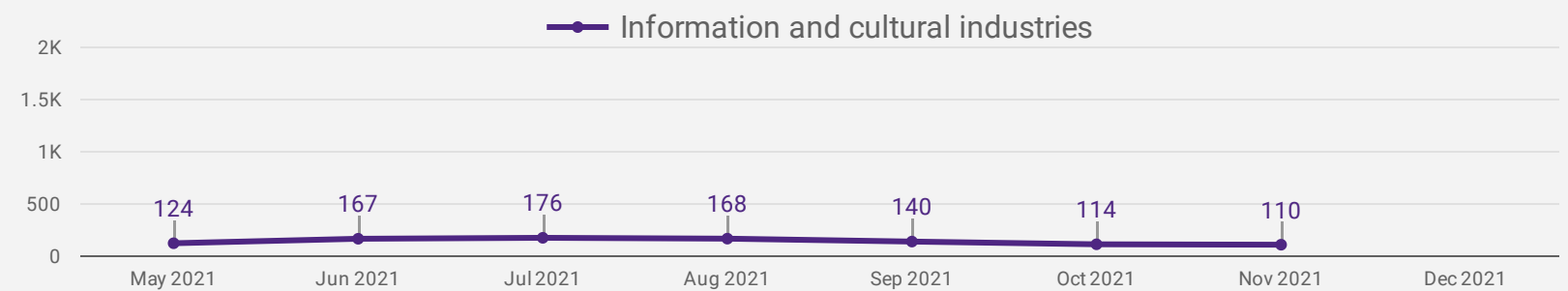
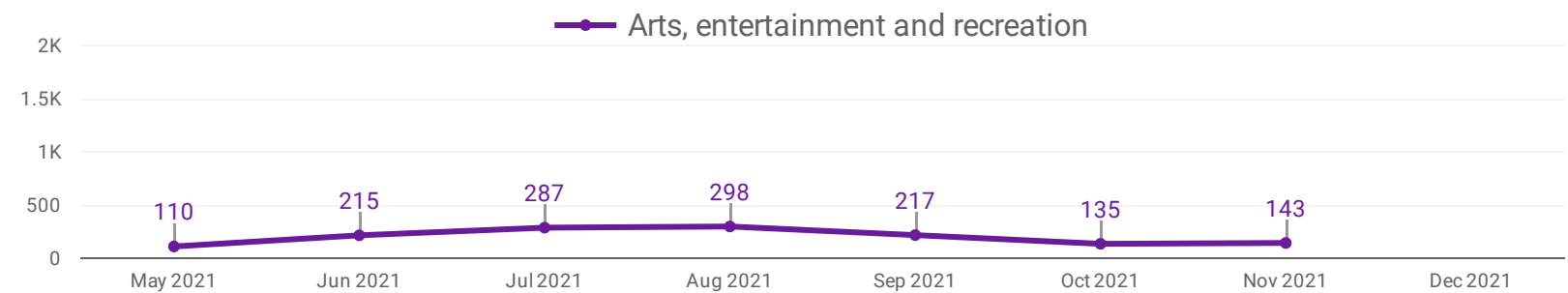
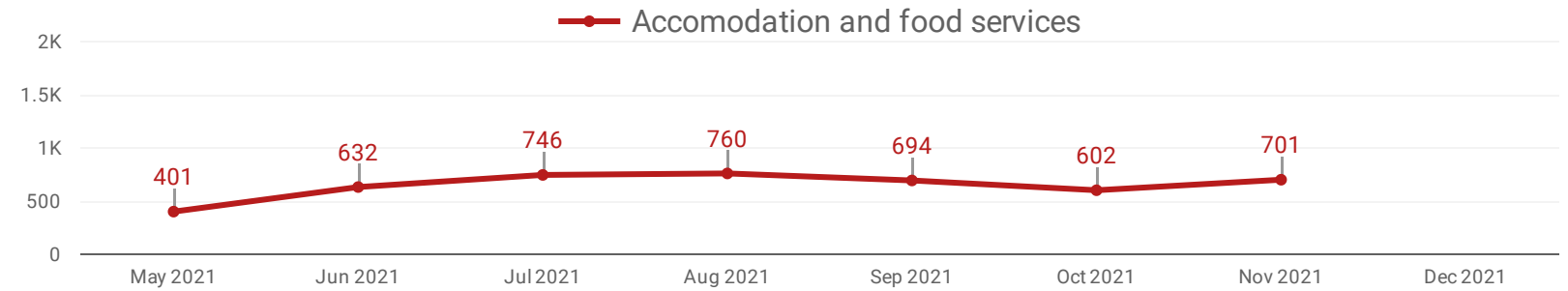
How many job postings were active for at least 1 day this month by sector?



NOTE: This graph cannot be filtered using the controls on the cover page

## DEMAND BY IMPACTED SECTOR (YORK REGION)

How many job postings were active for at least 1 day this month by sector?

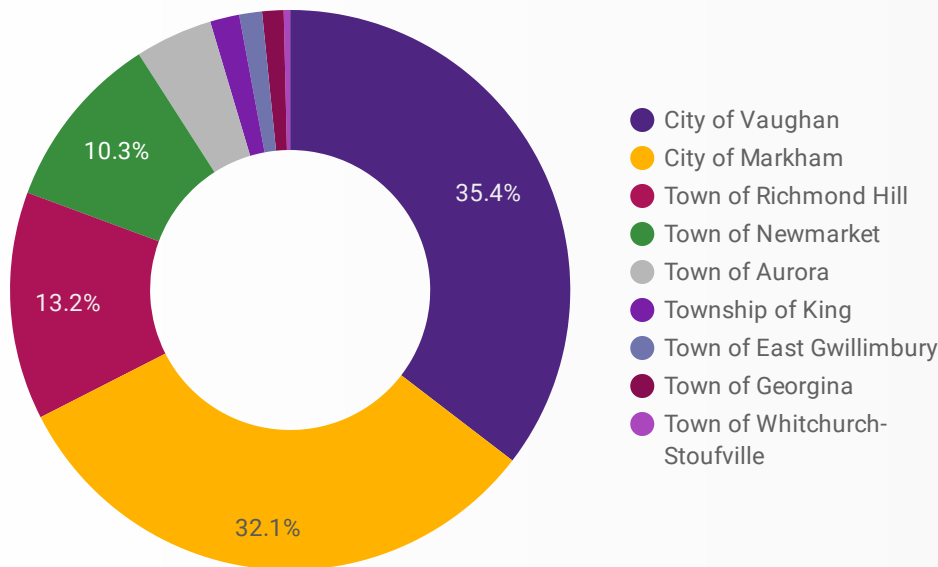


NOTE: This graph cannot be filtered using the controls on the cover page

## JOB POSTINGS BY MUNICIPALITY

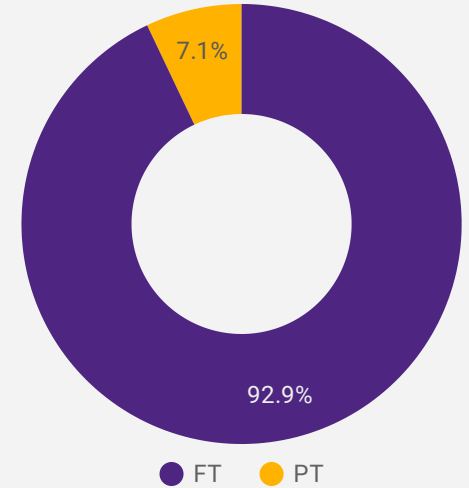
Where are job opportunities being offered?

	MUNICIPALITY	POSTING COUNT	AVG POSTING LENGTH IN DAYS	MEDIAN POSTING LENGTH IN DAYS
1.	City of Vaughan	7,594	19.9	18
2.	City of Markham	6,877	21.2	18
3.	Town of Richmond Hill	2,821	19.9	18
4.	Town of Newmarket	2,202	18.9	18
5.	Town of Aurora	959	19.7	18
6.	Township of King	362	17.5	16
7.	Town of East Gwillimbury	282	17.7	17
8.	Town of Georgina	265	18.8	18
9.	Town of Whitchurch-Stouffville	79	21.1	18



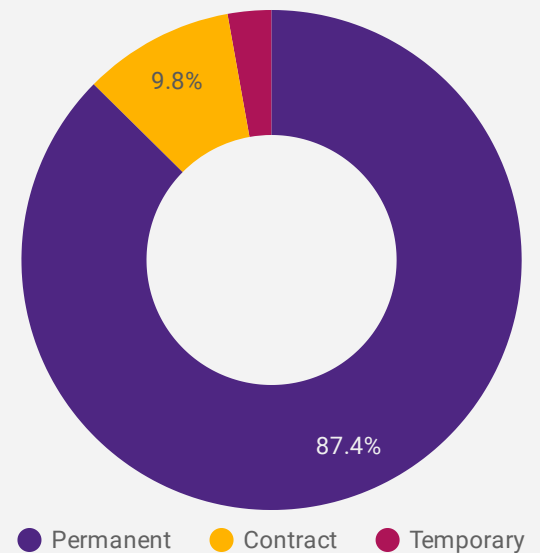
## JOB TYPE

Full-time vs Part-time



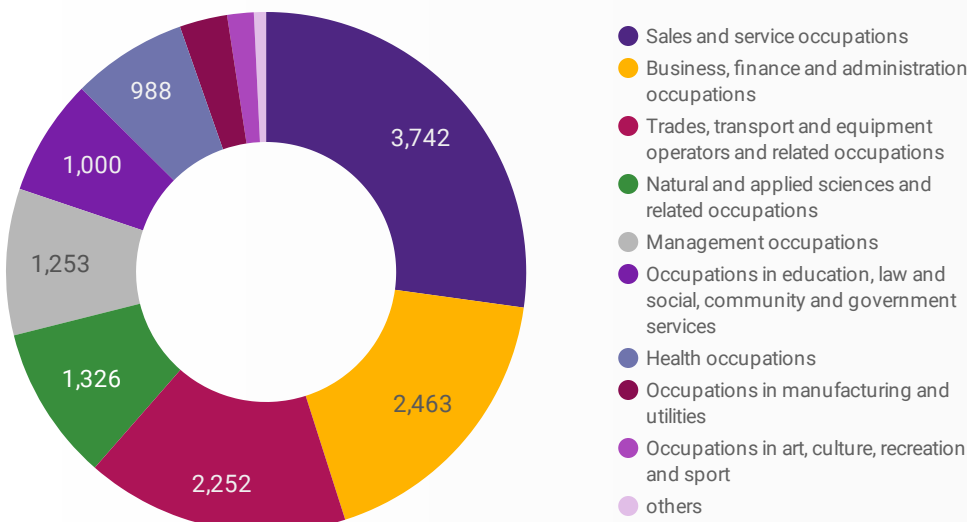
## JOB DURATION

Permanency of jobs posted



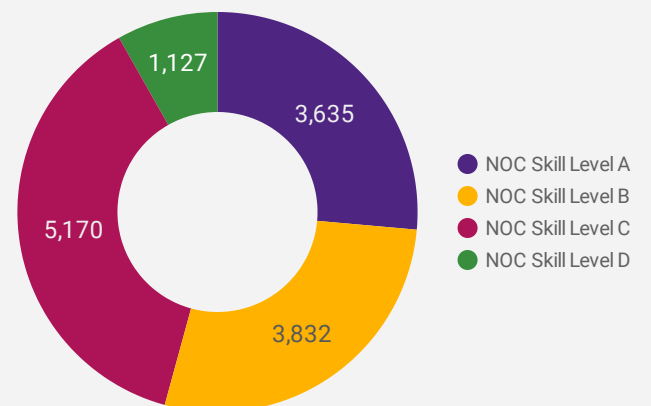
## JOB POSTINGS BY SKILL TYPE

What skill type is being recruited?



## JOB POSTINGS BY SKILL LEVEL

What education do occupations typically require?



Skill Level A = Usually University education | Skill Level B = Usually College education or Apprenticeship training | Skill Level C = Usually Secondary education or occupation-specific training | Skill Level D = Usually on-the-job training

## TOP HIRING EMPLOYERS & AGENCIES

Who is hiring?

	COMPANY	MUNICIPALITY	POSTINGS COUNT ▾	AVG POSTING LENGTH IN DAYS	MEDIAN POSTING LENGTH IN DAYS
1.	AMD	City of Markham	393	59.5	40
2.	MARKHAM STOUFFVILLE HOSPITAL	City of Markham	206	19.8	18
3.	AMD / Advanced Micro Devices, Inc.	City of Markham	201	18.0	18
4.	SOUTHLAKE REGIONAL HEALTH CENTRE	Town of Newmarket	155	28.4	17
5.	Southlake Regional Health Care Centre	Town of Newmarket	144	18.0	18
6.	STAPLES CANADA	Town of Richmond Hill	123	16.3	16
7.	TD	City of Markham	115	12.1	15
8.	RANDSTAD	City of Vaughan	108	20.2	18
9.	MACKENZIE HEALTH	City of Vaughan	105	17.2	18
10.	HCR Personnel	City of Vaughan	74	5.2	5
11.	MACKENZIE HEALTH	Town of Richmond Hill	73	15.6	15
12.	IBM	City of Markham	72	19.8	18
13.	Randstad Canada	City of Markham	67	66.6	75
14.	Advanced Micro Devices	City of Markham	65	22.7	9
15.	IBM CANADA LTD.	City of Markham	61	18.0	18
16.	YORK REGION DISTRICT SCHOOL BOARD	City of Markham	56	14.2	18
17.	TD BANK	City of Markham	53	16.8	17
18.	Aviva Canada Inc.	City of Markham	52	18.0	18
19.	Staples	Town of Richmond Hill	48	18.0	14
20.	City of Markham	City of Markham	47	15.2	17
21.	Zanchin Automotive Group	City of Vaughan	45	17.9	18
22.	OpenText	Town of Richmond Hill	45	18.3	18
23.	Magna International Inc.	City of Vaughan	45	17.6	18
24.	Randstad Canada	City of Vaughan	45	65.6	91
25.	Highlight Motor Freight Inc.	City of Vaughan	45	20.0	18
26.	AMICO CORPORATION	Town of Richmond Hill	44	18.0	18
27.	Global Employment	City of Vaughan	43	18.0	18
28.	Lowe's	City of Vaughan	42	15.6	18

## TOP HOURLY WAGES IN JOB POSTINGS

What are employers willing to pay to find the perfect candidate?

# of Minimum Wage Job Postings

245

JOB TITLE	COMPANY	LOCATION	WAGE VALUE
1. Osteopathic Manual Practitioner	VITALITY WELLNESS CENTRE	Town of Newmarket	98
2. Chief Executive Officer	Caitsol	City of Markham	85
3. Assistant Controller	Bevertec CST Inc	City of Vaughan	80
4. Speech-language Pathologist	Kayla's Children Centre	City of Vaughan	80
5. Chiroprapist	Mount Joy Foot Clinic & Orthotic Centre	City of Markham	75
6. Traffic Control Person	Carraway Parking	Town of Richmond Hill	75
7. Snow Removal	Snow Smart	City of Vaughan	75
8. Warehouse Associate (ft)	Nutraways Enterprises	City of Markham	75
9. Registered Massage Therapist (rmt)	Tsingtao Wellness Spa (Thornhill)	City of Markham	72
10. Chief Technology Officer (cto)	Dollar Tech Inc.	City of Vaughan	70
11. Construction Project Manager	INTEGRO BUILDING SYSTEMS	City of Vaughan	70
12. Executive Director - Goods Production, Utilities, Transportation And Construction	Elite Golden Organic Food Inc.	City of Markham	70

1 - 100 / 6205 < >

## TOP SALARIES IN JOB POSTINGS

What are employers willing to pay to find the perfect candidate?

JOB TITLE	COMPANY	LOCATION	WAGE VALUE
1. Realtor	One Percent Realty Ltd. Brokerage	Town of Newmarket	350,000
2. Associate Dentist	CONCORD DENTAL	City of Vaughan	306,502
3. Dental Associate	Summerhill Dental Office	Town of Newmarket	300,000
4. Owner Operator Truck Driver	SKELTON TRUCK LINES LTD.	Town of Newmarket	300,000
5. Primary Care Physician - Telemedicine	Jack Nathan Health	City of Markham	300,000
6. Account Manager	THE BILL ADVISERS CORPORATION	City of Markham	300,000
7. Mortgage Specialist	Allure Mortgage Firm	City of Markham	300,000
8. Family Physician	Jack Nathan Health	Town of Georgina	300,000
9. Associate Dentist	PARKSIDE DENTAL CARE	Town of Newmarket	297,090
10. Subcontractor/professional Mover	Power Moving	City of Vaughan	250,000
11. Associate Dentist	WOODBRIDGE DENTAL OFFICE	City of Markham	250,000

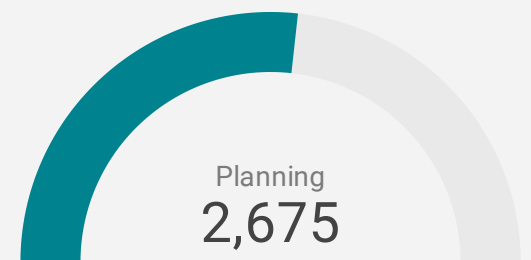
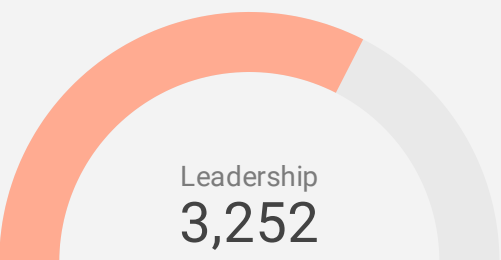
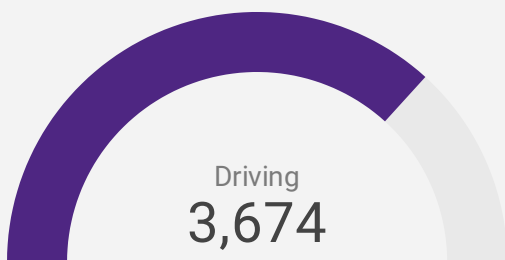
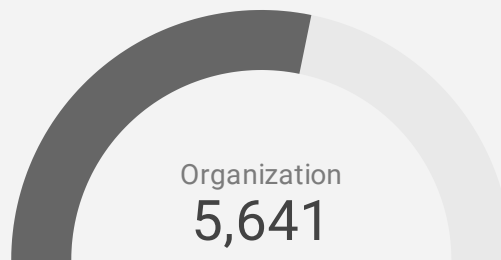
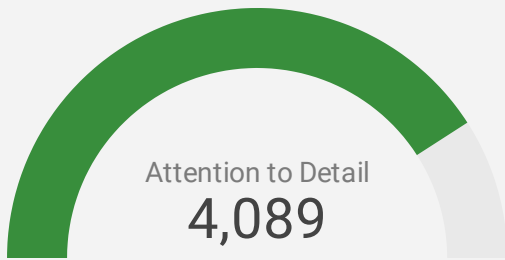
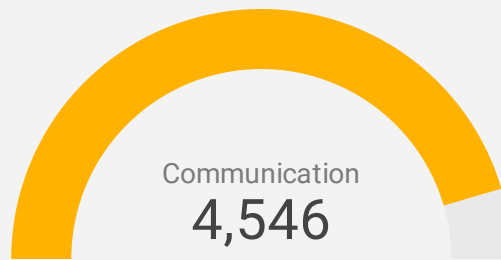
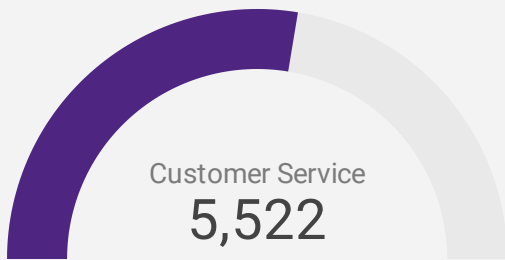
1 - 100 / 8476 < >

## TOP IN-DEMAND SKILLS

How many times were these skills found in job postings?

ACTIVE JOB POSTINGS THIS MONTH

21,857



## KEY JOB REQUIREMENTS

How often are these requirements desired in job postings?

ACTIVE JOB POSTINGS THIS MONTH

21,857



Driver's License  
379



First Aid  
728



Regular Access to a Vehicle  
644



Criminal Record Check  
1,012



Microsoft Office  
1,539



Food Safety  
322



## TOP OCCUPATIONS BY SKILL, FREQUENCY & DURATION

What jobs are in-demand and/or hard to fill?

	4 DIGIT NOC	4 DIGIT NOC NAME	SKILL LEVEL	POSTING COUNT	AVG POSTING LENGTH IN DAYS	MEDIAN POSTING LENGTH IN DAYS
1.	7452	Material handlers	NOC Skill Level C	802	19.1	18
2.	6421	Retail salespersons	NOC Skill Level C	760	17.6	18
3.	6552	Other customer and information services representatives	NOC Skill Level C	546	17.7	18
4.	1241	Administrative assistants	NOC Skill Level B	392	21.4	18
5.	4412	Home support workers, housekeepers and related occupations	NOC Skill Level C	389	22.7	18
6.	6322	Cooks	NOC Skill Level B	318	23.4	18
7.	621	Retail and wholesale trade managers	NOC Skill Level A	290	18.7	18
8.	3012	Registered nurses and registered psychiatric nurses	NOC Skill Level A	287	20.5	18
9.	2132	Mechanical engineers	NOC Skill Level A	247	36.2	18
10.	1414	Receptionists	NOC Skill Level C	244	17.5	18
11.	6731	Light duty cleaners	NOC Skill Level D	206	23.6	18
12.	7514	Delivery and courier service drivers	NOC Skill Level C	204	16.7	18
13.	7511	Transport truck drivers	NOC Skill Level C	201	18.6	18
14.	1114	Other financial officers	NOC Skill Level A	171	16.7	18
15.	6711	Food counter attendants, kitchen helpers and related support occupations	NOC Skill Level D	169	19.3	18
16.	6611	Cashiers	NOC Skill Level D	169	18.6	18
17.	6513	Food and beverage servers	NOC Skill Level C	165	17.2	18
18.	1431	Accounting and related clerks	NOC Skill Level C	160	18.2	18
19.	4411	Home child care providers	NOC Skill Level C	146	73.6	82.5
20.	1521	Shippers and receivers	NOC Skill Level C	140	19.8	18
21.	2173	Software engineers and designers	NOC Skill Level A	136	45.0	18
22.	6541	Security guards and related security service occupations	NOC Skill Level C	127	19.0	18
23.	6622	Store shelf stockers, clerks and order fillers	NOC Skill Level D	127	16.5	18
24.	124	Advertising, marketing and public relations managers	NOC Skill Level A	124	23.9	18
25.	1311	Accounting technicians and bookkeepers	NOC Skill Level B	123	25.4	18
26.	1123	Professional occupations in advertising, marketing and public relations	NOC Skill Level A	122	24.0	18
27.	714	Facility operation and maintenance managers	NOC Skill Level A	115	28.5	18
28.	1411	General office support workers	NOC Skill Level C	102	17.8	18
29.	3219	Other medical technologists and technicians (except dental health)	NOC Skill Level B	99	16.4	18

## JOB POSTINGS BY 3-DIGIT NATIONAL OCCUPATION CLASSIFICATION

What jobs are hard to fill and/or in-demand?

	3 DIGIT NOC	3 DIGIT NOC NAME	SKILL LEVEL	POSTING COUNT	AVG POSTING LENGTH IN DAYS	MEDIAN POSTING LENGTH IN DAYS
1.	745	Longshore workers and material handlers	NOC Skill Level C	802	19.1	18
2.	642	Retail salespersons	NOC Skill Level C	760	17.6	18
3.	655	Customer and information services representatives	NOC Skill Level C	562	17.7	18
4.	441	Home care providers and educational support occupations	NOC Skill Level C	543	30.9	18
5.	124	Office administrative assistants - general, legal and medical	NOC Skill Level B	449	21.2	18
6.	751	Motor vehicle and transit drivers	NOC Skill Level C	425	17.6	18
7.	632	Chefs and cooks	NOC Skill Level B	396	24.1	18
8.	217	Computer and information systems professionals	NOC Skill Level A	351	30.0	18
9.	141	General office workers	NOC Skill Level C	351	17.6	18
10.	111	Auditors, accountants and investment professionals	NOC Skill Level A	351	18.9	18
11.	673	Cleaners	NOC Skill Level D	344	21.5	18
12.	213	Civil, mechanical, electrical and chemical engineers	NOC Skill Level A	333	33.6	18
13.	301	Professional occupations in nursing	NOC Skill Level A	291	20.6	18
14.	062	Retail and wholesale trade managers	NOC Skill Level A	290	18.7	18
15.	122	Administrative and regulatory occupations	NOC Skill Level B	288	22.7	18
16.	651	Occupations in food and beverage service	NOC Skill Level C	261	17.3	18
17.	152	Supply chain logistics, tracking and scheduling co-ordination occupations	NOC Skill Level C	250	18.5	18
18.	143	Financial, insurance and related administrative support workers	NOC Skill Level C	217	17.9	18
19.	011	Senior managers - construction, transportation, production and utilities	NOC Skill Level A	216	28.6	18
20.	112	Human resources and business service professionals	NOC Skill Level A	207	23.2	18
21.	012	Senior managers - construction, transportation, production and utilities	NOC Skill Level A	190	23.3	18
22.	662	Other sales support and related occupations	NOC Skill Level D	188	17.5	18
23.	421	Paraprofessional occupations in legal, social, community and education services	NOC Skill Level B	184	19.9	18
24.	321	Medical technologists and technicians (except dental health)	NOC Skill Level B	173	17.1	18
25.	671	Food counter attendants, kitchen helpers and related support occupations	NOC Skill Level D	169	19.3	18
26.	661	Cashiers	NOC Skill Level D	169	18.6	18
27.	071	Managers in customer and personal services, n.e.c.	NOC Skill Level A	168	26.3	18
28.	131	Finance, insurance and related business administrative occupations	NOC Skill Level B	143	28.7	18

## JOB POSTINGS BY 2-DIGIT NATIONAL OCCUPATION CLASSIFICATION

What jobs are hard to fill and/or in-demand?

	2 DIGIT NOC	2 DIGIT NOC NAME	SKILL LEVEL	POSTING COUNT	AVG POSTING LENGTH IN DAYS	MEDIAN POSTING LENGTH IN DAYS
1.	65	Service representatives and other customer and personal services occupations	NOC Skill Level C	1,070	18.2	18
2.	21	Professional occupations in natural and applied sciences	NOC Skill Level A	981	29.5	18
3.	74	Other installers, repairers and servicers and material handlers	NOC Skill Level C	856	19.9	18
4.	12	Administrative and financial supervisors and administrative occupations	NOC Skill Level B	834	22.3	18
5.	64	Sales representatives and salespersons - wholesale and retail trade	NOC Skill Level C	789	17.7	18
6.	63	Service supervisors and specialized service occupations	NOC Skill Level B	656	26.6	18
7.	14	Office support occupations	NOC Skill Level C	653	17.9	18
8.	11	Professional occupations in business and finance	NOC Skill Level A	558	20.6	18
9.	44	Care providers and educational, legal and public protection support occupations	NOC Skill Level C	545	30.8	18
10.	67	Service support and other service occupations, n.e.c.	NOC Skill Level D	527	20.6	18
11.	72	Industrial, electrical and construction trades	NOC Skill Level B	523	26.1	18
12.	75	Transport and heavy equipment operation and related maintenance occupations	NOC Skill Level C	488	18.5	18
13.	01	Senior managers - construction, transportation, production and utilities	NOC Skill Level A	466	28.6	18
14.	06	Middle management occupations in retail and wholesale trade and customer services	NOC Skill Level A	439	21.4	18
15.	66	Sales support occupations	NOC Skill Level D	357	18.1	18
16.	22	Technical occupations related to natural and applied sciences	NOC Skill Level B	345	24.1	18
17.	62	Retail sales supervisors and specialized sales occupations	NOC Skill Level B	343	23.3	18
18.	32	Technical occupations in health	NOC Skill Level B	338	17.4	18
19.	30	Professional occupations in nursing	NOC Skill Level A	291	20.6	18
20.	73	Maintenance and equipment operation trades	NOC Skill Level B	277	24.6	18
21.	15	Distribution, tracking and scheduling co-ordination occupations	NOC Skill Level C	275	18.5	18
22.	31	Professional occupations in health (except nursing)	NOC Skill Level A	216	18.4	18
23.	41	Professional occupations in law and social, community and government services	NOC Skill Level A	188	17.5	18
24.	42	Paraprofessional occupations in legal, social, community and education services	NOC Skill Level B	184	19.9	18
25.	07	Managers in customer and personal services, n.e.c.	NOC Skill Level A	180	27.8	18
26.	95	Assemblers in manufacturing	NOC Skill Level C	167	24.9	18
27.	52	Technical occupations in art, culture, recreation and sport	NOC Skill Level B	162	25.7	18

## MULTILINGUAL JOB POSTINGS BY THE NUMBERS

ACTIVE POSTINGS: 285  
NEW POSTINGS: 16  
COMPANIES: 213  
LANGUAGES: 9

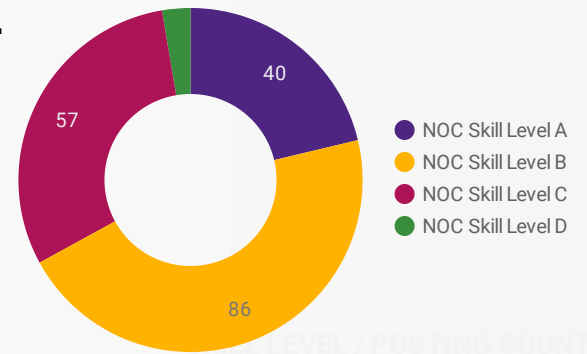
## # OF DAYS POSTED

AVERAGE: 66.7  
MEDIAN: 56

## MULTILINGUAL JOB POSTINGS BY SKILL LEVEL

What language skills are employers looking for by occupational skill level?

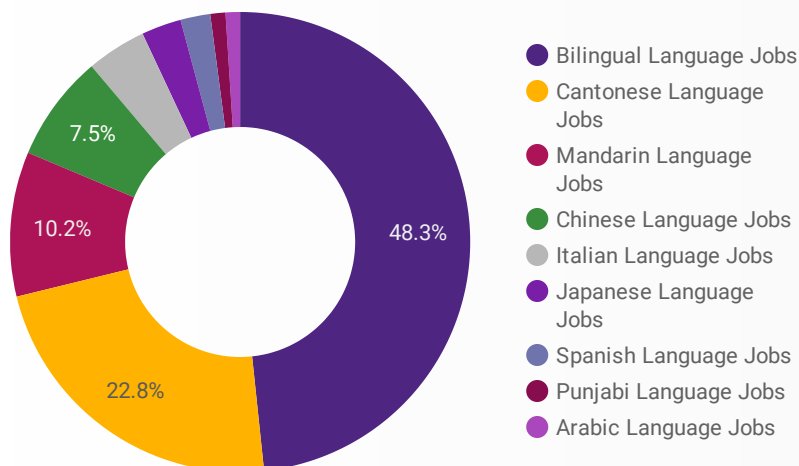
- 40 Skill Level A - Management/ Professional Occupations usually requiring University
- 86 Skill Level B - Usually college education or apprenticeship training
- 57 Skill Level C - Usually secondary education or occupation-specific training
- 5 Skill Level D - Usually on-the-job training



LANGUAGES	NOC Skill Level A	NOC Skill Level B	NOC Skill Level C	NOC Skill Level D
Bilingual Language Jobs	...	...	...	3
Cantonese Language Jobs	5	...	...	
Mandarin Language Jobs	6	4	...	
Italian Language Jobs		...	1	
Japanese Language Jobs	1	...		1
Chinese Language Jobs	7	5	2	1
Spanish Language Jobs		3	2	
Punjabi Language Jobs	1	1	2	
Arabic Language Jobs		1		

## LANGUAGE SKILLS BREAKDOWN

Which kinds of language skills do employers seek?



LANGUAGES	POSTING COUNT
1. Bilingual Language Jobs	139
2. Cantonese Language Jobs	57
3. Mandarin Language Jobs	25
4. Chinese Language Jobs	19
5. Italian Language Jobs	17
6. Japanese Language Jobs	16
7. Spanish Language Jobs	5
8. Punjabi Language Jobs	5
9. Arabic Language Jobs	2

## LANGUAGE SKILLS BEING RECRUITED BY SKILL TYPE

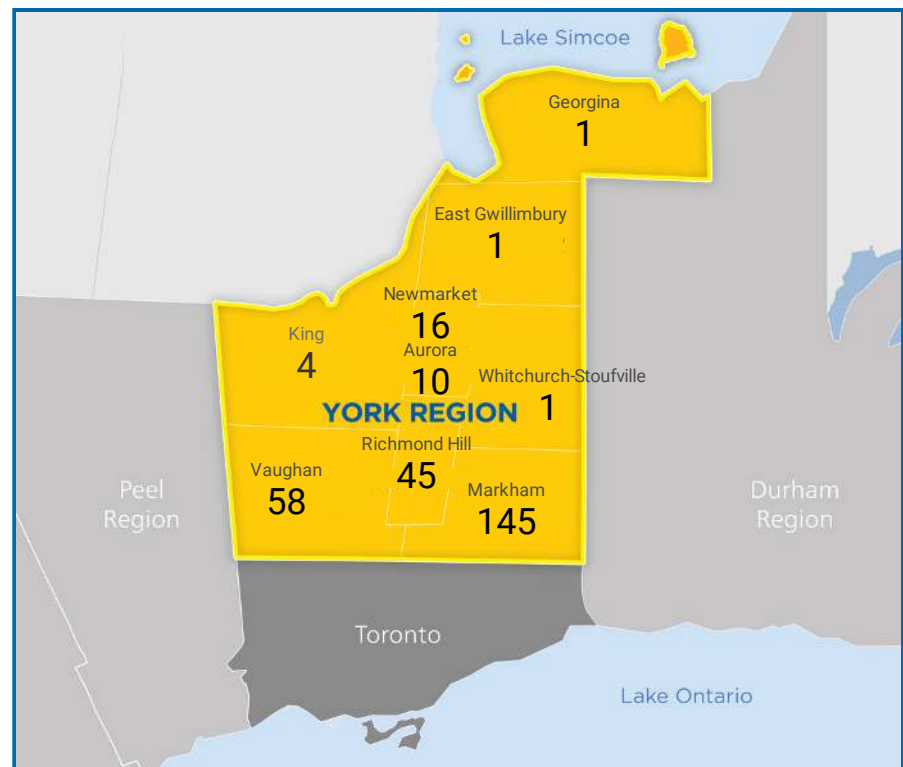
What language skills are sought by 1-Digit NOC?

SKILL TYPE NAME	Bilingual ...	Cantones...	Mandarin...	Italian La...	Japanese...	Chinese ...	Grand total
Business, finance and administration occu...	21	15	4	1		5	48
Health occupations	3	2	2			1	9
Management occupations	7	4	4		1	2	18
Natural and applied sciences and related o...	9				1		11
Natural resources, agriculture and related ...	1						2
Occupations in art, culture, recreation and ...						3	3
Occupations in education, law and social, ...	7	5	1				14
Occupations in manufacturing and utilities	1	1				1	3
Sales and service occupations	20	8	7	15	13	3	69
Trades, transport and equipment operator...	7	1	2				11
<b>Grand total</b>	<b>76</b>	<b>36</b>	<b>20</b>	<b>16</b>	<b>15</b>	<b>15</b>	<b>188</b>

## MULTILINGUAL JOB POSTINGS BY MUNICIPALITY

What language skills are sought by 4-Digit NOC?

	MUNICIPALITY	JOB LANGUAGES	AVG POSTING LENGTH IN DAYS	MEDIAN POSTING LENGTH IN DAYS
1.	City of Markham	145	21.2	18
2.	City of Vaughan	58	19.9	18
3.	Town of Richmond Hill	45	19.9	18
4.	Town of Newmarket	16	18.9	18
5.	Town of Aurora	10	19.7	18
6.	Township of King	4	17.5	16
7.	Town of Whitchurch-Stouffville	1	21.1	18
8.	Town of East Gwillimbury	1	17.7	17
9.	Town of Georgina	1	18.8	18



## LANGUAGE DEMAND BY JOB

What language skills are sought by 4-Digit NOC?

4 DIGIT NOC NAME	POSTINGS
1. Cooks	24
2. Other customer and information services re...	16
3. Administrative assistants	14
4. Receptionists	7
5. Retail and wholesale trade managers	6
6. Home support workers, housekeepers and r...	6
7. Professional occupations in advertising, ma...	6
8. Chefs	5
9. Financial sales representatives	5
10. Other financial officers	4
11. Other instructors	4
12. Accounting and related clerks	4
13. Retail salespersons	3
14. Advertising, marketing and public relations ...	3
15. Delivery and courier service drivers	3
16. User support technicians	3
17. Editors	2
18. Senior managers - financial, communication...	2
19. Accounting technicians and bookkeepers	2
20. Insurance agents and brokers	2
21. Food and beverage servers	2
22. Senior managers - trade, broadcasting and o...	2
23. Human resources and recruitment officers	2
24. Nurse aides, orderlies and patient service a...	2
25. Material handlers	2
26. Janitors, caretakers and building superinten...	2
27. Other medical technologists and technician...	2
28. Data entry clerks	2
29. Tilesetters	2
30. Technical sales specialists - wholesale trade	2
31. General farm workers	2

1 - 74 / 74 < >

## MULTILINGUAL HIRING EMPLOYERS

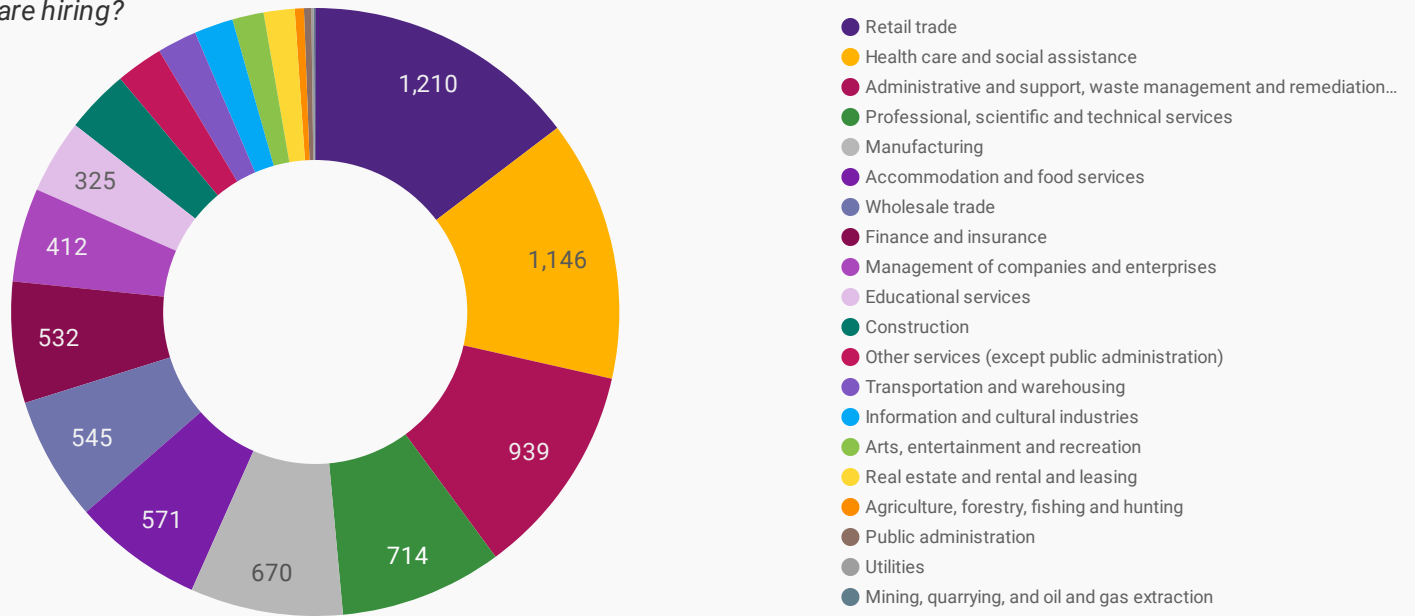
Which employers are seeking multilingual candidates?

COMPANY	POSTINGS
1. T&T Supermarket	9
2. STAPLES CANADA	6
3. Randstad Canada	5
4. HSBC	5
5. Aecom Technology Corporation	4
6. VetStrategy	4
7. REITMANS	3
8. CENTURY 21 KENNECT REALTY	3
9. TELUS	3
10. Hollandia Bakeries Ltd	3
11. MULTITECH CONTRACTING 2000	3
12. Farm Boy Inc.	3
13. Kijiji Jobs	3
14. Carefirst Seniors & Community Services Association	3
15. TD	3
16. Agilus	2
17. Mirabelli Corporation	2
18. WSP	2
19. Bmo	2
20. COSTA SORRENTO RESTAURANT	2
21. WALES OPTICAL	2
22. Thermo Fisher Scientific	2
23. Spaice	2
24. JY Care	2
25. Meritrust Financial Group Inc.	2
26. Sentrex Health Solutions	2
27. INDIGO	2
28. Farm Boy	2
29. YORK REGION DISTRICT SCHOOL BOARD	2
30. MARKHAM HONDA	2

1 - 50 / 215 < >

## TOP HIRING SECTORS BY 2-DIGIT NAICS CODE

What sectors are hiring?



	2-DIGIT NAICS LABEL	NAICS CODE	POSTING COUNT	AVG POSTING LENGTH IN DAYS	MEDIAN POSTING LENGTH IN DAYS
1.	Retail trade	44-45	1,210	18.1	18
2.	Health care and social assistance	62	1,146	18.7	18
3.	Administrative and support, waste management and remediation services	56	939	18.8	18
4.	Professional, scientific and technical services	54	714	19.8	18
5.	Manufacturing	31-33	670	20.8	18
6.	Accommodation and food services	72	571	19.9	18
7.	Wholesale trade	41	545	20.8	18
8.	Finance and insurance	52	532	15.8	16
9.	Management of companies and enterprises	55	412	17.3	18
10.	Educational services	61	325	16.5	18
11.	Construction	23	280	22.8	18
12.	Other services (except public administration)	81	207	22.5	18
13.	Transportation and warehousing	48-49	174	19.0	18
14.	Information and cultural industries	51	171	18.3	18
15.	Arts, entertainment and recreation	71	138	17.7	18
16.	Real estate and rental and leasing	53	136	21.2	18
17.	Agriculture, forestry, fishing and hunting	11	40	14.0	15
18.	Public administration	91	32	16.7	18
19.	Utilities	22	11	18.0	18
20.	Mining, quarrying, and oil and gas extraction	21	6	17.7	18

NOTE: NAICS code 56 includes Employment Agencies. Manufacturing includes codes 31-33, Retail Trade includes codes 44-45 and Transportation and Warehousing includes codes 48-49.

## TOP HIRING SECTORS BY 3-DIGIT NAICS CODE

What sectors are hiring?

	3-DIGIT NAICS LABEL	NAICS CODE	POSTING COUNT	AVG POSTING LENGTH IN DAYS	MEDIAN POSTING LENGTH IN DAYS
1.	Administrative and support services	561	931	18.8	18
2.	Professional, scientific and technical services	541	714	19.8	18
3.	Hospitals	622	541	20.1	18
4.	Food services and drinking places	722	540	20.1	18
5.	Management of companies and enterprises	551	412	17.3	18
6.	Credit intermediation and related activities	522	401	14.6	15
7.	Ambulatory health care services	621	360	17.9	18
8.	Educational services	611	325	16.5	18
9.	Clothing and clothing accessories stores	448	242	20.2	18
10.	Food and beverage stores	445	217	21.4	18
11.	Social assistance	624	185	17.2	18
12.	Specialty trade contractors	238	161	21.9	18
13.	Motor vehicle and parts dealers	441	156	17.9	18
14.	Health and personal care stores	446	155	16.5	17
15.	Building material and supplies merchant wholesalers	416	128	19.8	18
16.	Building material and garden equipment and supplies dealers	444	125	16.4	18
17.	Amusement, gambling and recreation industries	713	121	17.8	18
18.	Machinery, equipment and supplies merchant wholesalers	417	115	17.8	18
19.	Food, beverage and tobacco merchant wholesalers	413	111	25.8	18
20.	Repair and maintenance	811	108	19.6	18
21.	Insurance carriers and related activities	524	96	19.9	18
22.	Furniture and home furnishings stores	442	93	22.0	18
23.	Fabricated metal product manufacturing	332	90	20.9	18
24.	Machinery manufacturing	333	82	19.8	18
25.	Telecommunications	517	79	18.0	18
26.	General merchandise stores	452	76	9.6	5
27.	Computer and electronic product manufacturing	334	76	21.4	18
28.	Real estate	531	74	22.5	18
29.	Personal and household goods merchant wholesalers	414	74	25.2	18
30.	Personal and laundry services	812	72	26.5	18
31.	Transportation equipment manufacturing	336	67	16.5	18



## TOP HIRING SECTORS BY 4-DIGIT NAICS CODE

What sectors are hiring?

	4-DIGIT NAICS LABEL	NAICS CODE	POSTING COUNT	AVG POSTING LENGTH IN DAYS	MEDIAN POSTING LENGTH IN DAYS
1.	Employment services	5613	713	19.2	18
2.	General medical and surgical hospitals	6221	541	20.1	18
3.	Full-service restaurants and limited-service eating places	7225	537	19.9	18
4.	Management of companies and enterprises	5511	412	17.3	18
5.	Depository credit intermediation	5221	392	14.6	15
6.	Computer systems design and related services	5415	229	19.0	18
7.	Elementary and secondary schools	6111	228	15.6	18
8.	Clothing stores	4481	212	20.4	18
9.	Architectural, engineering and related services	5413	197	22.9	18
10.	Health and personal care stores	4461	155	16.5	17
11.	Grocery stores	4451	150	20.4	18
12.	Offices of other health practitioners	6213	150	18.3	18
13.	Automobile dealers	4411	140	18.1	18
14.	Building material and supplies dealers	4441	125	16.4	18
15.	Food merchant wholesalers	4131	104	26.3	18
16.	Other amusement and recreation industries	7139	103	17.7	18
17.	Other professional, scientific and technical services	5419	99	17.2	18
18.	Child day-care services	6244	98	17.6	18
19.	Offices of dentists	6212	93	19.4	18
20.	Agencies, brokerages and other insurance related activities	5242	93	20.1	18
21.	Building equipment contractors	2382	88	20.6	18
22.	Services to buildings and dwellings	5617	87	18.0	18
23.	Electrical, plumbing, heating and air-conditioning equipment and supplies merchant wholesalers	4161	84	17.7	18
24.	Individual and family services	6241	82	17.0	18
25.	Investigation and security services	5616	81	17.2	18
26.	Other schools and instruction	6116	74	17.5	18
27.	Specialty food stores	4452	65	23.5	18
28.	Automotive repair and maintenance	8111	65	18.2	18
29.	Electronics and appliance stores	4431	64	13.3	15
30.	Management, scientific and technical consulting services	5416	60	18.6	17
31.	Architectural and structural metals manufacturing	3323	60	22.5	18

## TOP HIRING SECTORS BY 5-DIGIT NAICS CODE

What sectors are hiring?

	5-DIGIT NAICS LABEL	NAICS CODE	POSTING COUNT	AVG POSTING LENGTH IN DAYS	MEDIAN POSTING LENGTH IN DAYS
1.	Employment placement agencies and executive search services	56131	653	19.3	18
2.	General medical and surgical hospitals	62211	541	20.1	18
3.	Full-service restaurants and limited-service eating places	72251	537	19.9	18
4.	Management of companies and enterprises	55111	412	17.3	18
5.	Banking	52211	391	14.6	15
6.	Computer systems design and related services	54151	229	19.0	18
7.	Elementary and secondary schools	61111	228	15.6	18
8.	Engineering services	54133	170	24.0	18
9.	Supermarkets and other grocery (except convenience) stores	44511	150	20.4	18
10.	New car dealers	44111	138	18.1	18
11.	Pharmacies and drug stores	44611	101	15.2	15
12.	Child day-care services	62441	98	17.6	18
13.	Offices of dentists	62121	93	19.4	18
14.	Insurance agencies and brokerages	52421	79	20.7	18
15.	Fitness and recreational sports centres	71394	76	17.7	18
16.	Family clothing stores	44814	70	24.4	18
17.	Home centres	44411	67	17.0	18
18.	Offices of all other health practitioners	62139	66	17.6	18
19.	Electrical wiring and construction supplies merchant wholesalers	41611	65	17.7	18
20.	Other clothing stores	44819	65	17.6	18
21.	Electronics and appliance stores	44314	64	13.3	15
22.	All other schools and instruction	61169	62	17.6	18
23.	Temporary help services	56132	60	16.9	18
24.	Department stores	45211	57	7.4	4
25.	Services for the elderly and persons with disabilities	62412	57	17.4	18
26.	Furniture stores	44211	57	23.6	18
27.	Ornamental and architectural metal product manufacturing	33232	56	21.9	18
28.	Veterinary services	54194	55	17.3	18
29.	Other specialty food stores	44529	55	24.3	18
30.	Other telecommunications	51791	54	18.1	16
31.	Community care facilities for the elderly	62331	54	16.5	18

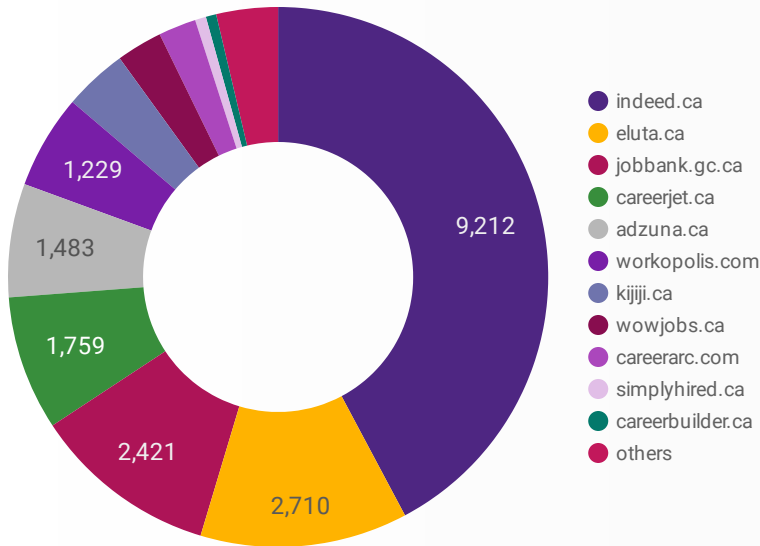
## TOP HIRING SECTORS BY 6-DIGIT NAICS CODE

What sectors are hiring?

	6-DIGIT NAICS LABEL	NAICS CODE	POSTING COUNT	AVG POSTING LENGTH IN DAYS	MEDIAN POSTING LENGTH IN DAYS
1.	Employment placement agencies and executive search services	561310	653	19.3	18
2.	Holding companies	551113	412	17.3	18
3.	Full-service restaurants	722511	384	21.3	18
4.	Corporate and institutional banking industry	522112	375	14.4	15
5.	General (except paediatric) hospitals	622111	335	20.4	18
6.	Computer systems design and related services (except video game design and development)	541514	229	19.0	18
7.	Elementary and secondary schools	611110	228	15.6	18
8.	Paediatric hospitals	622112	206	19.8	18
9.	Engineering services	541330	170	24.0	18
10.	Limited-service eating places	722512	153	16.8	15
11.	Supermarkets and other grocery (except convenience) stores	445110	150	20.4	18
12.	New car dealers	441110	138	18.1	18
13.	Pharmacies and drug stores	446110	101	15.2	15
14.	Child day-care services	624410	98	17.6	18
15.	Offices of dentists	621210	93	19.4	18
16.	Insurance agencies and brokerages	524210	79	20.7	18
17.	Fitness and recreational sports centres	713940	76	17.7	18
18.	Family clothing stores	448140	70	24.4	18
19.	Home centres	444110	67	17.0	18
20.	Offices of all other health practitioners	621390	66	17.6	18
21.	All other clothing stores	448199	65	17.6	18
22.	Electrical wiring and construction supplies merchant wholesalers	416110	65	17.7	18
23.	Appliance, television and other electronics stores	443143	63	13.3	15
24.	All other schools and instruction	611690	62	17.6	18
25.	Temporary help services	561320	60	16.9	18
26.	Services for the elderly and persons with disabilities	624120	57	17.4	18
27.	Department stores	452110	57	7.4	4
28.	Furniture stores	442110	57	23.6	18
29.	Veterinary services	541940	55	17.3	18
30.	All other telecommunications	517919	54	18.1	16

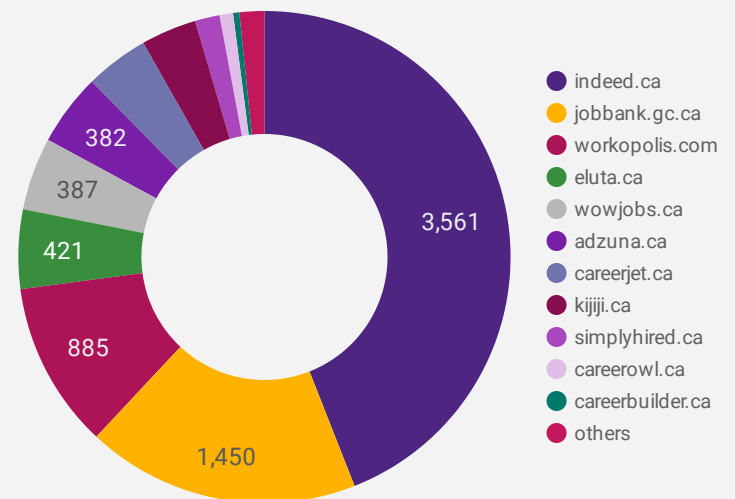
## JOB POSTINGS BY JOB BOARD

What share of unique job postings appear on each job board?



## COMPANIES BY JOB BOARD

What share of unique job postings appear on each job board?



## JOB POSTING DETAILS BY JOB BOARD

How does job posting activity differ by job board?

	JOB BOARD	POSTING COUNT	AVG POSTING LENGTH IN DAYS	MEDIAN POSTING LENGTH IN DAYS	# OF COMPANIES
1.	indeed.ca	9,212	17.9	18	3,561
2.	eluta.ca	2,710	18.0	18	421
3.	jobbank.gc.ca	2,421	41.7	30	1,450
4.	careerjet.ca	1,759	18.3	9	338
5.	adzuna.ca	1,483	15.0	15	382
6.	workopolis.com	1,229	14.9	15	885
7.	kijiji.ca	830	15.0	15	295
8.	wowjobs.ca	600	16.0	16	387
9.	careerarc.com	492	55.0	30	23
10.	simplyhired.ca	144	15.0	15	131
11.	careerbuilder.ca	136	20.4	21	33
12.	randstad.ca	125	64.2	78	1
13.	itjobs.ca	119	39.9	35	6
14.	jobillico.com	113	20.6	13	24
15.	network.applytoeducation.com	103	8.1	6	6
16.	careerowl.ca	102	119.2	115	72
17.	york.njoyn.com	55	17.0	14	1