

# JOB DEMAND REPORT

## JANUARY 2022

### HIGHLIGHTS

#### JOB POSTINGS BY THE NUMBERS

POSTING COUNT	NEW THIS MONTH	COMPANIES	JOB BOARDS
21,280	13,556	6,479	34

#### # OF DAYS POSTED

AVERAGE	MEDIAN
20.4	18

## REPORT BUILDER

The default filter selection below will show all job demand data for the month. You can use the filters to create a customized report for the purpose of understanding a subset of the data.

#### OCCUPATION FILTERS

SKILL TYPE NAME / 1-DIGIT NOC	▼
MAJOR GROUP / 2-DIGIT NOC	▼
MINOR GROUP / 3-DIGIT NOC	▼
UNIT GROUP / 4-DIGIT NOC	▼
SKILL LEVEL	▼
JOB TYPE	▼
JOB DURATION	▼
ADDITIONAL LANGUAGE	▼
SPECIFIC JOB TAGS	▼

#### INDUSTRY/SECTOR FILTERS

HIRING SECTOR BY 2-DIGIT NAICS CODE	▼
HIRING SECTOR BY 3-DIGIT NAICS CODE	▼
HIRING SECTOR BY 4-DIGIT NAICS CODE	▼
HIRING SECTOR BY 5-DIGIT NAICS CODE	▼
HIRING SECTOR BY 6-DIGIT NAICS CODE	▼

#### OTHER FILTERS

MUNICIPALITY	▼
JOB BOARD	▼

NOC = National Occupation Classification | NAICS = North American Industry Classification System

Page 1 of 20

#### Source:

Job posting data collected by Workforce Planning Board of York Region from job boards and employer websites who recruit candidates in York Region.

Canada

EMPLOYMENT  
ONTARIO

EMPLOI  
ONTARIO

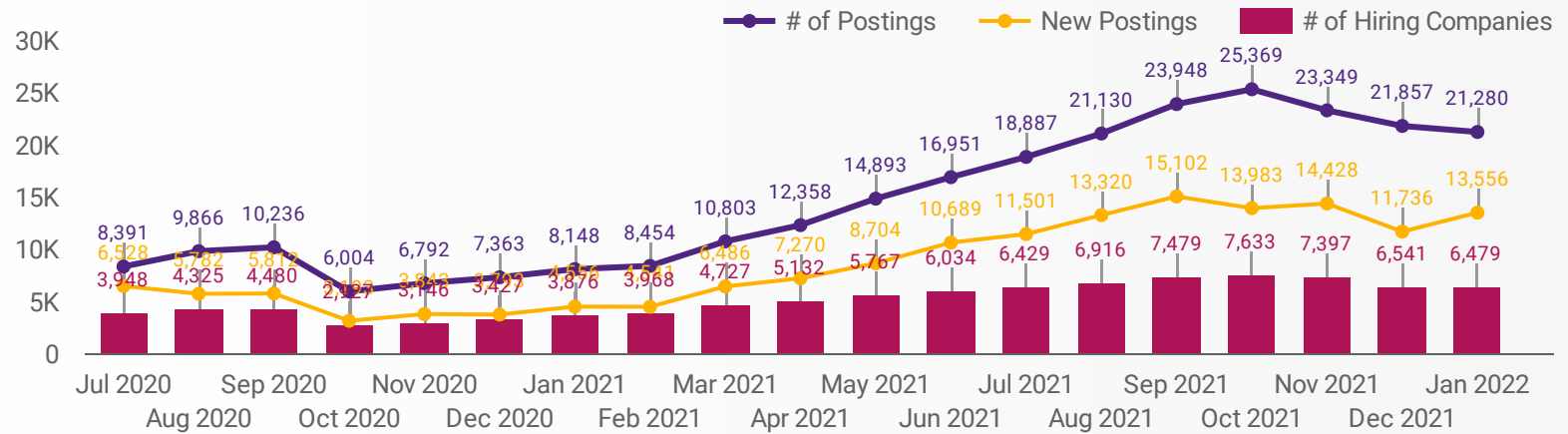
Ontario

This Employment Ontario service is funded in part by the Government of Canada and the Government of Ontario.

Ce service Emploi Ontario est financé en partie par le gouvernement du Canada et le gouvernement de l'Ontario.

## JOB POSTINGS BY MONTH FOR YORK REGION

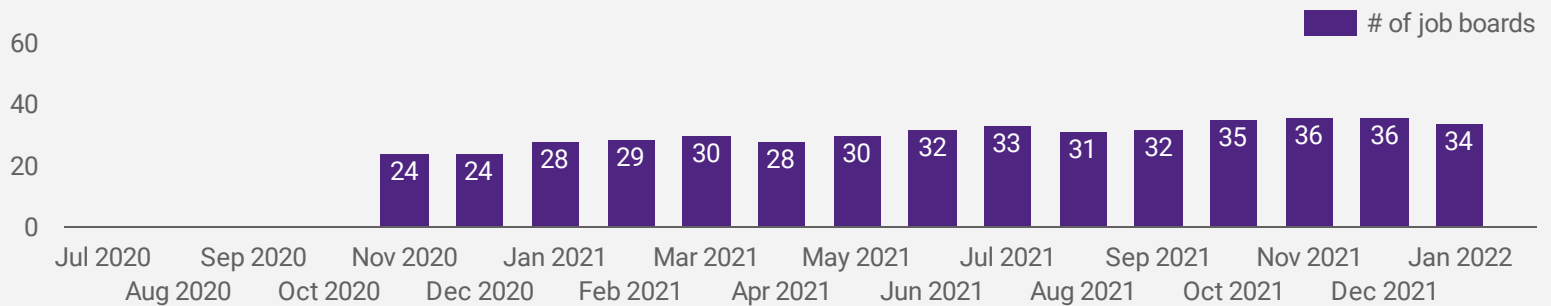
How many job postings were active for at least 1 day this month?



NOTE: This graph cannot be filtered using the controls on the cover page

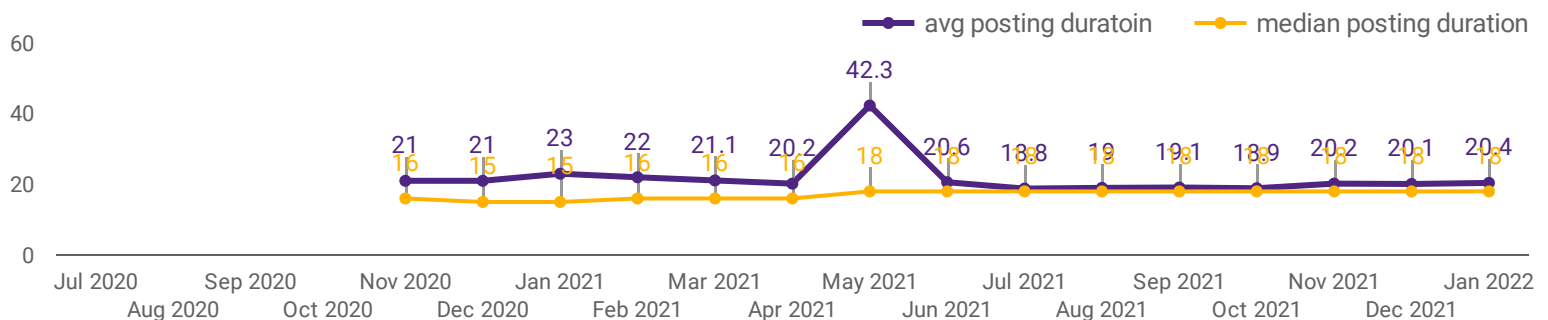
## NUMBER OF ACTIVE JOB BOARDS

How many job postings were active for at least 1 day this month on these job boards?



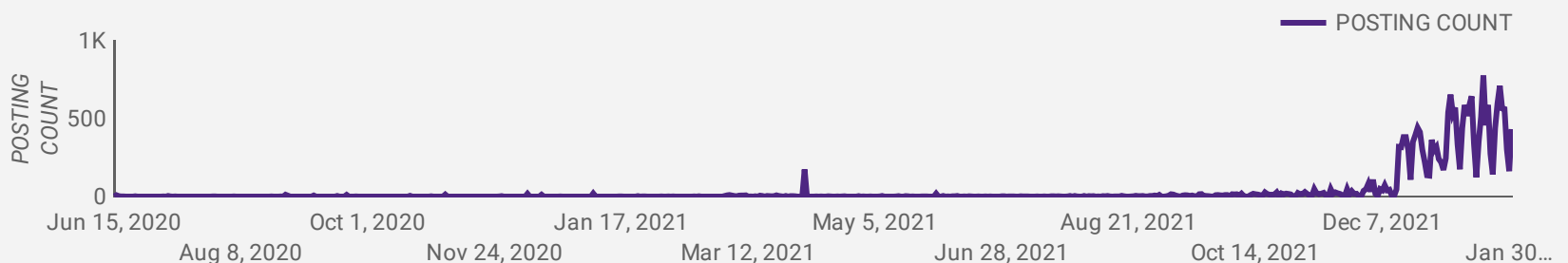
## AVG & MEDIAN POSTING LENGTH BY DAYS

How long are employers having to recruit for to find candidates to fill their job vacancies?



## POST DATE TIMELINE FOR THIS MONTH'S ACTIVE JOB POSTINGS

How many job postings were active for at least 1 day this month?



## DEMAND BY KEY SECTOR (YORK REGION)

How many job postings were active for at least 1 day this month by sector?

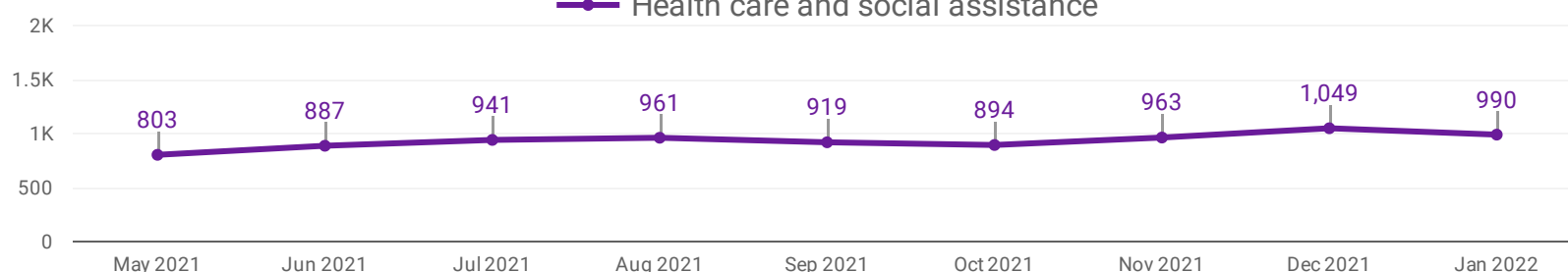
Manufacturing



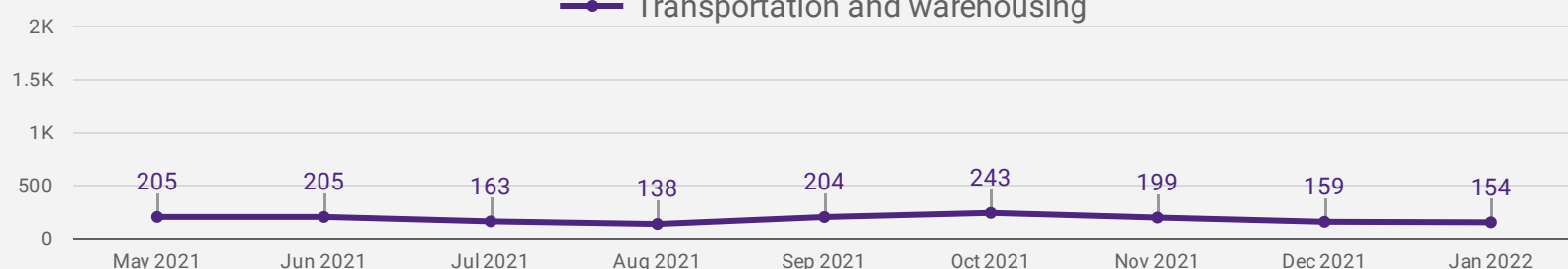
Agriculture, forestry, fishing and hunting



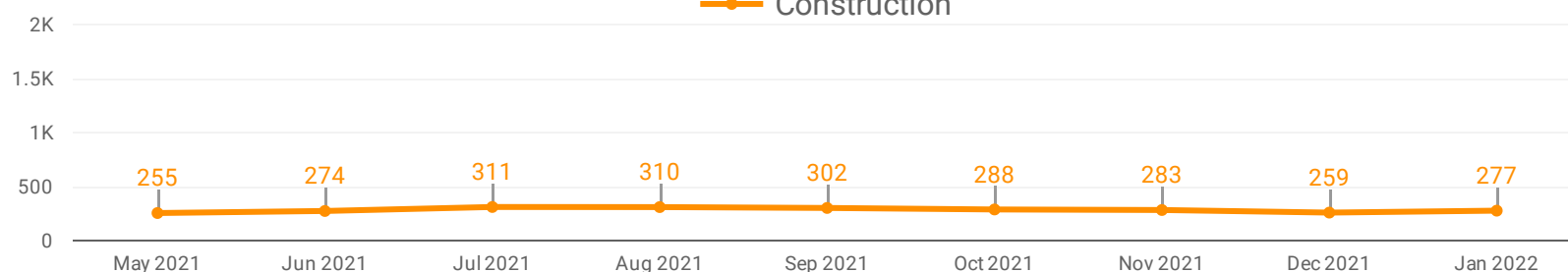
Health care and social assistance



Transportation and warehousing



Construction



NOTE: This graph cannot be filtered using the controls on the cover page

## DEMAND BY IMPACTED SECTOR (YORK REGION)

How many job postings were active for at least 1 day this month by sector?

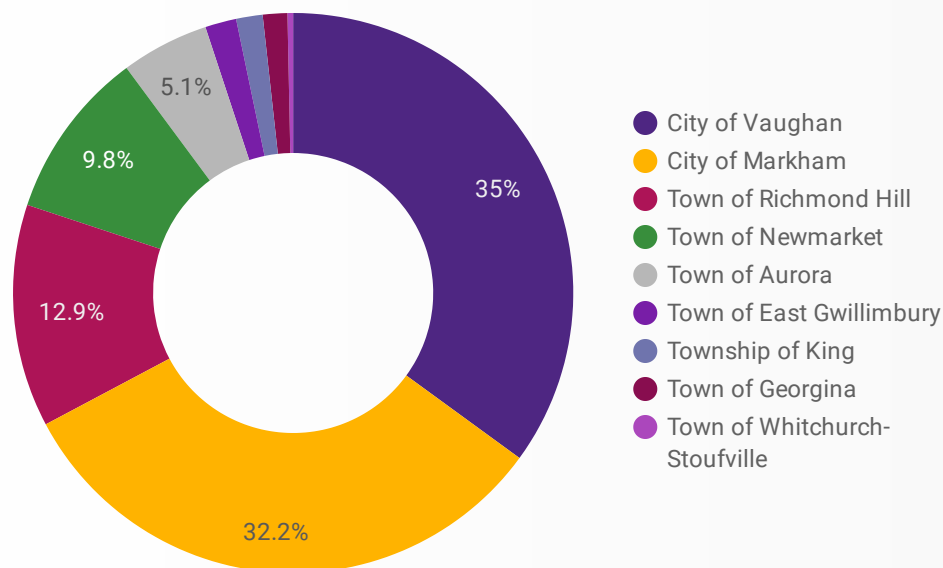


NOTE: This graph cannot be filtered using the controls on the cover page

## JOB POSTINGS BY MUNICIPALITY

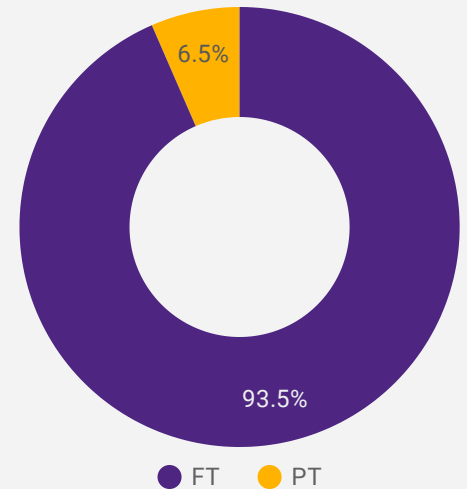
Where are job opportunities being offered?

	MUNICIPALITY	POSTING COUNT	AVG POSTING LENGTH IN DAYS	MEDIAN POSTING LENGTH IN DAYS
1.	City of Vaughan	7,306	20.7	18
2.	City of Markham	6,716	20.6	18
3.	Town of Richmond Hill	2,683	20.1	18
4.	Town of Newmarket	2,036	23.4	18
5.	Town of Aurora	1,058	18.3	18
6.	Town of East Gwillimbury	376	12.1	14
7.	Township of King	319	17.2	15
8.	Town of Georgina	295	18.8	18
9.	Town of Whitchurch-Stouffville	68	19.3	17



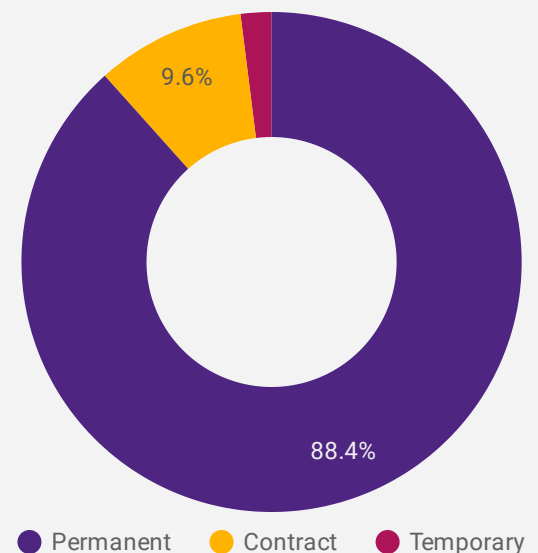
## JOB TYPE

Full-time vs Part-time



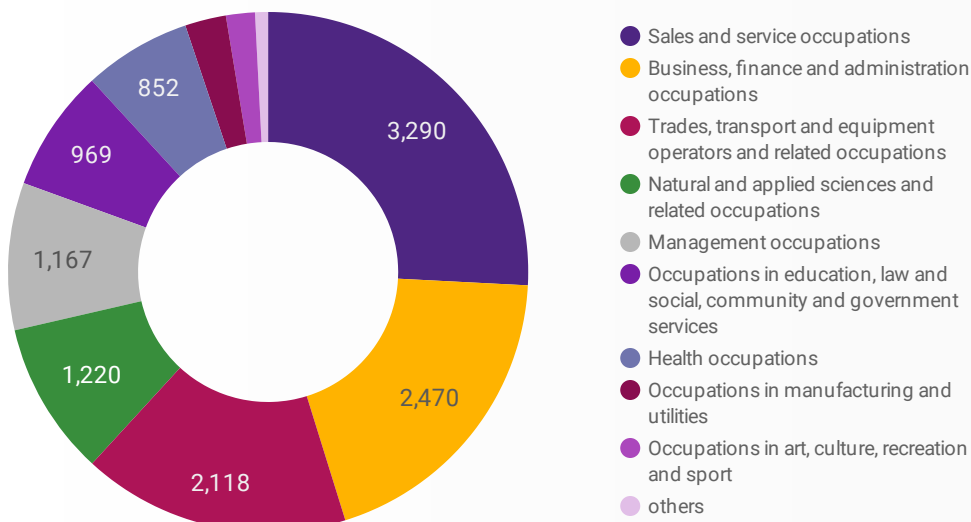
## JOB DURATION

Permanency of jobs posted



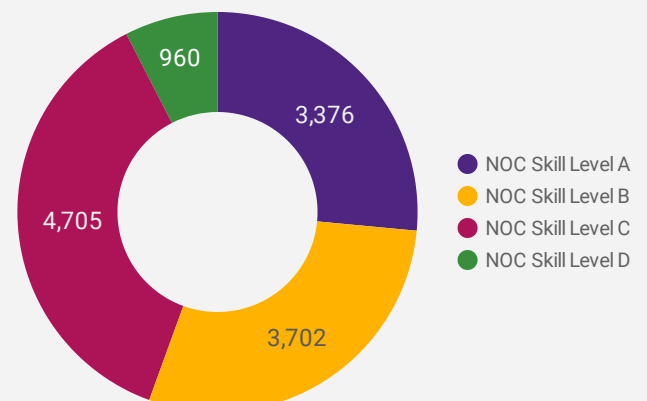
## JOB POSTINGS BY SKILL TYPE

What skill type is being recruited?



## JOB POSTINGS BY SKILL LEVEL

What education do occupations typically require?



Skill Level A = Usually University education | Skill Level B = Usually College education or Apprenticeship training | Skill Level C = Usually Secondary education or occupation-specific training | Skill Level D = Usually on-the-job training

## TOP HIRING EMPLOYERS & AGENCIES

Who is hiring?

	COMPANY	MUNICIPALITY	POSTINGS COUNT ▾	AVG POSTING LENGTH IN DAYS	MEDIAN POSTING LENGTH IN DAYS
1.	AMD	City of Markham	408	56.7	44
2.	YORK REGION DISTRICT SCHOOL BOARD	City of Markham	247	4.7	5
3.	MARKHAM STOUFFVILLE HOSPITAL	City of Markham	163	18.2	18
4.	SOUTHLAKE REGIONAL HEALTH CENTRE	Town of Newmarket	161	65.9	21
5.	Lowe's	Town of East Gwillimbury	158	4.7	2
6.	CANADA'S WONDERLAND	City of Vaughan	157	17.5	18
7.	AMD / Advanced Micro Devices, Inc.	City of Markham	134	18.0	18
8.	Southlake Regional Health Care Centre	Town of Newmarket	117	18.0	18
9.	STAPLES CANADA	Town of Richmond Hill	104	15.9	15
10.	YORK REGION DISTRICT SCHOOL BOARD	Town of Richmond Hill	100	6.3	5
11.	YORK REGION DISTRICT SCHOOL BOARD	City of Vaughan	84	4.9	4
12.	Randstad Canada	City of Markham	82	69.1	82
13.	TD	City of Markham	81	14.1	15
14.	MACKENZIE HEALTH	City of Vaughan	79	23.9	18
15.	RANDSTAD	City of Vaughan	78	29.1	18
16.	YORK REGION DISTRICT SCHOOL BOARD	Town of Newmarket	77	8.1	5
17.	YORK REGION DISTRICT SCHOOL BOARD	Town of Aurora	63	6.3	5
18.	York Region	Town of Newmarket	62	17.8	18
19.	MACKENZIE HEALTH	Town of Richmond Hill	60	17.2	15
20.	HCR Personnel	City of Vaughan	57	6.3	7
21.	TD BANK	City of Markham	57	16.6	17
22.	IBM	City of Markham	55	21.9	18
23.	City of Markham	City of Markham	51	15.2	17
24.	Highlight Motor Freight Inc.	City of Vaughan	49	20.6	18
25.	City of Vaughan	City of Vaughan	49	15.8	18
26.	Randstad Canada	City of Vaughan	48	62.9	83
27.	Magna International Inc.	City of Vaughan	46	18.6	18

## TOP HOURLY WAGES IN JOB POSTINGS

What are employers willing to pay to find the perfect candidate?

# of Minimum Wage Job Postings

91

	JOB TITLE	COMPANY	LOCATION	WAGE VALUE ▾
1.	Osteopathic Manual Practitioner	VITALITY WELLNESS CENTRE	Town of Newmarket	98 
2.	Registered Physiotherapist	Physio For Surgery	City of Markham	90 
3.	Family Chiropractor	The WOMB Vaughan	City of Vaughan	90 
4.	Speech-language Pathologist	Kayla's Children Centre	City of Vaughan	80 
5.	Nurse Practitioner	Tri-Health Wellness Centre	City of Vaughan	77 
6.	Snow Removal Specialist	Snow Smart	City of Vaughan	75 
7.	Production Supervisor - Concord	OHRM	City of Vaughan	75 
8.	School Crossing Guard	Carraway Parking	Town of Richmond Hill	75 
9.	Snow Removal	Snow Smart	City of Vaughan	75 
10.	Registered Massage Therapist (rmt)	Tsingtao Wellness Spa (Thornhill)	City of Markham	72 
11.	Chess Instructor	Chess World Inc.	City of Markham	70 
12.	Instant Pay! Looking for salesperson. And managers with team	DIREK CHANNEL	City of Markham	70 
13.	Advertising Agency General	Lawpoint On Behalf Of Client	Town of Richmond Hill	70 
				1 - 100 / 6145 < >

## TOP SALARIES IN JOB POSTINGS

What are employers willing to pay to find the perfect candidate?

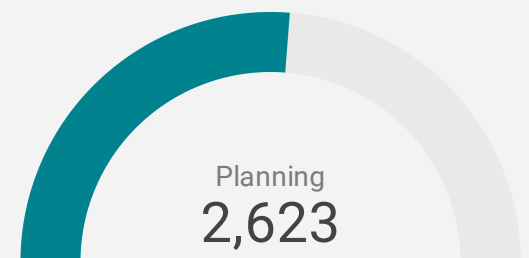
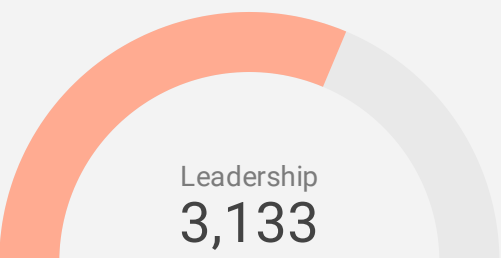
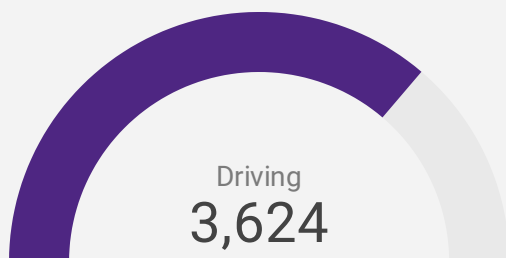
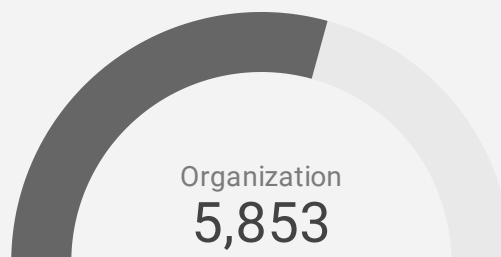
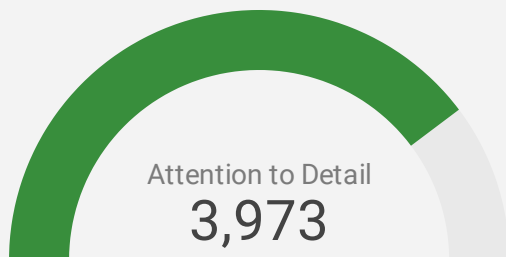
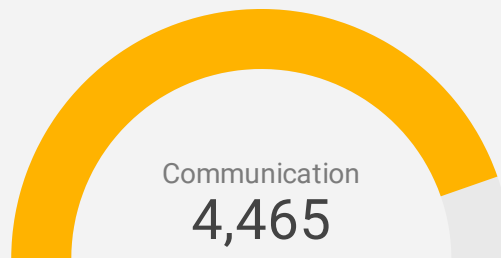
	JOB TITLE	COMPANY	LOCATION	WAGE VALUE ▾
1.	Realtor	One Percent Realty Ltd. Brokerage	Town of Aurora	350,000 
2.	Window And Door Installer With Healthcare And Dental Benefit Packages Windo	Canadian Choice Windows & Doors	City of Vaughan	350,000 
3.	Associate Dentist	CONCORD DENTAL	City of Vaughan	313,341 
4.	Account Manager	THE BILL ADVISERS CORPORATION	City of Markham	300,000 
5.	Family Physician- Permanent - full Time + Health Benefits + Pension	VAUGHAN COMMUNITY HEALTH CENTRE	City of Vaughan	290,935 
6.	Family Physician -permanent Full Time + Health Benefits + Pension, Vaughan.	VAUGHAN COMMUNITY HEALTH CENTRE	City of Vaughan	290,935 
7.	Manager Of Hris	YORK CATHOLIC DISTRICT SCHOOL BOARD	Town of Aurora	268,789 
8.	Az Driver And Owner Operator	CANDID FREIGHT INC	City of Vaughan	257,604 
				1 - 100 / 8496 < >

## TOP IN-DEMAND SKILLS

How many times were these skills found in job postings?

ACTIVE JOB POSTINGS THIS MONTH

21,280



## KEY JOB REQUIREMENTS

How often are these requirements desired in job postings?

ACTIVE JOB POSTINGS THIS MONTH

21,280



Driver's License  
363



First Aid  
786



Regular Access to a Vehicle  
592



Criminal Record Check  
1,457



Microsoft Office  
1,599



Food Safety  
286



## TOP OCCUPATIONS BY SKILL, FREQUENCY & DURATION

What jobs are in-demand and/or hard to fill?

	4 DIGIT NOC	4 DIGIT NOC NAME	SKILL LEVEL	POSTING COUNT ▾	AVG POSTING LENGTH IN DAYS	MEDIAN POSTING LENGTH IN DAYS
1.	7452	Material handlers	NOC Skill Level C	664	20.1	18
2.	6421	Retail salespersons	NOC Skill Level C	632	17.8	18
3.	6552	Other customer and information services representatives	NOC Skill Level C	568	16.9	18
4.	4412	Home support workers, housekeepers and related occupations	NOC Skill Level C	379	20.0	18
5.	621	Retail and wholesale trade managers	NOC Skill Level A	331	20.9	18
6.	1414	Receptionists	NOC Skill Level C	300	17.2	18
7.	1241	Administrative assistants	NOC Skill Level B	299	21.9	18
8.	6322	Cooks	NOC Skill Level B	295	28.1	18
9.	3012	Registered nurses and registered psychiatric nurses	NOC Skill Level A	252	29.6	18
10.	7511	Transport truck drivers	NOC Skill Level C	215	18.6	18
11.	2132	Mechanical engineers	NOC Skill Level A	205	40.5	18
12.	7514	Delivery and courier service drivers	NOC Skill Level C	183	15.5	18
13.	6731	Light duty cleaners	NOC Skill Level D	183	22.0	18
14.	1114	Other financial officers	NOC Skill Level A	157	17.4	18
15.	6622	Store shelf stockers, clerks and order fillers	NOC Skill Level D	151	15.2	18
16.	1521	Shippers and receivers	NOC Skill Level C	150	19.0	18
17.	1431	Accounting and related clerks	NOC Skill Level C	148	17.8	18
18.	1221	Administrative officers	NOC Skill Level B	142	25.6	18
19.	2173	Software engineers and designers	NOC Skill Level A	142	32.7	18
20.	6711	Food counter attendants, kitchen helpers and related support occupations	NOC Skill Level D	123	20.0	18
21.	6541	Security guards and related security service occupations	NOC Skill Level C	123	19.2	18
22.	4411	Home child care providers	NOC Skill Level C	117	72.6	78.5
23.	6513	Food and beverage servers	NOC Skill Level C	112	19.9	18
24.	1311	Accounting technicians and bookkeepers	NOC Skill Level B	112	22.4	18
25.	124	Advertising, marketing and public relations managers	NOC Skill Level A	111	27.0	18
26.	1112	Financial and investment analysts	NOC Skill Level A	110	20.3	18
27.	1111	Financial auditors and accountants	NOC Skill Level A	104	18.4	18
28.	7271	Carpenters	NOC Skill Level B	102	25.7	18
29.	3219	Other medical technologists and technicians (except dental health)	NOC Skill Level B	97	18.4	18
					1 - 50 / 379	< >

## JOB POSTINGS BY 3-DIGIT NATIONAL OCCUPATION CLASSIFICATION

What jobs are hard to fill and/or in-demand?

	3 DIGIT NOC	3 DIGIT NOC NAME	SKILL LEVEL	POSTING COUNT ▼	AVG POSTING LENGTH IN DAYS	MEDIAN POSTING LENGTH IN DAYS
1.	745	Longshore workers and material handlers	NOC Skill Level C	664	20.1	18
2.	642	Retail salespersons	NOC Skill Level C	632	17.8	18
3.	655	Customer and information services representatives	NOC Skill Level C	585	16.9	18
4.	441	Home care providers and educational support occupations	NOC Skill Level C	502	29.4	18
5.	751	Motor vehicle and transit drivers	NOC Skill Level C	415	17.1	18
6.	141	General office workers	NOC Skill Level C	409	16.7	18
7.	111	Auditors, accountants and investment professionals	NOC Skill Level A	381	18.4	18
8.	632	Chefs and cooks	NOC Skill Level B	378	27.7	18
9.	122	Administrative and regulatory occupations	NOC Skill Level B	363	23.2	18
10.	124	Office administrative assistants - general, legal and medical	NOC Skill Level B	338	23.9	18
11.	062	Retail and wholesale trade managers	NOC Skill Level A	331	20.9	18
12.	217	Computer and information systems professionals	NOC Skill Level A	328	27.9	18
13.	673	Cleaners	NOC Skill Level D	306	20.6	18
14.	213	Civil, mechanical, electrical and chemical engineers	NOC Skill Level A	279	34.5	18
15.	152	Supply chain logistics, tracking and scheduling co-ordination occupations	NOC Skill Level C	266	19.6	18
16.	301	Professional occupations in nursing	NOC Skill Level A	257	29.4	18
17.	421	Paraprofessional occupations in legal, social, community and education services	NOC Skill Level B	214	19.0	18
18.	143	Financial, insurance and related administrative support workers	NOC Skill Level C	204	17.7	18
19.	011	Senior managers - construction, transportation, production and utilities	NOC Skill Level A	198	31.8	18
20.	662	Other sales support and related occupations	NOC Skill Level D	195	16.4	18
21.	112	Human resources and business service professionals	NOC Skill Level A	184	22.1	18
22.	651	Occupations in food and beverage service	NOC Skill Level C	174	21.4	18
23.	071	Managers in customer and personal services, n.e.c.	NOC Skill Level A	160	24.1	18
24.	012	Senior managers - construction, transportation, production and utilities	NOC Skill Level A	158	28.0	18
25.	321	Medical technologists and technicians (except dental health)	NOC Skill Level B	155	29.5	18
26.	723	Machining, metal forming, shaping and erecting trades	NOC Skill Level B	146	26.5	18
27.	131	Finance, insurance and related business administrative occupations	NOC Skill Level B	131	20.7	18
28.	727	Carpenters and cabinetmakers	NOC Skill Level B	130	24.4	18
29.	731	Machinery and transportation equipment mechanics (except motor)	NOC Skill Level B	129	20.4	18

## JOB POSTINGS BY 2-DIGIT NATIONAL OCCUPATION CLASSIFICATION

What jobs are hard to fill and/or in-demand?

	2 DIGIT NOC	2 DIGIT NOC NAME	SKILL LEVEL	POSTING COUNT ▾	AVG POSTING LENGTH IN DAYS	MEDIAN POSTING LENGTH IN DAYS
1.	65	Service representatives and other customer and personal services occupations	NOC Skill Level C	980	18.2	18
2.	21	Professional occupations in natural and applied sciences	NOC Skill Level A	863	31.1	18
3.	12	Administrative and financial supervisors and administrative occupations	NOC Skill Level B	816	25.0	18
4.	74	Other installers, repairers and servicers and material handlers	NOC Skill Level C	737	20.3	18
5.	14	Office support occupations	NOC Skill Level C	669	17.0	18
6.	64	Sales representatives and salespersons - wholesale and retail trade	NOC Skill Level C	661	17.9	18
7.	63	Service supervisors and specialized service occupations	NOC Skill Level B	588	30.0	18
8.	11	Professional occupations in business and finance	NOC Skill Level A	565	19.5	18
9.	72	Industrial, electrical and construction trades	NOC Skill Level B	555	25.7	18
10.	44	Care providers and educational, legal and public protection support occupations	NOC Skill Level C	503	29.4	18
11.	75	Transport and heavy equipment operation and related maintenance occupations	NOC Skill Level C	472	17.5	18
12.	06	Middle management occupations in retail and wholesale trade and customer services	NOC Skill Level A	471	22.9	18
13.	67	Service support and other service occupations, n.e.c.	NOC Skill Level D	448	20.3	18
14.	01	Senior managers - construction, transportation, production and utilities	NOC Skill Level A	425	31.4	18
15.	22	Technical occupations related to natural and applied sciences	NOC Skill Level B	357	24.5	18
16.	62	Retail sales supervisors and specialized sales occupations	NOC Skill Level B	321	23.5	18
17.	66	Sales support occupations	NOC Skill Level D	292	16.2	18
18.	15	Distribution, tracking and scheduling co-ordination occupations	NOC Skill Level C	289	19.5	18
19.	32	Technical occupations in health	NOC Skill Level B	276	34.2	18
20.	73	Maintenance and equipment operation trades	NOC Skill Level B	262	23.6	18
21.	30	Professional occupations in nursing	NOC Skill Level A	257	29.4	18
22.	42	Paraprofessional occupations in legal, social, community and education services	NOC Skill Level B	214	19.0	18
23.	31	Professional occupations in health (except nursing)	NOC Skill Level A	199	21.9	18
24.	07	Managers in customer and personal services, n.e.c.	NOC Skill Level A	167	24.7	18
25.	41	Professional occupations in law and social, community and government services	NOC Skill Level A	166	19.3	18
26.	52	Technical occupations in art, culture, recreation and sport	NOC Skill Level B	156	28.3	18
27.	13	Finance, insurance and related business administrative occupations	NOC Skill Level B	131	20.7	18

## MULTILINGUAL JOB POSTINGS BY THE NUMBERS

ACTIVE POSTINGS  
**1,135**

NEW POSTINGS  
**10**

COMPANIES  
**614**

LANGUAGES  
**11**

## # OF DAYS POSTED

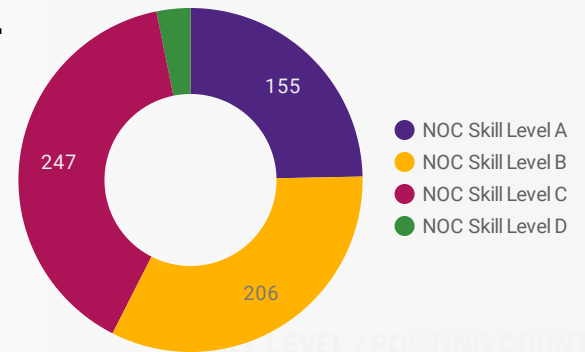
AVERAGE  
**18.5**

MEDIAN  
**18**

## MULTILINGUAL JOB POSTINGS BY SKILL LEVEL

What language skills are employers looking for by occupational skill level?

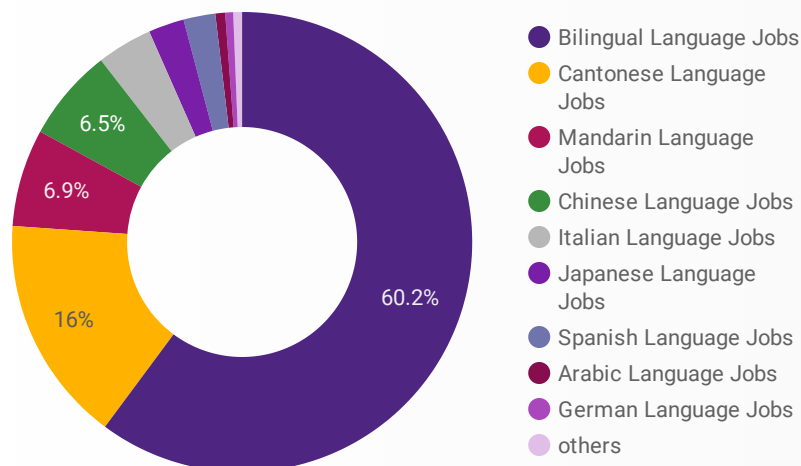
- 155** Skill Level A - Management/ Professional Occupations usually requiring University
- 206** Skill Level B - Usually college education or apprenticeship training
- 247** Skill Level C - Usually secondary education or occupation-specific training
- 20** Skill Level D - Usually on-the-job training



LANGUAGES	NOC Skill Level A	NOC Skill Level B	NOC Skill Level C	NOC Skill Level D
Bilingual Language Jobs	91	74	130	6
Cantonese Language Jobs	26	46	65	1
Mandarin Language Jobs	14	21	16	
Chinese Language Jobs	16	11	14	6
Italian Language Jobs		21	10	3
Japanese Language Jobs	3	18	4	3
Spanish Language Jobs	2	10	3	
Punjabi Language Jobs		3	3	
Arabic Language Jobs	2	2	1	
German Language Jobs	1		1	
Vietnamese Language Jobs				1

## LANGUAGE SKILLS BREAKDOWN

Which kinds of language skills do employers seek?



	LANGUAGES	POSTING COUNT
1.	Bilingual Language Jobs	660
2.	Cantonese Language Jobs	199
3.	Mandarin Language Jobs	77
4.	Chinese Language Jobs	74
5.	Italian Language Jobs	43
6.	Japanese Language Jobs	35
7.	Spanish Language Jobs	25
8.	Arabic Language Jobs	8
9.	Punjabi Language Jobs	7
10.	German Language Jobs	5

## LANGUAGE SKILLS BEING RECRUITED BY SKILL TYPE

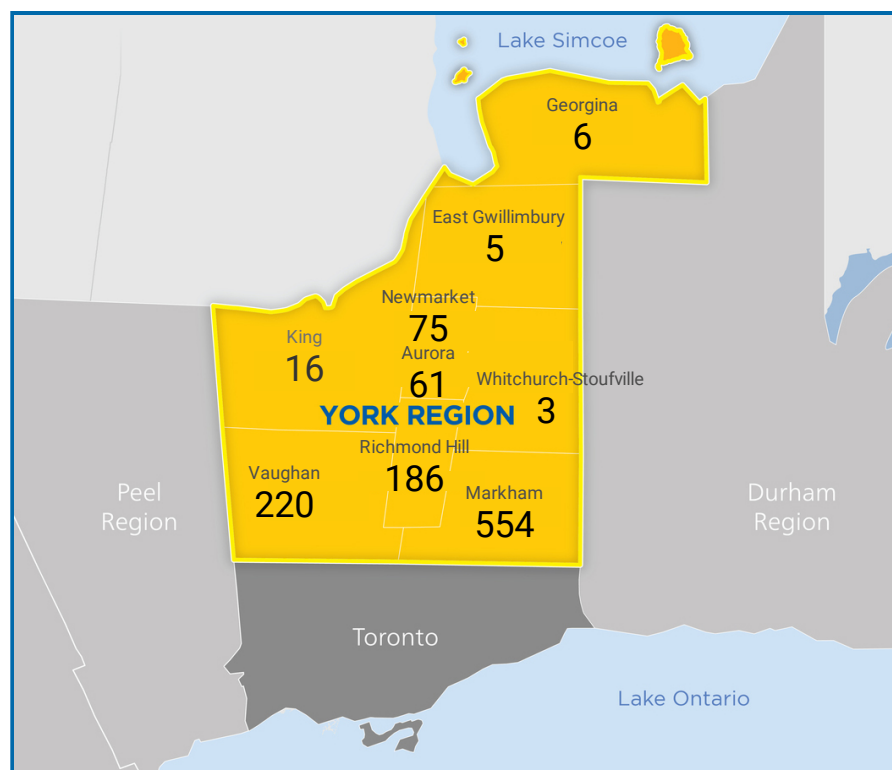
What language skills are sought by 1-Digit NOC?

SKILL TYPE NAME	Bilingual ...	Cantones...	Mandarin...	Chinese ...	Italian La...	Japanese...	Grand total
Business, finance and administration occu...	59	62	23	17	5	1	174
Health occupations	14	16	2	5	1		39
Management occupations	36	10	9	6		3	67
Natural and applied sciences and related o...	16	2	2			1	27
Occupations in art, culture, recreation and ...	4	1		4			9
Occupations in education, law and social, ...	38	9	1	2	3		56
Occupations in manufacturing and utilities	2			1			3
Sales and service occupations	108	32	10	11	25	23	216
Trades, transport and equipment operator...	24	6	4	1			37
Grand total	301	138	51	47	34	28	628

## MULTILINGUAL JOB POSTINGS BY MUNICIPALITY

What language skills are sought by 4-Digit NOC?

	MUNICIPALITY	JOB LANGUAGES	AVG POSTING LENGTH IN DAYS	MEDIAN POSTING LENGTH IN DAYS
1.	City of Markham	554	20.6	18
2.	City of Vaughan	220	20.7	18
3.	Town of Richmond Hill	186	20.1	18
4.	Town of Newmarket	75	23.4	18
5.	Town of Aurora	61	18.3	18
6.	Township of King	16	17.2	15
7.	Town of Georgina	6	18.8	18
8.	Town of East Gwillimbury	5	12.1	14
9.	Town of Whitchurch-Stouffville	3	19.3	16.5



## LANGUAGE DEMAND BY JOB

What language skills are sought by 4-Digit NOC?

4 DIGIT NOC NAME		POSTINGS ▾
1.	Other customer and information services re...	75
2.	Administrative assistants	32
3.	Receptionists	31
4.	Cooks	30
5.	Retail salespersons	28
6.	Retail and wholesale trade managers	28
7.	Other financial officers	17
8.	Accounting and related clerks	15
9.	Home support workers, housekeepers and r...	15
10.	Professional occupations in advertising, ma...	14
11.	Financial sales representatives	14
12.	Material handlers	13
13.	Chefs	12
14.	Other medical technologists and technician...	12
15.	Delivery and courier service drivers	11
16.	Administrative officers	11
17.	Food and beverage servers	11
18.	Elementary school and kindergarten teachers	9
19.	Other instructors	9
20.	Food counter attendants, kitchen helpers an...	7
21.	Purchasing agents and officers	7
22.	Nurse aides, orderlies and patient service a...	7
23.	General office support workers	7
24.	Corporate sales managers	7
25.	Advertising, marketing and public relations ...	6
26.	Other sales related occupations	5
27.	Facility operation and maintenance manage...	5
28.	Purchasing managers	4
29.	Automotive service technicians, truck and b...	4
30.	Registered nurses and registered psychiatri...	4
31.	Janitors, caretakers and building superinten...	4
1 - 100 / 130		< >

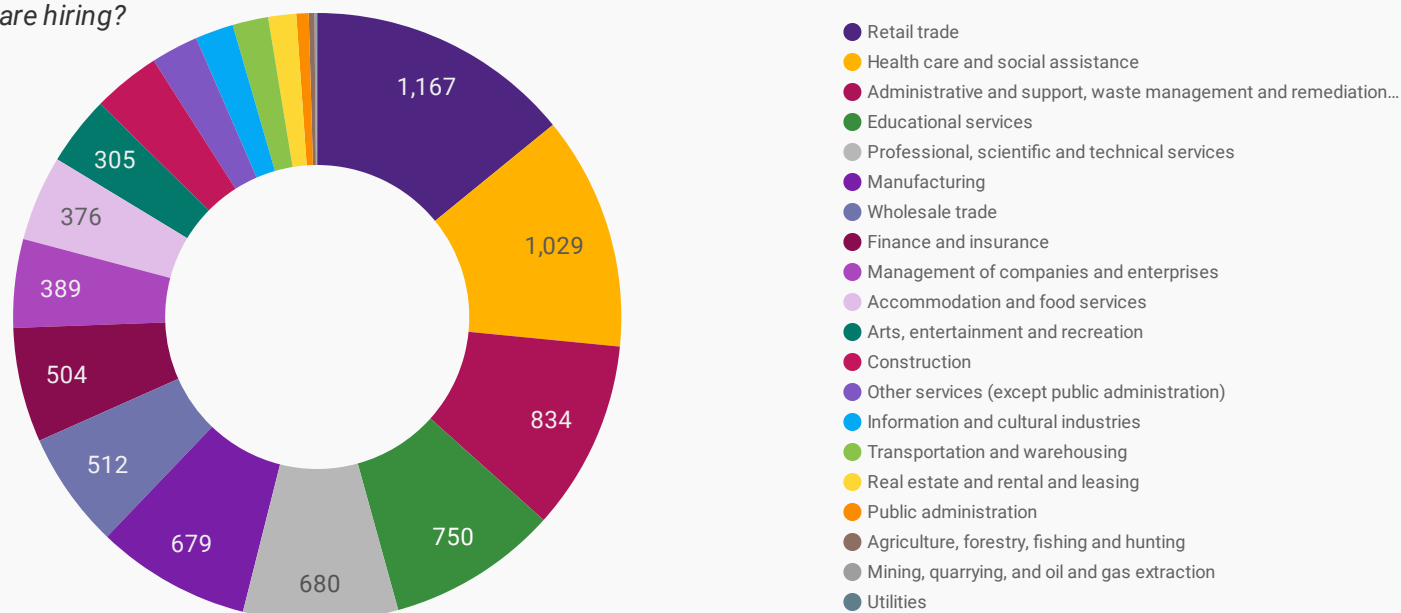
## MULTILINGUAL HIRING EMPLOYERS

Which employers are seeking multilingual candidates?

COMPANY		POSTINGS ▾
1.	YORK REGION DISTRICT SCHOOL BOARD	73
2.	BELL CANADA	14
3.	STAPLES CANADA	12
4.	YORK CATHOLIC DISTRICT SCHOOL BOARD	12
5.	HSBC	11
6.	TD	10
7.	Farm Boy Inc.	9
8.	Ontario's LHINs	9
9.	T&T Supermarket	9
10.	YEE HONG CENTRE FOR GERIATRIC CARE	8
11.	SENTREX	8
12.	REITMANS	8
13.	LAURA CANADA	8
14.	BGIS	8
15.	TOROMONT CAT	8
16.	BELL MOBILITY/BELL MOBILITÄ%	8
17.	TD BANK	7
18.	Honda Canada	7
19.	Kijiji Jobs	7
20.	Randstad Canada	7
21.	VetStrategy	7
22.	Home and Community Care Support Services	7
23.	Aviva Canada Inc.	6
24.	Aecom Technology Corporation	6
25.	BMO Financial Group	6
26.	ASUS COMPUTER INTERNATIONAL	5
27.	Advanced Skytech Canada Ltd.	5
28.	KOME SHOKUDO	5
29.	Johnson & Johnson Family of Companies	5
30.	Farm Boy	5
1 - 50 / 616		< >

## TOP HIRING SECTORS BY 2-DIGIT NAICS CODE

What sectors are hiring?



	2-DIGIT NAICS LABEL	NAICS CODE	POSTING COUNT	AVG POSTING LENGTH IN DAYS	MEDIAN POSTING LENGTH IN DAYS
1.	Retail trade	44-45	1,167	17.4	18
2.	Health care and social assistance	62	1,029	27.5	18
3.	Administrative and support, waste management and remediation services	56	834	21.1	18
4.	Educational services	61	750	7.5	5
5.	Professional, scientific and technical services	54	680	20.8	18
6.	Manufacturing	31-33	679	22.6	18
7.	Wholesale trade	41	512	23.1	18
8.	Finance and insurance	52	504	16.8	17
9.	Management of companies and enterprises	55	389	17.3	18
10.	Accommodation and food services	72	376	27.1	18
11.	Arts, entertainment and recreation	71	305	17.6	18
12.	Construction	23	298	21.4	18
13.	Other services (except public administration)	81	208	23.8	18
14.	Information and cultural industries	51	168	21.8	17
15.	Transportation and warehousing	48-49	157	21.5	18
16.	Real estate and rental and leasing	53	123	18.2	18
17.	Public administration	91	54	18.1	18
18.	Agriculture, forestry, fishing and hunting	11	25	23.0	15
19.	Mining, quarrying, and oil and gas extraction	21	8	18.0	18
20.	Utilities	22	4	19.0	18

NOTE: NAICS code 56 includes Employment Agencies. Manufacturing includes codes 31-33, Retail Trade includes codes 44-45 and Transportation and Warehousing includes codes 48-49.

## TOP HIRING SECTORS BY 3-DIGIT NAICS CODE

What sectors are hiring?

	3-DIGIT NAICS LABEL	NAICS CODE	POSTING COUNT ▾	AVG POSTING LENGTH IN DAYS	MEDIAN POSTING LENGTH IN DAYS
1.	Administrative and support services	561	827	21.2	18
2.	Educational services	611	750	7.5	5
3.	Professional, scientific and technical services	541	680	20.8	18
4.	Hospitals	622	465	38.2	18
5.	Management of companies and enterprises	551	389	17.3	18
6.	Credit intermediation and related activities	522	360	16.4	16
7.	Food services and drinking places	722	342	28.2	18
8.	Ambulatory health care services	621	319	19.3	18
9.	Amusement, gambling and recreation industries	713	295	17.6	18
10.	Food and beverage stores	445	222	17.3	18
11.	Social assistance	624	185	17.5	18
12.	Clothing and clothing accessories stores	448	181	19.7	18
13.	Specialty trade contractors	238	167	20.5	18
14.	Motor vehicle and parts dealers	441	165	18.3	18
15.	Building material and garden equipment and supplies dealers	444	152	14.1	18
16.	Health and personal care stores	446	147	17.1	18
17.	Building material and supplies merchant wholesalers	416	129	21.2	18
18.	Machinery, equipment and supplies merchant wholesalers	417	121	19.1	18
19.	Furniture and home furnishings stores	442	115	19.7	18
20.	Insurance carriers and related activities	524	112	18.3	18
21.	Repair and maintenance	811	111	21.8	18
22.	Fabricated metal product manufacturing	332	99	20.6	18
23.	Transportation equipment manufacturing	336	90	21.1	18
24.	Construction of buildings	236	86	24.4	18
25.	Telecommunications	517	85	17.2	15
26.	Food, beverage and tobacco merchant wholesalers	413	85	33.8	18
27.	Computer and electronic product manufacturing	334	81	23.6	18
28.	Machinery manufacturing	333	67	17.2	18
29.	Real estate	531	64	17.4	18
30.	Personal and household goods merchant wholesalers	414	64	29.5	18
31.	Personal and laundry services	812	63	29.4	18



## TOP HIRING SECTORS BY 4-DIGIT NAICS CODE

What sectors are hiring?

	4-DIGIT NAICS LABEL	NAICS CODE	POSTING COUNT ▾	AVG POSTING LENGTH IN DAYS	MEDIAN POSTING LENGTH IN DAYS
1.	Elementary and secondary schools	6111	681	6.4	5
2.	Employment services	5613	582	21.9	18
3.	General medical and surgical hospitals	6221	464	38.2	18
4.	Management of companies and enterprises	5511	389	17.3	18
5.	Depository credit intermediation	5221	345	16.6	16
6.	Full-service restaurants and limited-service eating places	7225	341	27.7	18
7.	Computer systems design and related services	5415	222	18.6	18
8.	Architectural, engineering and related services	5413	196	22.4	18
9.	Grocery stores	4451	171	16.9	17
10.	Amusement parks and arcades	7131	165	17.4	18
11.	Clothing stores	4481	151	20.3	18
12.	Automobile dealers	4411	149	18.7	18
13.	Building material and supplies dealers	4441	149	14.0	18
14.	Health and personal care stores	4461	147	17.1	18
15.	Other amusement and recreation industries	7139	130	18.1	18
16.	Offices of other health practitioners	6213	123	21.9	18
17.	Agencies, brokerages and other insurance related activities	5242	107	18.8	18
18.	Offices of dentists	6212	106	17.7	18
19.	Services to buildings and dwellings	5617	104	21.4	18
20.	Child day-care services	6244	101	18.0	18
21.	Investigation and security services	5616	87	15.6	18
22.	Other professional, scientific and technical services	5419	85	21.1	18
23.	Electrical, plumbing, heating and air-conditioning equipment and supplies merchant wholesalers	4161	83	17.8	18
24.	Individual and family services	6241	83	16.9	18
25.	Motor vehicle parts manufacturing	3363	82	21.4	18
26.	Food merchant wholesalers	4131	81	35.2	18
27.	Architectural and structural metals manufacturing	3323	70	21.9	18
28.	Other telecommunications	5179	69	17.1	15
29.	Furniture stores	4421	69	19.7	18
30.	Building equipment contractors	2382	67	19.0	18
31.	Residential building construction	2361	67	26.4	18

## TOP HIRING SECTORS BY 5-DIGIT NAICS CODE

What sectors are hiring?

	5-DIGIT NAICS LABEL	NAICS CODE	POSTING COUNT ▾	AVG POSTING LENGTH IN DAYS	MEDIAN POSTING LENGTH IN DAYS
1.	Elementary and secondary schools	61111	681	6.4	5
2.	Employment placement agencies and executive search services	56131	526	21.9	18
3.	General medical and surgical hospitals	62211	464	38.2	18
4.	Management of companies and enterprises	55111	389	17.3	18
5.	Banking	52211	344	16.6	16
6.	Full-service restaurants and limited-service eating places	72251	341	27.7	18
7.	Computer systems design and related services	54151	222	18.6	18
8.	Supermarkets and other grocery (except convenience) stores	44511	171	16.9	17
9.	Amusement and theme parks	71311	157	17.5	18
10.	Engineering services	54133	149	24.2	18
11.	New car dealers	44111	144	18.8	18
12.	Offices of dentists	62121	106	17.7	18
13.	Child day-care services	62441	101	18.0	18
14.	Pharmacies and drug stores	44611	99	16.2	15
15.	Insurance agencies and brokerages	52421	94	19.1	18
16.	Home centres	44411	92	12.3	17.5
17.	Other telecommunications	51791	69	17.1	15
18.	Furniture stores	44211	69	19.7	18
19.	Fitness and recreational sports centres	71394	68	18.3	18
20.	Residential building construction	23611	67	26.4	18
21.	Ornamental and architectural metal product manufacturing	33232	63	22.3	18
22.	Golf courses and country clubs	71391	59	17.8	18
23.	Temporary help services	56132	56	21.9	18
24.	Electrical wiring and construction supplies merchant wholesalers	41611	56	18.0	18
25.	Offices of all other health practitioners	62139	56	18.2	18
26.	Landscaping services	56173	54	21.0	18
27.	Management consulting services	54161	50	21.8	18
28.	Community care facilities for the elderly	62331	49	16.9	18
29.	Security systems services	56162	48	17.3	18
30.	Electronic and precision equipment repair and maintenance	81121	48	19.2	18
31.	Other clothing stores	44819	46	19.7	18

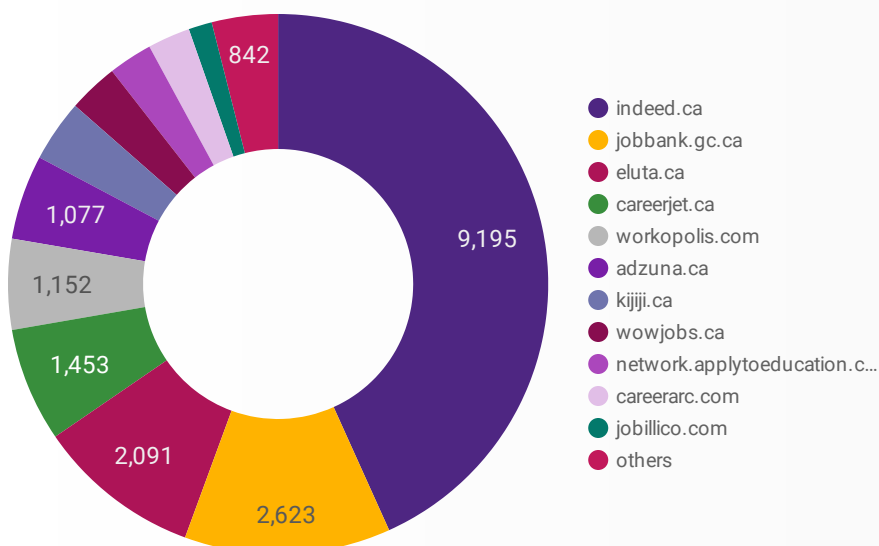
## TOP HIRING SECTORS BY 6-DIGIT NAICS CODE

What sectors are hiring?

	6-DIGIT NAICS LABEL	NAICS CODE	POSTING COUNT ▼	AVG POSTING LENGTH IN DAYS	MEDIAN POSTING LENGTH IN DAYS
1.	Elementary and secondary schools	611110	681	6.4	5
2.	Employment placement agencies and executive search services	561310	526	21.9	18
3.	Holding companies	551113	389	17.3	18
4.	Corporate and institutional banking industry	522112	334	16.1	16
5.	General (except paediatric) hospitals	622111	301	47.4	18
6.	Full-service restaurants	722511	260	31.2	18
7.	Computer systems design and related services (except video game design and development)	541514	222	18.6	18
8.	Supermarkets and other grocery (except convenience) stores	445110	171	16.9	17
9.	Paediatric hospitals	622112	163	18.2	18
10.	Amusement and theme parks	713110	157	17.5	18
11.	Engineering services	541330	149	24.2	18
12.	New car dealers	441110	144	18.8	18
13.	Offices of dentists	621210	106	17.7	18
14.	Child day-care services	624410	101	18.0	18
15.	Pharmacies and drug stores	446110	99	16.2	15
16.	Insurance agencies and brokerages	524210	94	19.1	18
17.	Home centres	444110	92	12.3	17.5
18.	Limited-service eating places	722512	81	18.8	18
19.	All other telecommunications	517919	69	17.1	15
20.	Furniture stores	442110	69	19.7	18
21.	Fitness and recreational sports centres	713940	68	18.3	18
22.	Residential building construction	236110	67	26.4	18
23.	Golf courses and country clubs	713910	59	17.8	18
24.	Temporary help services	561320	56	21.9	18
25.	Electrical wiring and construction supplies merchant wholesalers	416110	56	18.0	18
26.	Offices of all other health practitioners	621390	56	18.2	18
27.	Landscaping services	561730	54	21.0	18
28.	Community care facilities for the elderly	623310	49	16.9	18
29.	Security systems services (except locksmiths)	561621	48	17.3	18
30.	Electronic and precision equipment repair and maintenance	811210	48	19.2	18

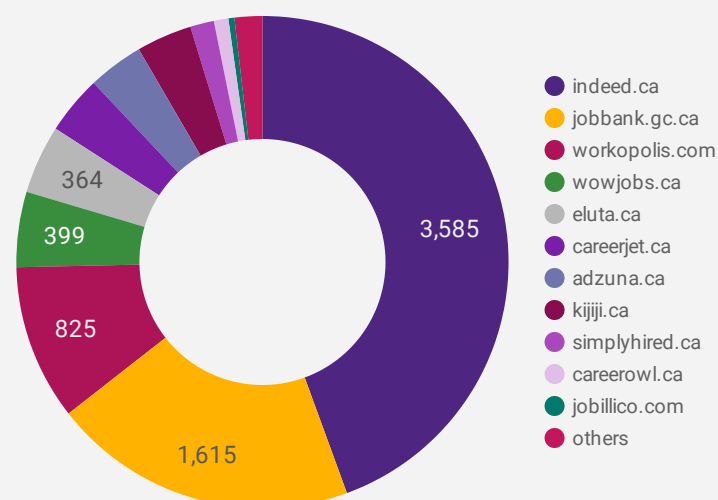
## JOB POSTINGS BY JOB BOARD

What share of unique job postings appear on each job board?



## COMPANIES BY JOB BOARD

What share of unique job postings appear on each job board?



## JOB POSTING DETAILS BY JOB BOARD

How does job posting activity differ by job board?

	JOB BOARD	POSTING COUNT ▾	AVG POSTING LENGTH IN DAYS	MEDIAN POSTING LENGTH IN DAYS	# OF COMPANIES
1.	indeed.ca	9,195	17.9	18	3,585
2.	jobbank.gc.ca	2,623	35.5	21	1,615
3.	eluta.ca	2,091	18.0	18	364
4.	careerjet.ca	1,453	26.9	23	311
5.	workopolis.com	1,152	14.9	15	825
6.	adzuna.ca	1,077	15.0	15	295
7.	kijiji.ca	789	15.0	15	294
8.	wowjobs.ca	635	16.0	16	399
9.	network.applytoeducation.com	560	5.7	5	5
10.	careerarc.com	541	67.9	41	26
11.	jobillico.com	298	8.1	2	32
12.	randstad.ca	144	65.9	82	1
13.	simplyhired.ca	144	15.0	15	126
14.	careerbuilder.ca	141	17.1	15	29
15.	itjobs.ca	111	43.8	33	11
16.	careerowl.ca	110	98.3	76	77
17.	charityvillage.com	40	15.0	15	28