

JOB DEMAND REPORT

FEBRUARY 2022

HIGHLIGHTS

JOB POSTINGS BY THE NUMBERS

POSTING COUNT	NEW THIS MONTH	COMPANIES	JOB BOARDS
23,989	14,759	7,271	34

OF DAYS POSTED

AVERAGE	MEDIAN
19.9	18

REPORT BUILDER

The default filter selection below will show all job demand data for the month. You can use the filters to create a customized report for the purpose of understanding a subset of the data.

OCCUPATION FILTERS

SKILL TYPE NAME / 1-DIGIT NOC	▼
MAJOR GROUP / 2-DIGIT NOC	▼
MINOR GROUP / 3-DIGIT NOC	▼
UNIT GROUP / 4-DIGIT NOC	▼
SKILL LEVEL	▼
JOB TYPE	▼
JOB DURATION	▼
ADDITIONAL LANGUAGE	▼
SPECIFIC JOB TAGS	▼

INDUSTRY/SECTOR FILTERS

HIRING SECTOR BY 2-DIGIT NAICS CODE	▼
HIRING SECTOR BY 3-DIGIT NAICS CODE	▼
HIRING SECTOR BY 4-DIGIT NAICS CODE	▼
HIRING SECTOR BY 5-DIGIT NAICS CODE	▼
HIRING SECTOR BY 6-DIGIT NAICS CODE	▼

OTHER FILTERS

MUNICIPALITY	▼
JOB BOARD	▼

NOC = National Occupation Classification | NAICS = North American Industry Classification System

Page 1 of 20

Source:

Job posting data collected by Workforce Planning Board of York Region from job boards and employer websites who recruit candidates in York Region.

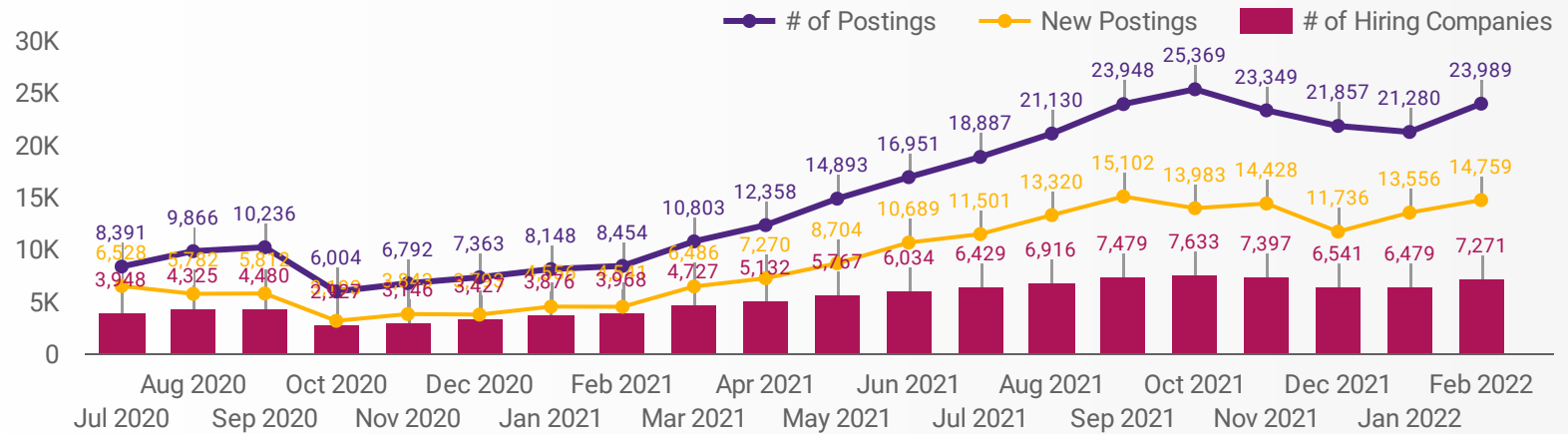


This Employment Ontario service is funded in part by the Government of Canada and the Government of Ontario.

Ce service Emploi Ontario est financé en partie par le gouvernement du Canada et le gouvernement de l'Ontario.

JOB POSTINGS BY MONTH FOR YORK REGION

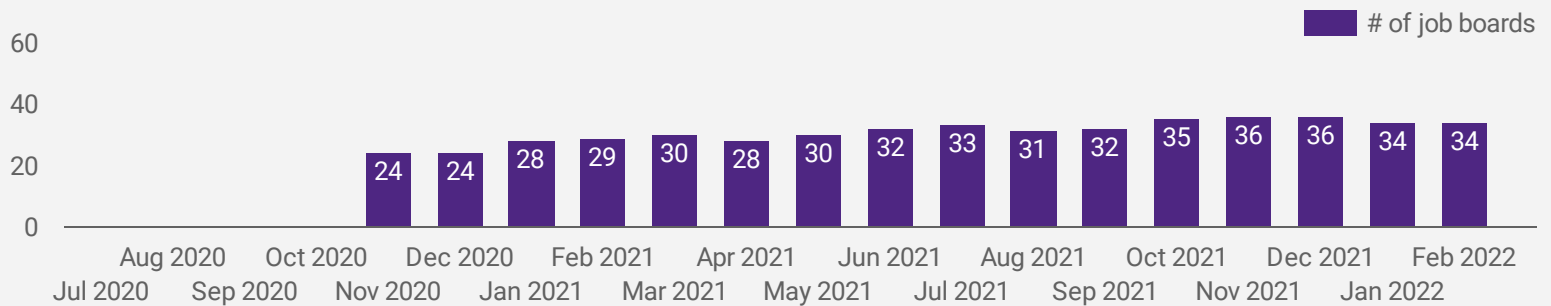
How many job postings were active for at least 1 day this month?



NOTE: This graph cannot be filtered using the controls on the cover page

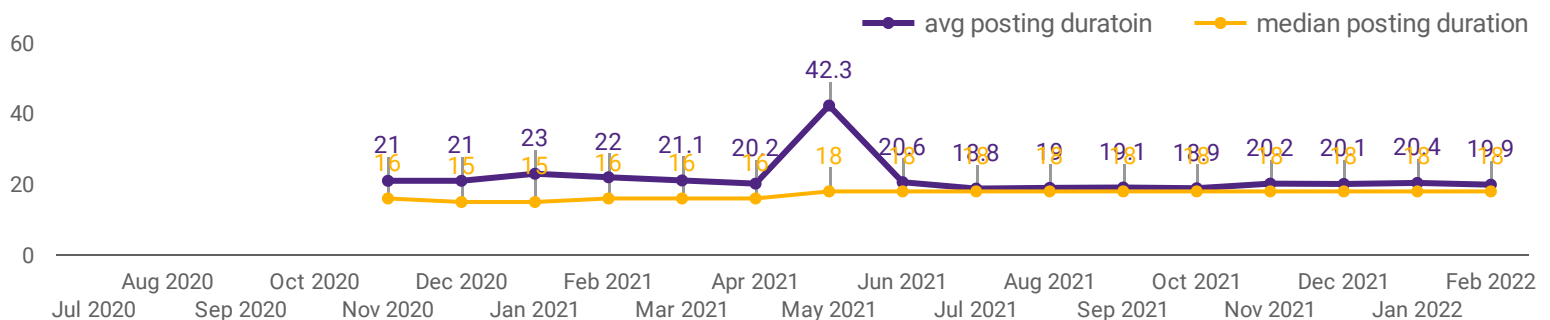
NUMBER OF ACTIVE JOB BOARDS

How many job postings were active for at least 1 day this month on these job boards?



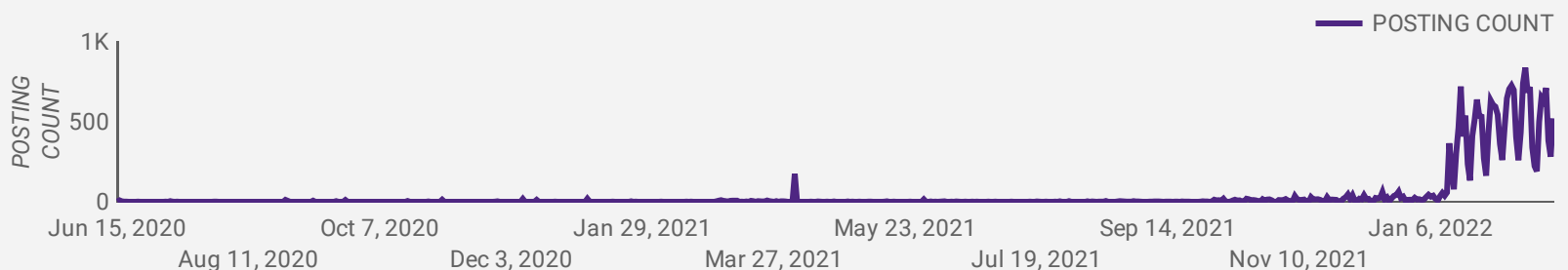
AVG & MEDIAN POSTING LENGTH BY DAYS

How long are employers having to recruit for to find candidates to fill their job vacancies?



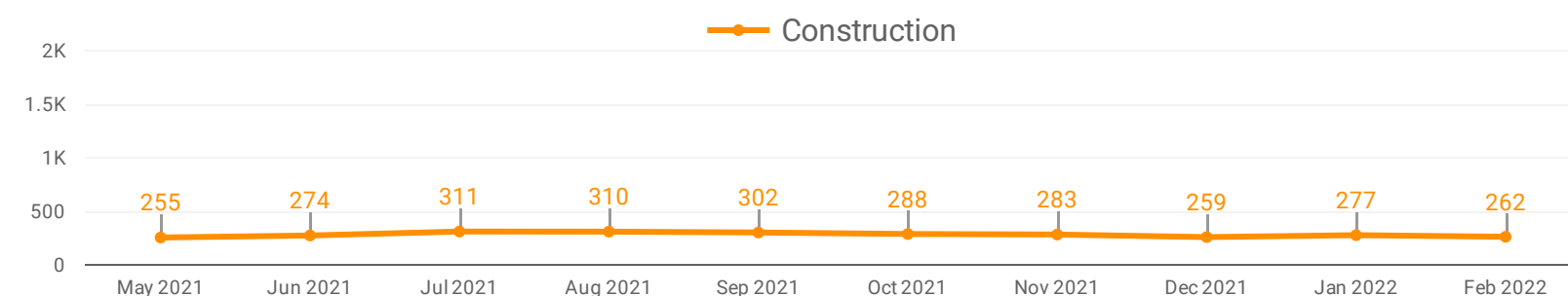
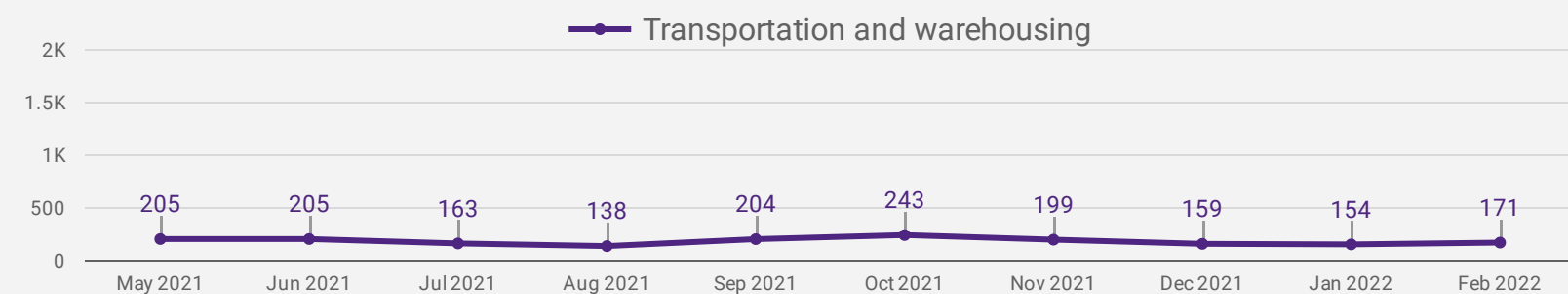
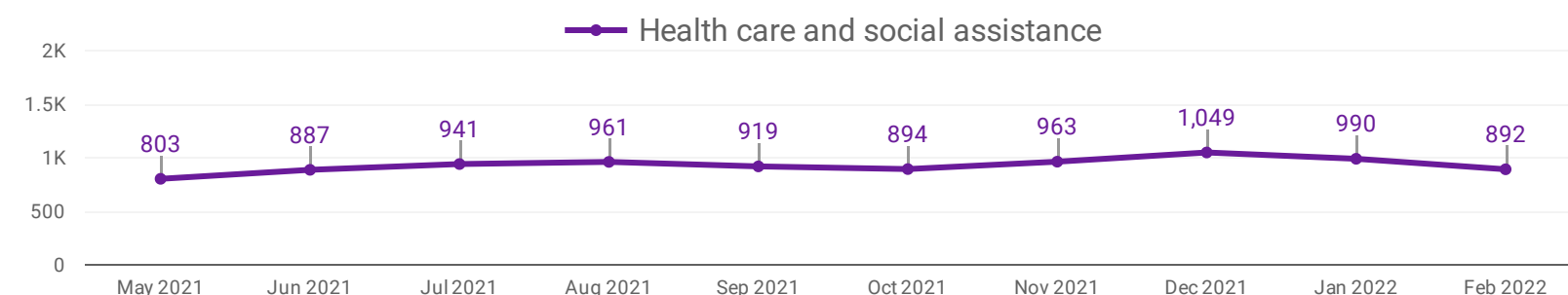
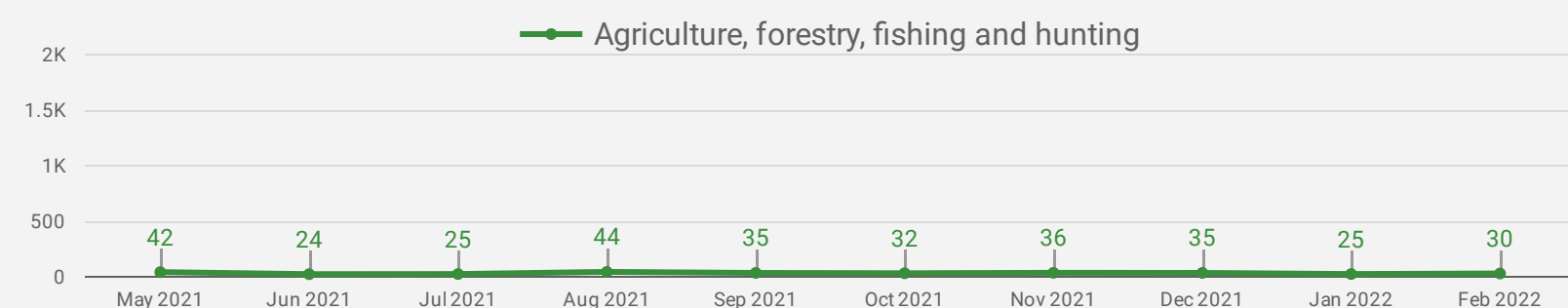
POST DATE TIMELINE FOR THIS MONTH'S ACTIVE JOB POSTINGS

How many job postings were active for at least 1 day this month?



DEMAND BY KEY SECTOR (YORK REGION)

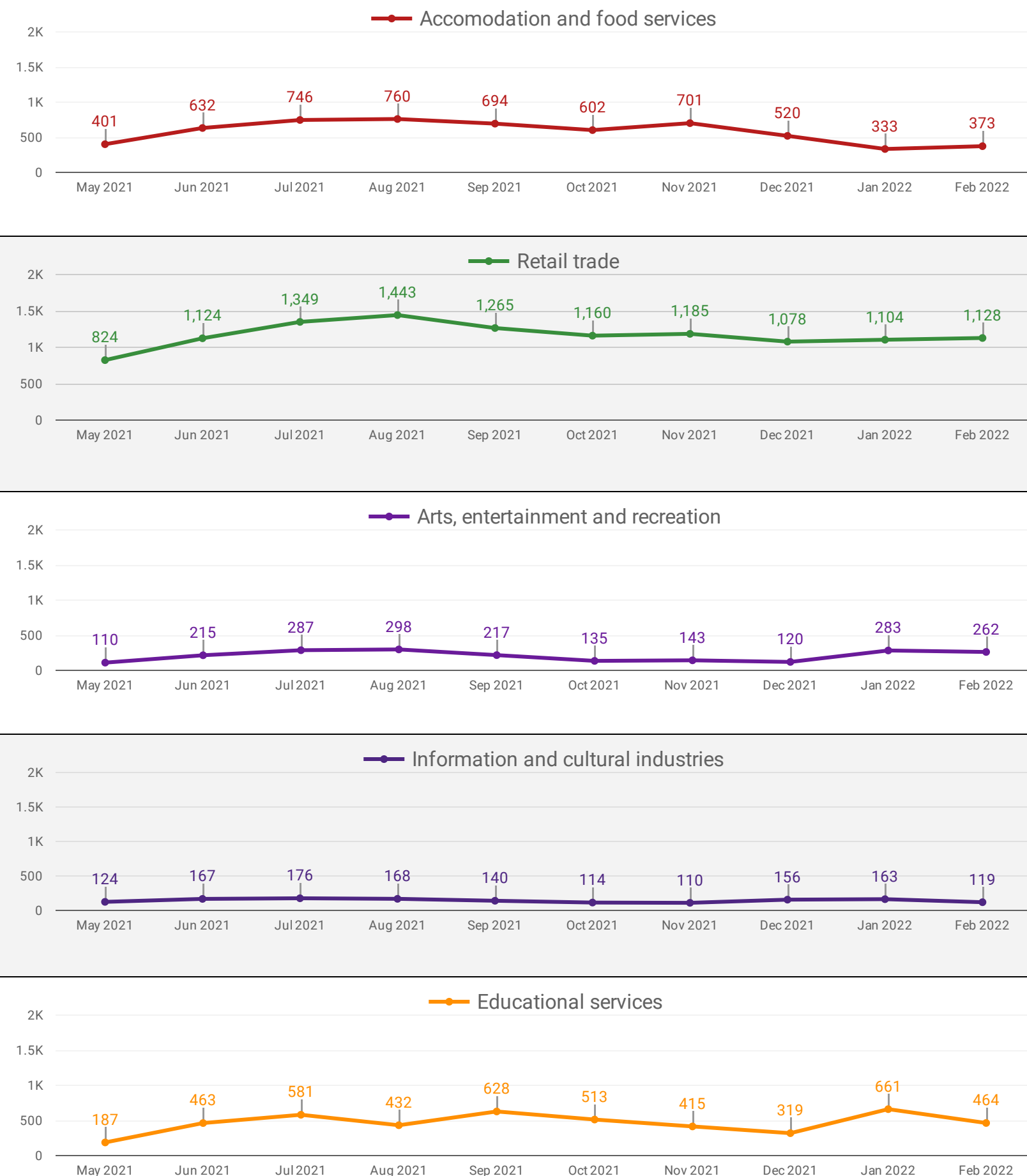
How many job postings were active for at least 1 day this month by sector?



NOTE: This graph cannot be filtered using the controls on the cover page

DEMAND BY IMPACTED SECTOR (YORK REGION)

How many job postings were active for at least 1 day this month by sector?

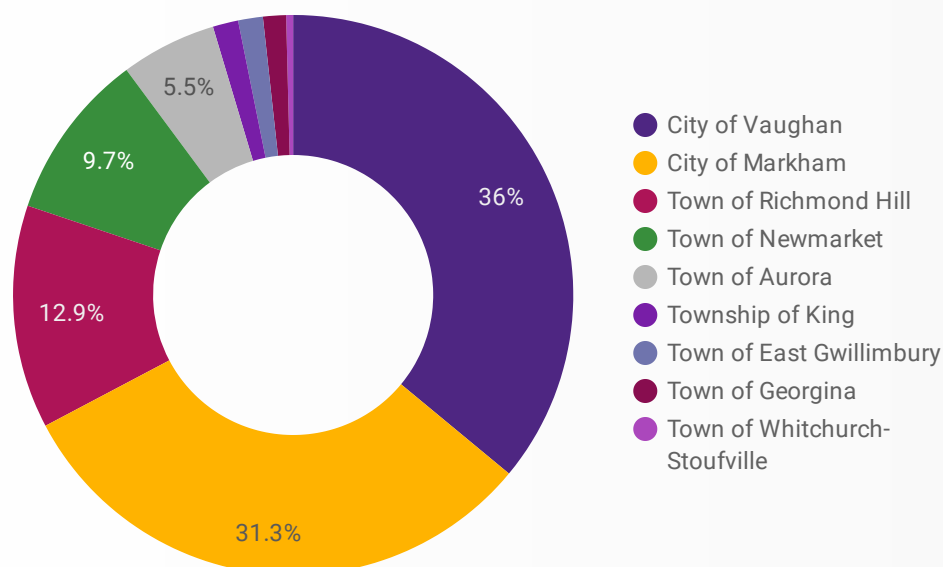


NOTE: This graph cannot be filtered using the controls on the cover page

JOB POSTINGS BY MUNICIPALITY

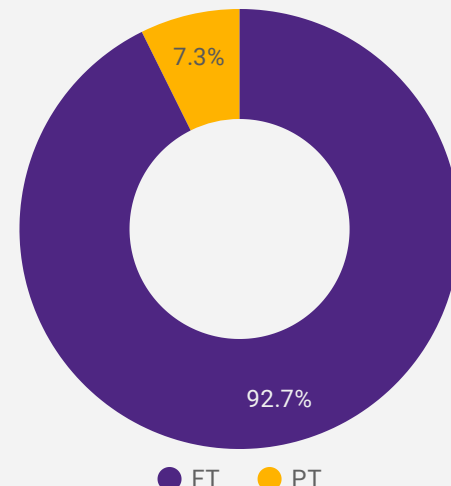
Where are job opportunities being offered?

	MUNICIPALITY	POSTING COUNT	AVG POSTING LENGTH IN DAYS	MEDIAN POSTING LENGTH IN DAYS
1.	City of Vaughan	8,424	20.1	18
2.	City of Markham	7,315	21.4	18
3.	Town of Richmond Hill	3,018	19.3	18
4.	Town of Newmarket	2,267	17.6	18
5.	Town of Aurora	1,292	17.7	18
6.	Township of King	344	19.0	18
7.	Town of East Gwillimbury	334	16.7	17
8.	Town of Georgina	310	20.9	18
9.	Town of Whitchurch-Stouffville	94	18.9	18



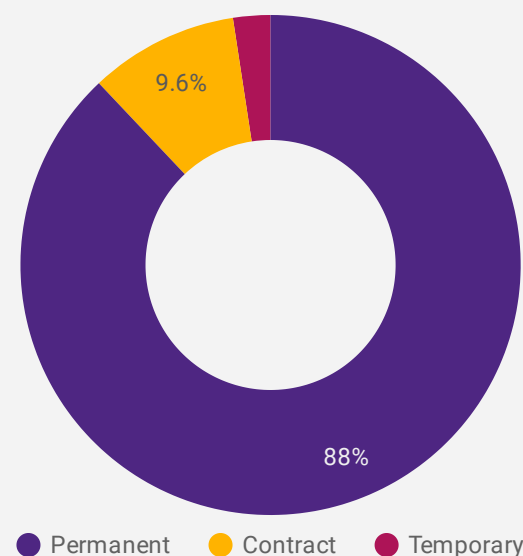
JOB TYPE

Full-time vs Part-time



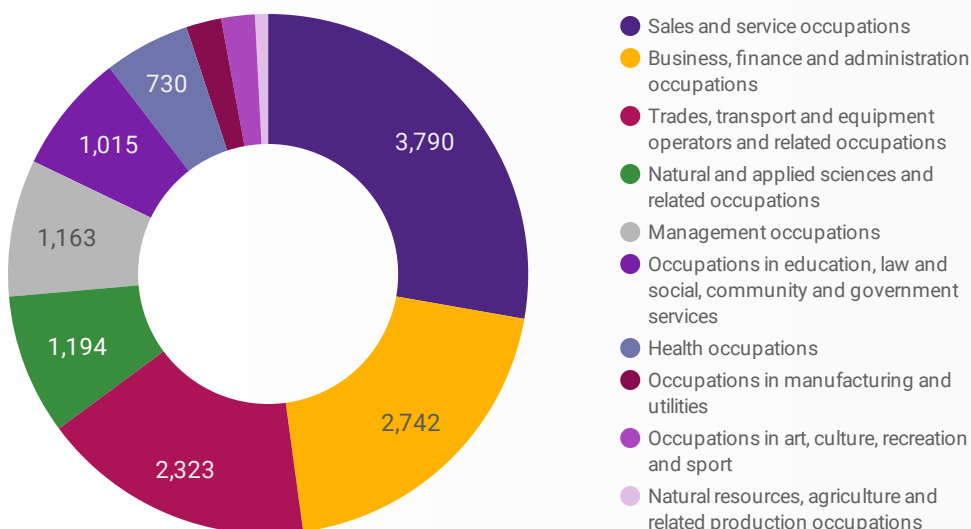
JOB DURATION

Permanency of jobs posted



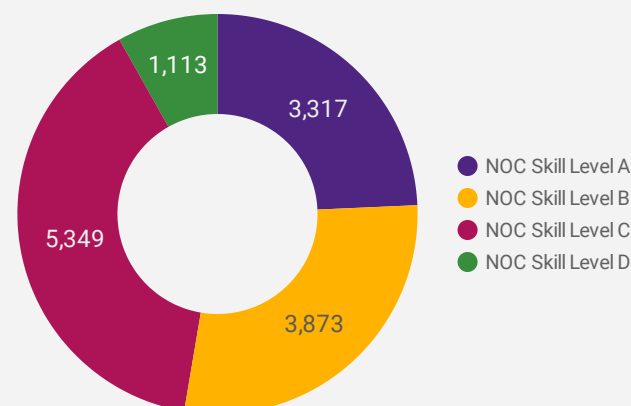
JOB POSTINGS BY SKILL TYPE

What skill type is being recruited?



JOB POSTINGS BY SKILL LEVEL

What education do occupations typically require?



Skill Level A = Usually University education | Skill Level B = Usually College education or Apprenticeship training | Skill Level C = Usually Secondary education or occupation-specific training | Skill Level D = Usually on-the-job training

TOP HIRING EMPLOYERS & AGENCIES

Who is hiring?

	COMPANY	MUNICIPALITY	POSTINGS COUNT ▾	AVG POSTING LENGTH IN DAYS	MEDIAN POSTING LENGTH IN DAYS
1.	AMD	City of Markham	471	59.5	41
2.	MARKHAM STOUFFVILLE HOSPITAL	City of Markham	171	18.3	18
3.	SOUTHLAKE REGIONAL HEALTH CENTRE	Town of Newmarket	147	18.9	17
4.	AMD / Advanced Micro Devices, Inc.	City of Markham	143	18.0	18
5.	YORK REGION DISTRICT SCHOOL BOARD	City of Markham	133	14.9	18
6.	Southlake Regional Health Care Centre	Town of Newmarket	113	18.0	18
7.	Advanced Micro Devices	City of Markham	92	29.3	12
8.	TD	City of Markham	91	13.2	15
9.	RANDSTAD	City of Vaughan	90	20.9	18
10.	Randstad Canada	City of Markham	88	77.6	91
11.	York Region	Town of Newmarket	85	17.4	18
12.	STAPLES CANADA	Town of Richmond Hill	85	16.3	15
13.	MACKENZIE HEALTH	City of Vaughan	82	17.8	18
14.	IBM	City of Markham	81	19.2	18
15.	MACKENZIE HEALTH	Town of Richmond Hill	70	13.8	15
16.	CANADA'S WONDERLAND	City of Vaughan	69	17.8	18
17.	Lowe's	Town of East Gwillimbury	65	9.2	7
18.	MAGNA INTERNATIONAL	City of Vaughan	63	10.2	8
19.	YORK REGION DISTRICT SCHOOL BOARD	Town of Richmond Hill	57	13.9	18
20.	Municipality of York	Town of Newmarket	56	8.2	8
21.	Magna International Inc.	City of Vaughan	54	19.1	18
22.	Aviva Canada Inc.	City of Markham	53	18.0	18
23.	YORK REGION DISTRICT SCHOOL BOARD	Town of Newmarket	52	15.8	18
24.	General Motors	City of Markham	52	11.5	9
25.	City of Markham	City of Markham	51	14.2	18
26.	TD BANK	City of Markham	49	17.2	18
27.	YORK REGION DISTRICT SCHOOL BOARD	Town of Aurora	48	19.7	18

TOP HOURLY WAGES IN JOB POSTINGS

What are employers willing to pay to find the perfect candidate?

of Minimum Wage Job Postings

641

	JOB TITLE	COMPANY	LOCATION	WAGE VALUE ▾
1.	Speech-language Pathologist	TWO CAN TALK Speech & Language Services	City of Vaughan	95
2.	Psychotherapist Or Social Worker	Evolve and Bloom	City of Vaughan	90
3.	Family Chiropractor	The WOMB Vaughan	City of Vaughan	90
4.	Speech-language Pathologist	Woodbridge Speech-Language Therapy (WSLT)	City of Vaughan	85
5.	Intermediate Business Analyst - Retail/supply Chain	Randstad Canada	City of Markham	85
6.	Adolescent Psychotherapist/social Worker - Independent Contractor	GREEN LIFE COUNSELING	Town of Richmond Hill	85
7.	Princess Party Host Position - Vehicle Required	Fairyland Theatre	Town of Richmond Hill	80
8.	Registered Physiotherapist	North York Physiotherapy & Sports Injury Clinic.	City of Vaughan	80
9.	Registered Physiotherapist	Form & Function Health & Performance	City of Markham	80
10.	Snow Removal Specialist	Snow Smart	City of Vaughan	75
				1 - 100 / 7213 < >

TOP SALARIES IN JOB POSTINGS

What are employers willing to pay to find the perfect candidate?

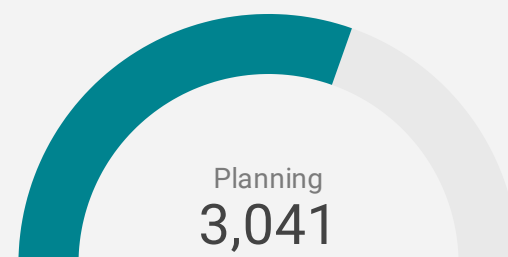
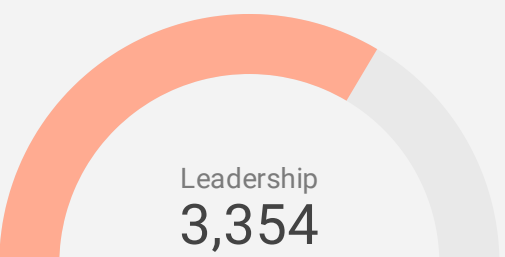
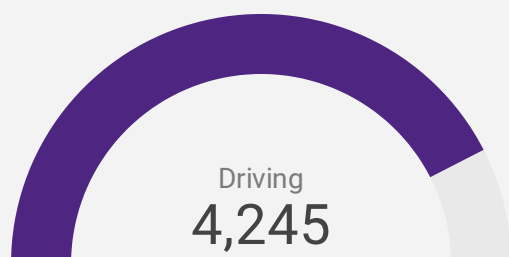
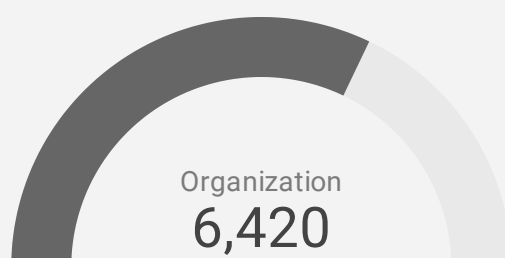
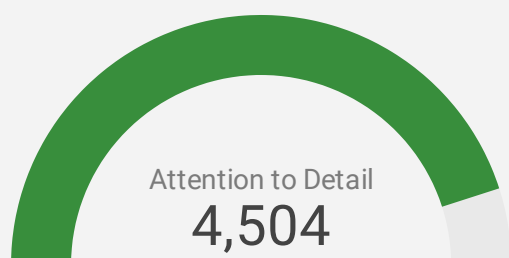
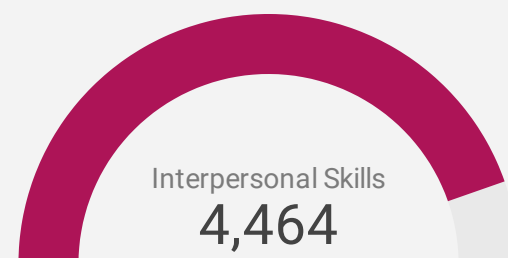
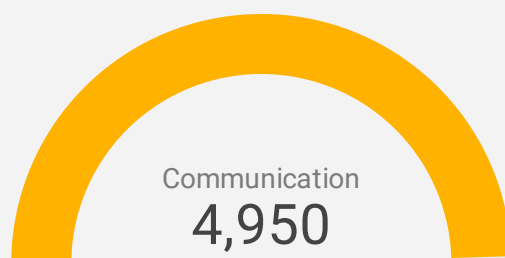
	JOB TITLE	COMPANY	LOCATION	WAGE VALUE ▾
1.	Realtor	One Percent Realty Ltd. Brokerage	Town of Newmarket	350,000
2.	Neurologist	Bio Health Center	City of Vaughan	350,000
3.	Dentist Associate	WOODBIDGE DENTAL OFFICE	City of Vaughan	329,666
4.	Full Time Associate Dentist	Barrie Dental Office	Town of Newmarket	300,000
5.	Account Manager	THE BILL ADVISERS CORPORATION	City of Markham	300,000
6.	Family Physician	Jack Nathan Health	Town of Georgina	300,000
7.	Dental Associate	Summerhill Dental Office	Town of Newmarket	300,000
8.	Family Physician -permanent Full Time + Health Benefits + Pension, Vaughan.	VAUGHAN COMMUNITY HEALTH CENTRE	City of Vaughan	290,935
9.	Az Driver And Owner Operator	CANDID FREIGHT INC	City of Vaughan	257,604
10.	Az Owner Operator	Xpress Fleet Service	City of Vaughan	253,066
11.	253,066
				1 - 100 / 9852 < >

TOP IN-DEMAND SKILLS

How many times were these skills found in job postings?

ACTIVE JOB POSTINGS THIS MONTH

23,989



KEY JOB REQUIREMENTS

How often are these requirements desired in job postings?

ACTIVE JOB POSTINGS THIS MONTH

23,989



Driver's License
411



First Aid
886



Regular Access to a Vehicle
730



Criminal Record Check
1,301



Microsoft Office
1,850



Food Safety
329

TOP OCCUPATIONS BY SKILL, FREQUENCY & DURATION

What jobs are in-demand and/or hard to fill?

	4 DIGIT NOC	4 DIGIT NOC NAME	SKILL LEVEL	POSTING COUNT ▾	AVG POSTING LENGTH IN DAYS	MEDIAN POSTING LENGTH IN DAYS
1.	7452	Material handlers	NOC Skill Level C	761	18.6	18
2.	6421	Retail salespersons	NOC Skill Level C	739	17.1	18
3.	6552	Other customer and information services representatives	NOC Skill Level C	647	17.9	18
4.	1414	Receptionists	NOC Skill Level C	407	17.3	18
5.	4412	Home support workers, housekeepers and related occupations	NOC Skill Level C	365	24.6	18
6.	6322	Cooks	NOC Skill Level B	348	27.5	18
7.	621	Retail and wholesale trade managers	NOC Skill Level A	327	19.6	18
8.	1241	Administrative assistants	NOC Skill Level B	261	19.1	18
9.	7511	Transport truck drivers	NOC Skill Level C	254	20.2	18
10.	2132	Mechanical engineers	NOC Skill Level A	207	40.8	18
11.	1521	Shippers and receivers	NOC Skill Level C	204	19.4	18
12.	6622	Store shelf stockers, clerks and order fillers	NOC Skill Level D	200	16.6	18
13.	7514	Delivery and courier service drivers	NOC Skill Level C	199	16.9	18
14.	6731	Light duty cleaners	NOC Skill Level D	196	20.5	18
15.	1431	Accounting and related clerks	NOC Skill Level C	192	16.9	18
16.	6513	Food and beverage servers	NOC Skill Level C	189	16.5	18
17.	1221	Administrative officers	NOC Skill Level B	179	20.1	18
18.	6711	Food counter attendants, kitchen helpers and related support occupations	NOC Skill Level D	152	16.4	18
19.	2173	Software engineers and designers	NOC Skill Level A	151	35.3	18
20.	1114	Other financial officers	NOC Skill Level A	145	17.7	18
21.	6541	Security guards and related security service occupations	NOC Skill Level C	140	14.5	17
22.	1311	Accounting technicians and bookkeepers	NOC Skill Level B	131	24.5	18
23.	1112	Financial and investment analysts	NOC Skill Level A	129	19.6	18
24.	3012	Registered nurses and registered psychiatric nurses	NOC Skill Level A	128	21.3	18
25.	1111	Financial auditors and accountants	NOC Skill Level A	127	21.9	18
26.	6611	Cashiers	NOC Skill Level D	118	16.5	18
27.	111	Financial managers	NOC Skill Level A	115	23.5	18
28.	6222	Retail and wholesale buyers	NOC Skill Level B	114	18.4	18
29.	7271	Carpenters	NOC Skill Level B	100	28.1	18
--	----	-----	-----	--	----	--

JOB POSTINGS BY 3-DIGIT NATIONAL OCCUPATION CLASSIFICATION

What jobs are hard to fill and/or in-demand?

	3 DIGIT NOC	3 DIGIT NOC NAME	SKILL LEVEL	POSTING COUNT ▾	AVG POSTING LENGTH IN DAYS	MEDIAN POSTING LENGTH IN DAYS
1.	745	Longshore workers and material handlers	NOC Skill Level C	761	18.6	18
2.	642	Retail salespersons	NOC Skill Level C	739	17.1	18
3.	655	Customer and information services representatives	NOC Skill Level C	656	18.0	18
4.	141	General office workers	NOC Skill Level C	518	17.6	18
5.	751	Motor vehicle and transit drivers	NOC Skill Level C	481	18.8	18
6.	441	Home care providers and educational support occupations	NOC Skill Level C	448	33.6	18
7.	632	Chefs and cooks	NOC Skill Level B	434	26.5	18
8.	111	Auditors, accountants and investment professionals	NOC Skill Level A	413	19.5	18
9.	122	Administrative and regulatory occupations	NOC Skill Level B	364	20.2	18
10.	673	Cleaners	NOC Skill Level D	341	20.4	18
11.	062	Retail and wholesale trade managers	NOC Skill Level A	327	19.6	18
12.	152	Supply chain logistics, tracking and scheduling co-ordination occupations	NOC Skill Level C	326	19.1	18
13.	217	Computer and information systems professionals	NOC Skill Level A	306	30.8	18
14.	124	Office administrative assistants - general, legal and medical	NOC Skill Level B	297	18.6	18
15.	651	Occupations in food and beverage service	NOC Skill Level C	279	17.2	18
16.	213	Civil, mechanical, electrical and chemical engineers	NOC Skill Level A	260	37.5	18
17.	143	Financial, insurance and related administrative support workers	NOC Skill Level C	256	17.0	18
18.	662	Other sales support and related occupations	NOC Skill Level D	246	17.5	18
19.	421	Paraprofessional occupations in legal, social, community and education services	NOC Skill Level B	243	19.3	18
20.	011	Senior managers - construction, transportation, production and utilities	NOC Skill Level A	227	27.9	18
21.	112	Human resources and business service professionals	NOC Skill Level A	192	21.4	18
22.	723	Machining, metal forming, shaping and erecting trades	NOC Skill Level B	162	24.6	18
23.	622	Technical sales specialists in wholesale trade and retail and wholesale buyers	NOC Skill Level B	160	20.2	18
24.	671	Food counter attendants, kitchen helpers and related support occupations	NOC Skill Level D	152	16.4	18
25.	131	Finance, insurance and related business administrative occupations	NOC Skill Level B	149	23.6	18
26.	654	Security guards and related security service occupations	NOC Skill Level C	140	14.5	17
27.	341	Assisting occupations in support of health services	NOC Skill Level C	136	19.4	18
28.	301	Professional occupations in nursing	NOC Skill Level A	133	21.1	18
					1 - 50 / 133	< >

JOB POSTINGS BY 2-DIGIT NATIONAL OCCUPATION CLASSIFICATION

What jobs are hard to fill and/or in-demand?

	2 DIGIT NOC	2 DIGIT NOC NAME	SKILL LEVEL	POSTING COUNT ▾	AVG POSTING LENGTH IN DAYS	MEDIAN POSTING LENGTH IN DAYS
1.	65	Service representatives and other customer and personal services occupations	NOC Skill Level C	1,171	17.2	18
2.	14	Office support occupations	NOC Skill Level C	856	17.6	18
3.	74	Other installers, repairers and servicers and material handlers	NOC Skill Level C	837	19.3	18
4.	21	Professional occupations in natural and applied sciences	NOC Skill Level A	834	34.8	18
5.	12	Administrative and financial supervisors and administrative occupations	NOC Skill Level B	785	19.6	18
6.	64	Sales representatives and salespersons - wholesale and retail trade	NOC Skill Level C	767	17.1	18
7.	63	Service supervisors and specialized service occupations	NOC Skill Level B	616	29.5	18
8.	11	Professional occupations in business and finance	NOC Skill Level A	605	20.0	18
9.	72	Industrial, electrical and construction trades	NOC Skill Level B	595	30.3	18
10.	75	Transport and heavy equipment operation and related maintenance occupations	NOC Skill Level C	545	20.2	18
11.	67	Service support and other service occupations, n.e.c.	NOC Skill Level D	516	19.1	18
12.	06	Middle management occupations in retail and wholesale trade and customer services	NOC Skill Level A	488	21.3	18
13.	44	Care providers and educational, legal and public protection support occupations	NOC Skill Level C	449	33.6	18
14.	01	Senior managers - construction, transportation, production and utilities	NOC Skill Level A	418	28.8	18
15.	66	Sales support occupations	NOC Skill Level D	364	17.2	18
16.	22	Technical occupations related to natural and applied sciences	NOC Skill Level B	360	24.9	18
17.	62	Retail sales supervisors and specialized sales occupations	NOC Skill Level B	356	22.7	18
18.	15	Distribution, tracking and scheduling co-ordination occupations	NOC Skill Level C	347	18.9	18
19.	32	Technical occupations in health	NOC Skill Level B	281	18.4	18
20.	73	Maintenance and equipment operation trades	NOC Skill Level B	252	26.4	17
21.	42	Paraprofessional occupations in legal, social, community and education services	NOC Skill Level B	243	19.3	18
22.	41	Professional occupations in law and social, community and government services	NOC Skill Level A	235	20.0	18
23.	52	Technical occupations in art, culture, recreation and sport	NOC Skill Level B	203	19.4	18
24.	31	Professional occupations in health (except nursing)	NOC Skill Level A	180	16.3	18
25.	13	Finance, insurance and related business administrative occupations	NOC Skill Level B	149	23.6	18
26.	07	Managers in customer and personal services, n.e.c.	NOC Skill Level A	141	20.5	18
27.	34	Assisting occupations in support of health services	NOC Skill Level C	136	19.4	18
					1 - 45 / 45	< >

MULTILINGUAL JOB POSTINGS BY THE NUMBERS

ACTIVE POSTINGS
1,477

NEW POSTINGS
1

COMPANIES
765

LANGUAGES
11

OF DAYS POSTED

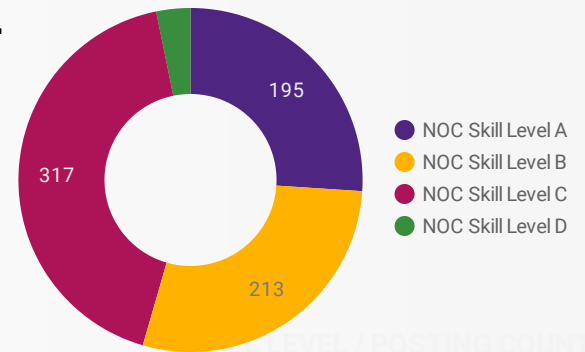
AVERAGE
18.4

MEDIAN
18

MULTILINGUAL JOB POSTINGS BY SKILL LEVEL

What language skills are employers looking for by occupational skill level?

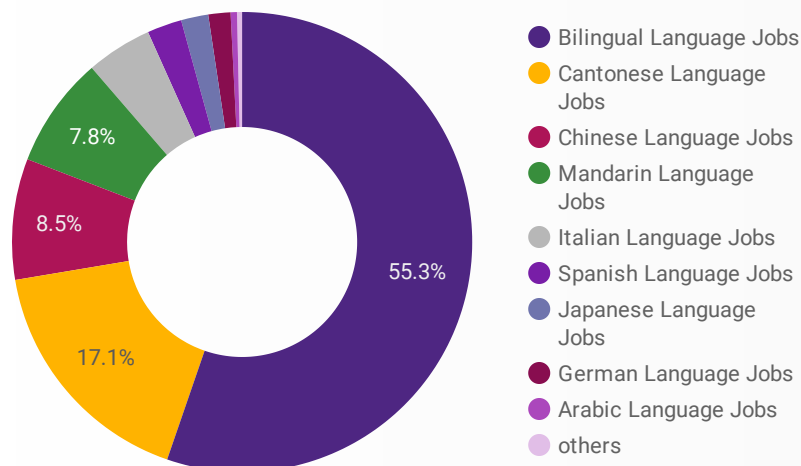
- 195** Skill Level A - Management/ Professional Occupations usually requiring University
- 213** Skill Level B - Usually college education or apprenticeship training
- 317** Skill Level C - Usually secondary education or occupation-specific training
- 24** Skill Level D - Usually on-the-job training



LANGUAGES	NOC Skill Level A	NOC Skill Level B	NOC Skill Level C	NOC Skill Level D
Bilingual Language Jobs	109	76	147	4
Cantonese Language Jobs	30	37	76	3
Chinese Language Jobs	20	18	32	4
Mandarin Language Jobs	23	26	21	
Italian Language Jobs	2	24	24	10
Japanese Language Jobs	3	22	4	2
Spanish Language Jobs	4	4	9	1
German Language Jobs	2	3	1	
Punjabi Language Jobs	1	1	2	
Arabic Language Jobs	1	1	1	
Vietnamese Language Jobs		1		

LANGUAGE SKILLS BREAKDOWN

Which kinds of language skills do employers seek?



LANGUAGES	POSTING COUNT
1. Bilingual Language Jobs	831
2. Cantonese Language Jobs	238
3. Chinese Language Jobs	119
4. Mandarin Language Jobs	110
5. Italian Language Jobs	70
6. Japanese Language Jobs	38
7. Spanish Language Jobs	36
8. German Language Jobs	21
9. Arabic Language Jobs	6
10. Punjabi Language Jobs	6

LANGUAGE SKILLS BEING RECRUITED BY SKILL TYPE

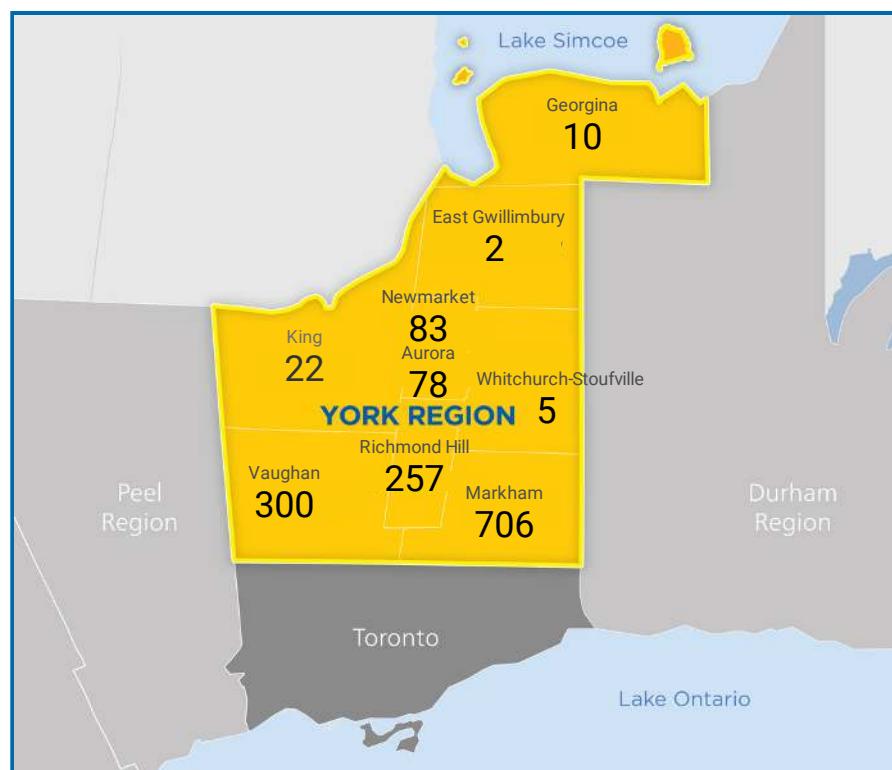
What language skills are sought by 1-Digit NOC?

SKILL TYPE NAME	Bilingual ...	Cantonese...	Chinese ...	Mandarin...	Italian La...	Japanese...	Grand total
Business, finance and administration occu...	58	73	30	32	5	2	210
Health occupations	18	11	3	5	1		39
Management occupations	50	9	6	13	1	3	86
Natural and applied sciences and related o...	8		2	3		1	16
Occupations in art, culture, recreation and ...	9	1	6	3			20
Occupations in education, law and social, ...	53	9	6	3	3		77
Occupations in manufacturing and utilities		2	3				5
Sales and service occupations	116	34	11	7	50	24	251
Trades, transport and equipment operator...	24	7	7	4		1	45
Grand total	336	146	74	70	60	31	749

MULTILINGUAL JOB POSTINGS BY MUNICIPALITY

What language skills are sought by 4-Digit NOC?

	MUNICIPALITY	JOB LANGUAGES	AVG POSTING LENGTH IN DAYS	MEDIAN POSTING LENGTH IN DAYS
1.	City of Markham	706	21.4	18
2.	City of Vaughan	300	20.1	18
3.	Town of Richmond Hill	257	19.3	18
4.	Town of Newmarket	83	17.6	18
5.	Town of Aurora	78	17.7	18
6.	Township of King	22	19.0	18
7.	Town of Georgina	10	20.9	18
8.	Town of Whitchurch-Stouffville	5	18.9	18
9.	Town of East Gwillimbury	2	16.7	17



LANGUAGE DEMAND BY JOB

What language skills are sought by 4-Digit NOC?

4 DIGIT NOC NAME		POSTINGS ▾
1.	Other customer and information services re...	90
2.	Receptionists	52
3.	Retail and wholesale trade managers	32
4.	Cooks	32
5.	Retail salespersons	31
6.	Food and beverage servers	22
7.	Material handlers	20
8.	Administrative assistants	20
9.	Accounting and related clerks	20
10.	Other financial officers	19
11.	Chefs	19
12.	Other instructors	16
13.	Home support workers, housekeepers and r...	16
14.	Administrative officers	16
15.	Professional occupations in advertising, ma...	14
16.	Food counter attendants, kitchen helpers an...	13
17.	Corporate sales managers	12
18.	School principals and administrators of ele...	11
19.	General office support workers	10
20.	Purchasing agents and officers	9
21.	Financial sales representatives	9
22.	Delivery and courier service drivers	8
23.	Lawyers and Quebec notaries	7
24.	Licensed practical nurses	7
25.	Financial auditors and accountants	6
26.	Other medical technologists and technician...	6
27.	Elementary school and kindergarten teachers	6
28.	Advertising, marketing and public relations ...	5
29.	Retail and wholesale buyers	5
30.	Facility operation and maintenance manage...	5
31.	Insurance agents and brokers	5
1 - 100 / 135		< >

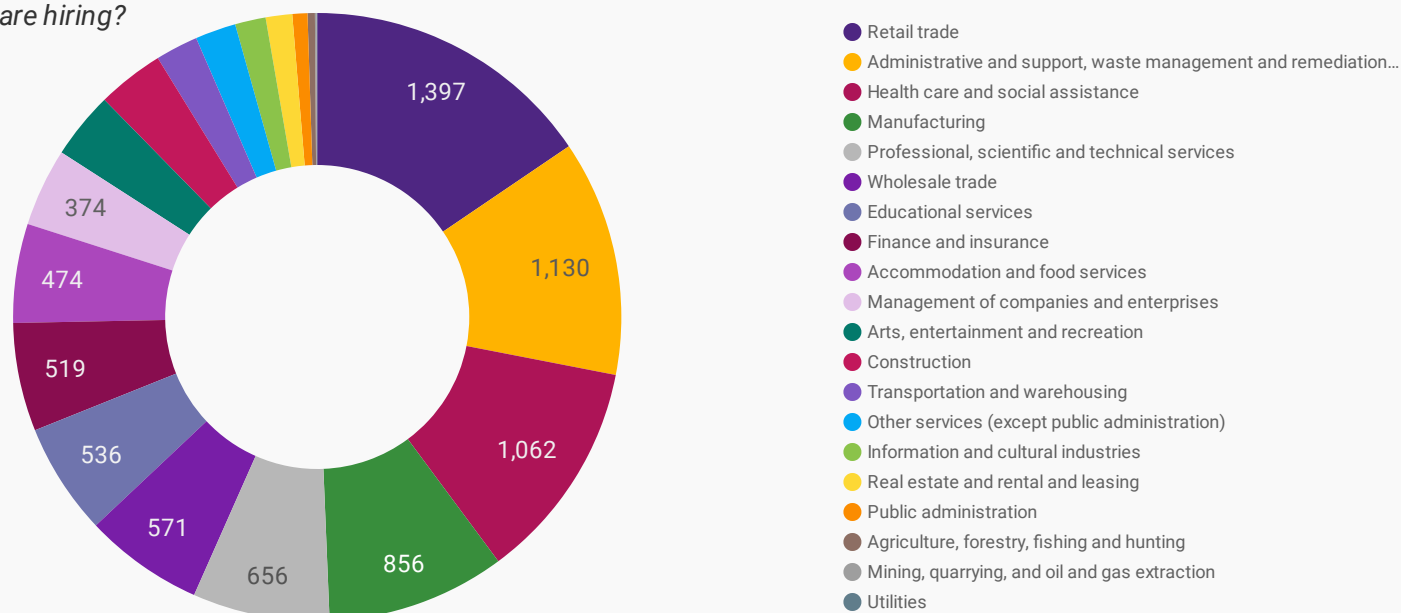
MULTILINGUAL HIRING EMPLOYERS

Which employers are seeking multilingual candidates?

COMPANY		POSTINGS ▾
1.	YORK REGION DISTRICT SCHOOL BOARD	57
2.	T&T Supermarket	15
3.	TD	15
4.	ProValue	15
5.	STAPLES CANADA	14
6.	Randstad Canada	14
7.	Farm Boy Inc.	13
8.	EnGenius Technologies	13
9.	Stonefire Bar and Grill	12
10.	BELL CANADA	11
11.	YORK CATHOLIC DISTRICT SCHOOL BOARD	11
12.	HSBC	10
13.	Kijiji Jobs	10
14.	IBM	10
15.	Ontario's LHINs	9
16.	Adecco Canada	8
17.	Farm Boy	8
18.	Staples	8
19.	Gobest Immigration Services	8
20.	RANDSTAD	8
21.	MAGNA	8
22.	KINARK CHILD AND FAMILY SERVICES	7
23.	Mon Sheong Foundation	7
24.	BGIS	7
25.	YEE HONG CENTRE FOR GERIATRIC CARE	7
26.	DESJARDINS	7
27.	Recipe Unlimited Corporation	7
28.	Home and Community Care Support Services	7
29.	BELL MOBILITY/BELL MOBILITÄ%	7
30.	Desjardins Group / Mouvement Desjardins	6
1 - 50 / 768		< >

TOP HIRING SECTORS BY 2-DIGIT NAICS CODE

What sectors are hiring?



	2-DIGIT NAICS LABEL	NAICS CODE	POSTING COUNT	AVG POSTING LENGTH IN DAYS	MEDIAN POSTING LENGTH IN DAYS
1.	Retail trade	44-45	1,397	17.0	18
2.	Administrative and support, waste management and remediation services	56	1,130	19.5	18
3.	Health care and social assistance	62	1,062	17.7	18
4.	Manufacturing	31-33	856	20.3	18
5.	Professional, scientific and technical services	54	656	21.4	18
6.	Wholesale trade	41	571	20.7	18
7.	Educational services	61	536	15.9	18
8.	Finance and insurance	52	519	16.3	17
9.	Accommodation and food services	72	474	19.0	18
10.	Management of companies and enterprises	55	374	16.7	18
11.	Arts, entertainment and recreation	71	321	17.0	18
12.	Construction	23	320	19.8	18
13.	Transportation and warehousing	48-49	204	21.2	17
14.	Other services (except public administration)	81	195	17.7	18
15.	Information and cultural industries	51	147	16.6	18
16.	Real estate and rental and leasing	53	127	17.6	18
17.	Public administration	91	72	17.3	18
18.	Agriculture, forestry, fishing and hunting	11	35	16.9	18
19.	Mining, quarrying, and oil and gas extraction	21	8	42.0	18
20.	Utilities	22	3	18.0	18

NOTE: NAICS code 56 includes Employment Agencies. Manufacturing includes codes 31-33, Retail Trade includes codes 44-45 and Transportation and Warehousing includes codes 48-49.

TOP HIRING SECTORS BY 3-DIGIT NAICS CODE

What sectors are hiring?

	3-DIGIT NAICS LABEL	NAICS CODE	POSTING COUNT ▾	AVG POSTING LENGTH IN DAYS	MEDIAN POSTING LENGTH IN DAYS
1.	Administrative and support services	561	1,122	19.6	18
2.	Professional, scientific and technical services	541	656	21.4	18
3.	Educational services	611	536	15.9	18
4.	Hospitals	622	478	17.6	17
5.	Food services and drinking places	722	435	19.4	18
6.	Management of companies and enterprises	551	374	16.7	18
7.	Credit intermediation and related activities	522	358	15.9	16
8.	Ambulatory health care services	621	351	18.2	18
9.	Amusement, gambling and recreation industries	713	295	17.1	18
10.	Building material and garden equipment and supplies dealers	444	256	13.7	17
11.	Food and beverage stores	445	237	18.6	18
12.	Motor vehicle and parts dealers	441	214	19.0	18
13.	Clothing and clothing accessories stores	448	194	19.2	18
14.	Social assistance	624	191	17.4	18
15.	Building material and supplies merchant wholesalers	416	189	21.4	18
16.	Specialty trade contractors	238	186	19.5	18
17.	Transportation equipment manufacturing	336	163	14.7	13.5
18.	Machinery, equipment and supplies merchant wholesalers	417	131	19.4	18
19.	Furniture and home furnishings stores	442	127	18.0	18
20.	Insurance carriers and related activities	524	123	17.3	18
21.	Fabricated metal product manufacturing	332	121	17.7	18
22.	Health and personal care stores	446	120	17.4	16
23.	Repair and maintenance	811	103	18.4	18
24.	Construction of buildings	236	99	19.3	18
25.	General merchandise stores	452	94	11.6	4
26.	Telecommunications	517	79	16.0	17
27.	Computer and electronic product manufacturing	334	78	21.3	18
28.	Couriers and messengers	492	77	14.3	15
29.	Electronics and appliance stores	443	75	15.9	15.5
30.	Machinery manufacturing	333	70	20.9	18
31.	Miscellaneous merchant wholesalers	418	69	16.8	18

TOP HIRING SECTORS BY 4-DIGIT NAICS CODE

What sectors are hiring?

	4-DIGIT NAICS LABEL	NAICS CODE	POSTING COUNT ▾	AVG POSTING LENGTH IN DAYS	MEDIAN POSTING LENGTH IN DAYS
1.	Employment services	5613	791	19.8	18
2.	General medical and surgical hospitals	6221	477	17.6	17
3.	Elementary and secondary schools	6111	432	15.6	18
4.	Full-service restaurants and limited-service eating places	7225	430	19.4	18
5.	Management of companies and enterprises	5511	374	16.7	18
6.	Depository credit intermediation	5221	338	15.9	16
7.	Building material and supplies dealers	4441	244	13.6	17
8.	Other amusement and recreation industries	7139	214	17.0	18
9.	Architectural, engineering and related services	5413	210	24.5	18
10.	Computer systems design and related services	5415	198	21.0	18
11.	Automobile dealers	4411	197	19.0	18
12.	Grocery stores	4451	165	18.1	18
13.	Motor vehicle parts manufacturing	3363	158	14.6	13
14.	Services to buildings and dwellings	5617	148	17.8	18
15.	Clothing stores	4481	148	20.6	18
16.	Offices of other health practitioners	6213	132	18.3	18
17.	Health and personal care stores	4461	120	17.4	16
18.	Agencies, brokerages and other insurance related activities	5242	115	17.6	18
19.	Electrical, plumbing, heating and air-conditioning equipment and supplies merchant wholesalers	4161	110	18.9	18
20.	Investigation and security services	5616	110	15.6	17
21.	Child day-care services	6244	102	18.2	18
22.	Offices of dentists	6212	99	16.8	18
23.	Individual and family services	6241	87	16.6	18
24.	Architectural and structural metals manufacturing	3323	83	17.5	18
25.	Amusement parks and arcades	7131	81	17.2	18
26.	Other schools and instruction	6116	79	18.9	18
27.	Electronics and appliance stores	4431	75	15.9	15.5
28.	Other professional, scientific and technical services	5419	74	17.2	18
29.	Residential building construction	2361	69	19.7	18
30.	Building equipment contractors	2382	67	18.1	18
31.	Furniture stores	4421	66	16.3	18

TOP HIRING SECTORS BY 5-DIGIT NAICS CODE

What sectors are hiring?

	5-DIGIT NAICS LABEL	NAICS CODE	POSTING COUNT ▾	AVG POSTING LENGTH IN DAYS	MEDIAN POSTING LENGTH IN DAYS
1.	Employment placement agencies and executive search services	56131	727	19.2	18
2.	General medical and surgical hospitals	62211	477	17.6	17
3.	Elementary and secondary schools	61111	432	15.6	18
4.	Full-service restaurants and limited-service eating places	72251	430	19.4	18
5.	Management of companies and enterprises	55111	374	16.7	18
6.	Banking	52211	338	15.9	16
7.	Computer systems design and related services	54151	198	21.0	18
8.	New car dealers	44111	187	19.3	18
9.	Engineering services	54133	172	24.2	18
10.	Supermarkets and other grocery (except convenience) stores	44511	165	18.1	18
11.	Golf courses and country clubs	71391	131	16.5	18
12.	Home centres	44411	123	16.6	18
13.	Child day-care services	62441	102	18.2	18
14.	Motor vehicle transmission and power train parts manufacturing	33635	100	12.5	7
15.	Offices of dentists	62121	99	16.8	18
16.	Insurance agencies and brokerages	52421	96	17.7	18
17.	Landscaping services	56173	93	16.8	18
18.	Hardware stores	44413	83	6.8	4
19.	Fitness and recreational sports centres	71394	78	18.3	18
20.	Electronics and appliance stores	44314	75	15.9	15.5
21.	Pharmacies and drug stores	44611	72	13.9	15
22.	Electrical wiring and construction supplies merchant wholesalers	41611	71	19.0	18
23.	Residential building construction	23611	69	19.7	18
24.	Amusement and theme parks	71311	69	17.8	18
25.	Ornamental and architectural metal product manufacturing	33232	68	17.6	18
26.	Security systems services	56162	66	16.8	18
27.	Furniture stores	44211	66	16.3	18
28.	Family clothing stores	44814	65	21.0	18
29.	Department stores	45211	65	5.5	3
30.	Temporary help services	56132	64	26.1	18
31.	Other telecommunications	51791	61	15.4	15

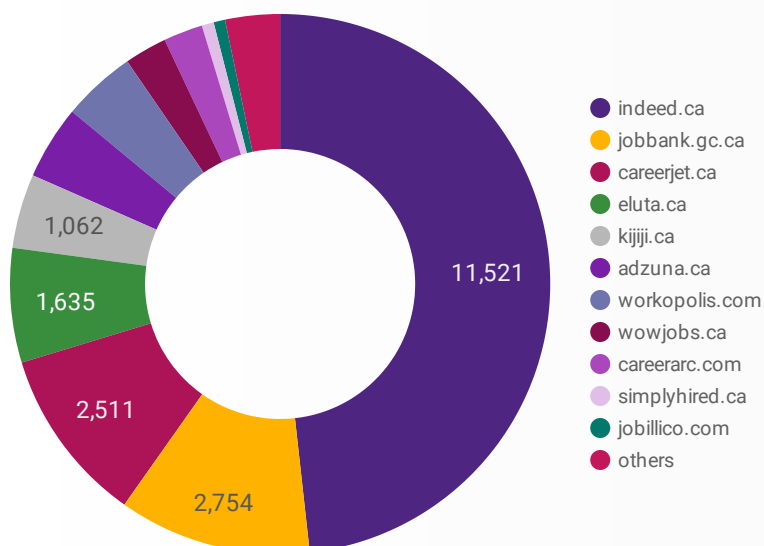
TOP HIRING SECTORS BY 6-DIGIT NAICS CODE

What sectors are hiring?

	6-DIGIT NAICS LABEL	NAICS CODE	POSTING COUNT ▼	AVG POSTING LENGTH IN DAYS	MEDIAN POSTING LENGTH IN DAYS
1.	Employment placement agencies and executive search services	561310	727	19.2	18
2.	Elementary and secondary schools	611110	432	15.6	18
3.	Holding companies	551113	374	16.7	18
4.	Full-service restaurants	722511	334	20.2	18
5.	Corporate and institutional banking industry	522112	317	15.3	15
6.	General (except paediatric) hospitals	622111	306	17.3	15
7.	Computer systems design and related services (except video game design and development)	541514	198	21.0	18
8.	New car dealers	441110	187	19.3	18
9.	Engineering services	541330	172	24.2	18
10.	Paediatric hospitals	622112	171	18.3	18
11.	Supermarkets and other grocery (except convenience) stores	445110	165	18.1	18
12.	Golf courses and country clubs	713910	131	16.5	18
13.	Home centres	444110	123	16.6	18
14.	Child day-care services	624410	102	18.2	18
15.	Motor vehicle transmission and power train parts manufacturing	336350	100	12.5	7
16.	Offices of dentists	621210	99	16.8	18
17.	Insurance agencies and brokerages	524210	96	17.7	18
18.	Limited-service eating places	722512	96	16.9	18
19.	Landscaping services	561730	93	16.8	18
20.	Hardware stores	444130	83	6.8	4
21.	Fitness and recreational sports centres	713940	78	18.3	18
22.	Appliance, television and other electronics stores	443143	74	15.9	15.5
23.	Pharmacies and drug stores	446110	72	13.9	15
24.	Electrical wiring and construction supplies merchant wholesalers	416110	71	19.0	18
25.	Residential building construction	236110	69	19.7	18
26.	Amusement and theme parks	713110	69	17.8	18
27.	Security systems services (except locksmiths)	561621	66	16.8	18
28.	Furniture stores	442110	66	16.3	18
29.	Department stores	452110	65	5.5	3
30.	Family clothing stores	448140	65	21.0	18
					1 - 50 / 415

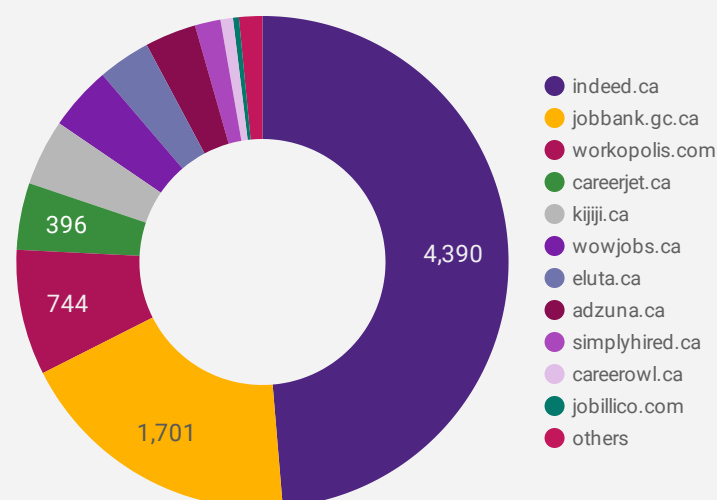
JOB POSTINGS BY JOB BOARD

What share of unique job postings appear on each job board?



COMPANIES BY JOB BOARD

What share of unique job postings appear on each job board?



JOB POSTING DETAILS BY JOB BOARD

How does job posting activity differ by job board?

	JOB BOARD	POSTING COUNT ▾	AVG POSTING LENGTH IN DAYS	MEDIAN POSTING LENGTH IN DAYS	# OF COMPANIES
1.	indeed.ca	11,521	17.9	18	4,390
2.	jobbank.gc.ca	2,754	36.4	18	1,701
3.	careerjet.ca	2,511	18.9	8	396
4.	eluta.ca	1,635	18.0	18	312
5.	kijiji.ca	1,062	15.0	15	392
6.	adzuna.ca	1,057	15.0	15	304
7.	workopolis.com	1,052	14.9	15	744
8.	wowjobs.ca	608	15.8	16	380
9.	careerarc.com	561	48.3	28	26
10.	simplyhired.ca	172	15.0	15	152
11.	jobillico.com	164	17.6	13	35
12.	careerbuilder.ca	158	16.5	14	28
13.	randstad.ca	144	67.2	91	1
14.	itjobs.ca	141	31.6	20	14
15.	careerowl.ca	102	114.9	92	74
16.	network.applytoeducation.com	65	6.1	6	3
17.	localwork.ca	27	31.9	31	19