

JOB DEMAND REPORT

MARCH 2022

HIGHLIGHTS

JOB POSTINGS BY THE NUMBERS

POSTING COUNT	NEW THIS MONTH	COMPANIES	JOB BOARDS
27,485	16,989	7,801	34

OF DAYS POSTED

AVERAGE	MEDIAN
19.7	18

REPORT BUILDER

The default filter selection below will show all job demand data for the month. You can use the filters to create a customized report for the purpose of understanding a subset of the data.

OCCUPATION FILTERS

SKILL TYPE NAME / 1-DIGIT NOC	▼
MAJOR GROUP / 2-DIGIT NOC	▼
MINOR GROUP / 3-DIGIT NOC	▼
UNIT GROUP / 4-DIGIT NOC	▼
SKILL LEVEL	▼
JOB TYPE	▼
JOB DURATION	▼
ADDITIONAL LANGUAGE	▼
SPECIFIC JOB TAGS	▼

INDUSTRY/SECTOR FILTERS

HIRING SECTOR BY 2-DIGIT NAICS CODE	▼
HIRING SECTOR BY 3-DIGIT NAICS CODE	▼
HIRING SECTOR BY 4-DIGIT NAICS CODE	▼
HIRING SECTOR BY 5-DIGIT NAICS CODE	▼
HIRING SECTOR BY 6-DIGIT NAICS CODE	▼

OTHER FILTERS

MUNICIPALITY	▼
JOB BOARD	▼

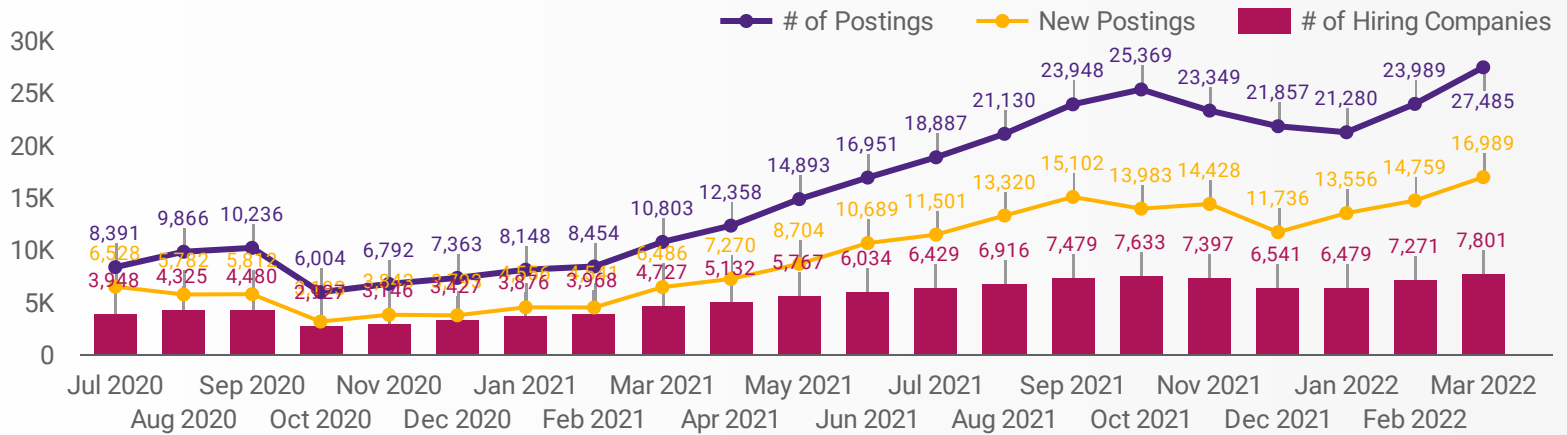
NOC = National Occupation Classification | NAICS = North American Industry Classification System

Source:

Job posting data collected by Workforce Planning Board of York Region from job boards and employer websites who recruit candidates in York Region.

JOB POSTINGS BY MONTH FOR YORK REGION

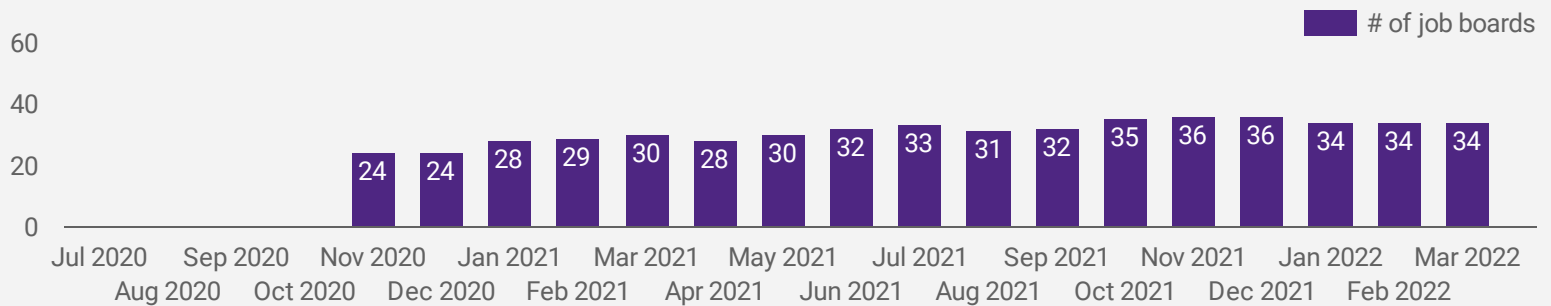
How many job postings were active for at least 1 day this month?



NOTE: This graph cannot be filtered using the controls on the cover page

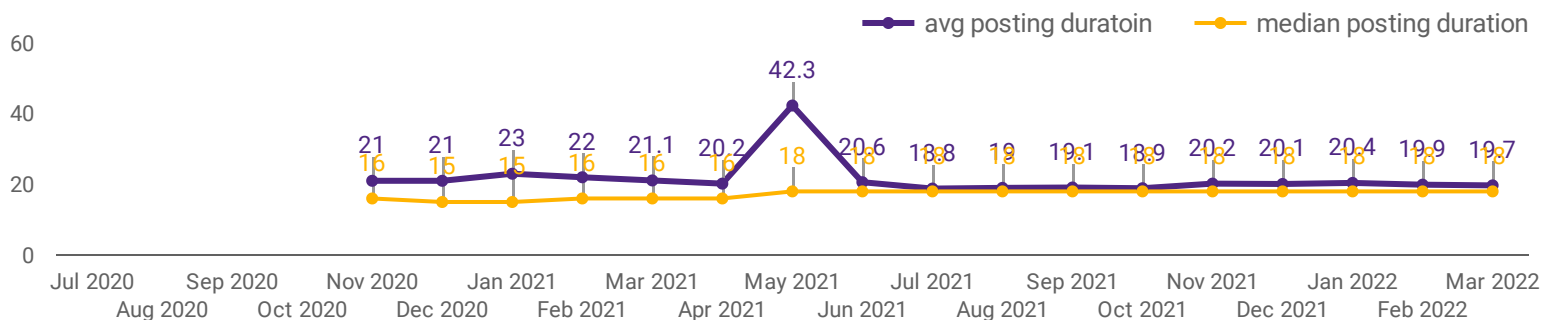
NUMBER OF ACTIVE JOB BOARDS

How many job postings were active for at least 1 day this month on these job boards?



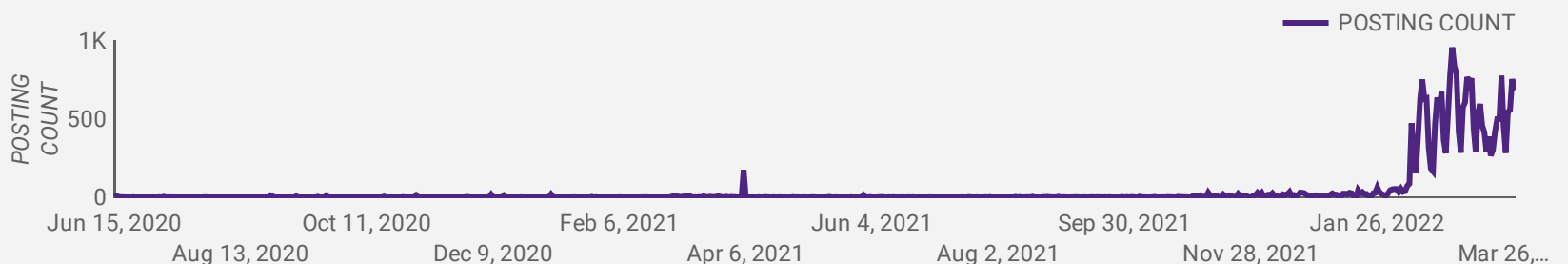
AVG & MEDIAN POSTING LENGTH BY DAYS

How long are employers having to recruit for to find candidates to fill their job vacancies?



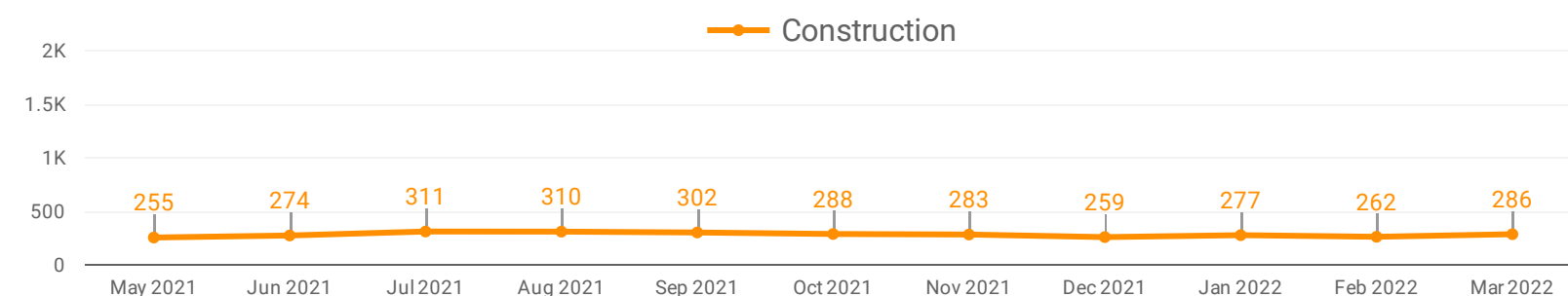
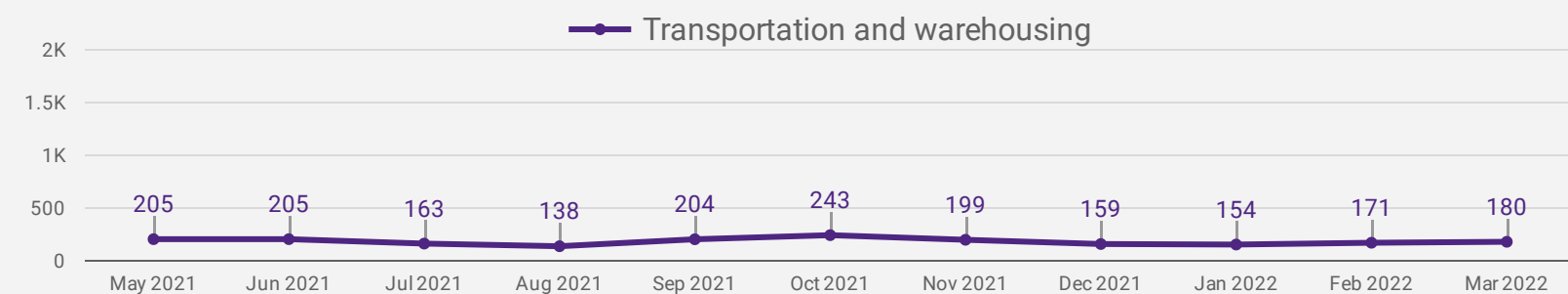
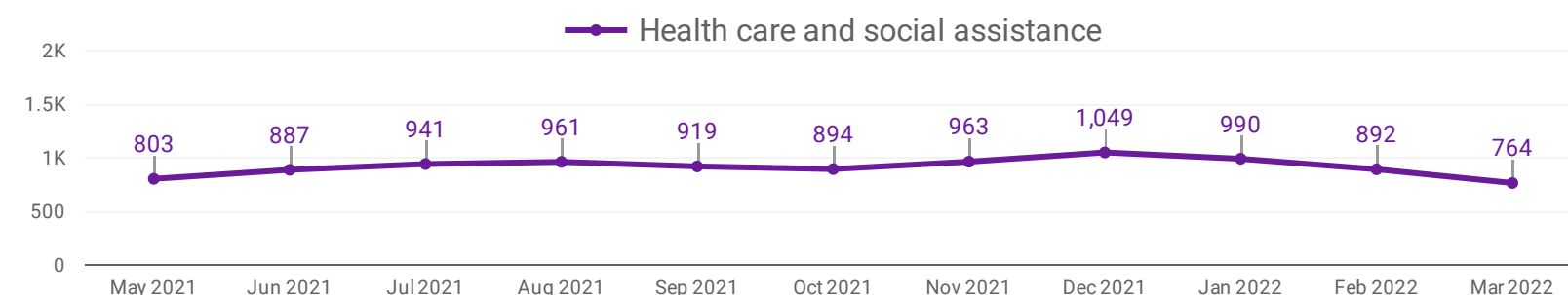
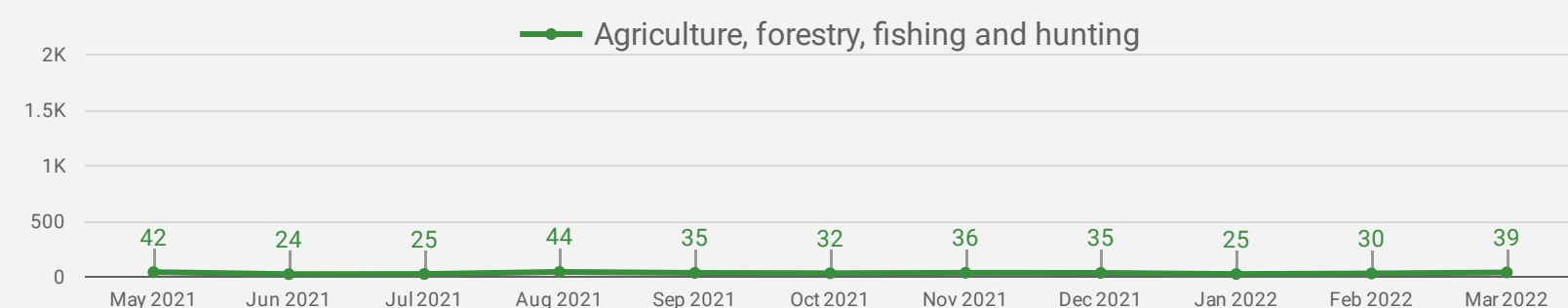
POST DATE TIMELINE FOR THIS MONTH'S ACTIVE JOB POSTINGS

How many job postings were active for at least 1 day this month?



DEMAND BY KEY SECTOR (YORK REGION)

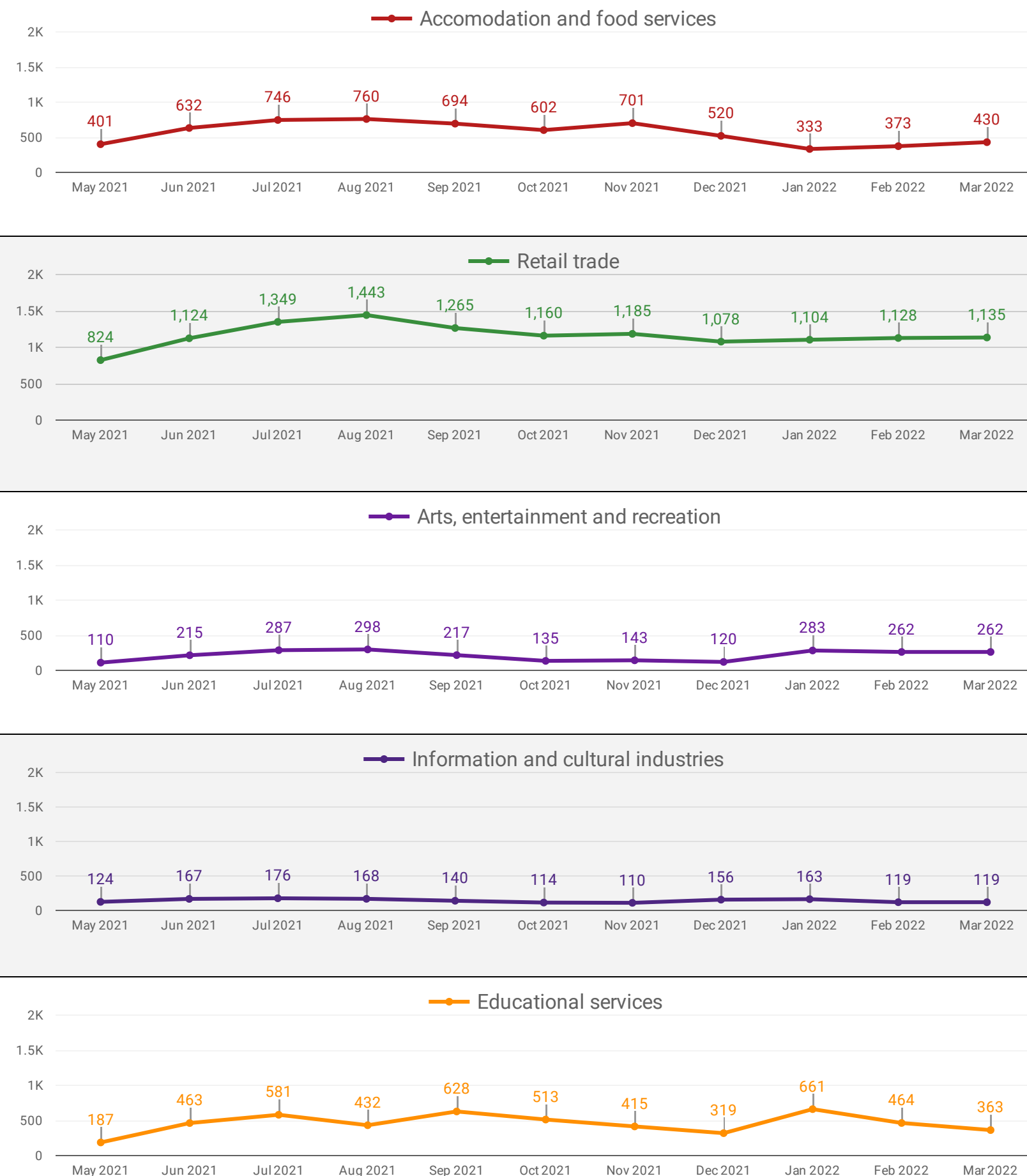
How many job postings were active for at least 1 day this month by sector?



NOTE: This graph cannot be filtered using the controls on the cover page

DEMAND BY IMPACTED SECTOR (YORK REGION)

How many job postings were active for at least 1 day this month by sector?

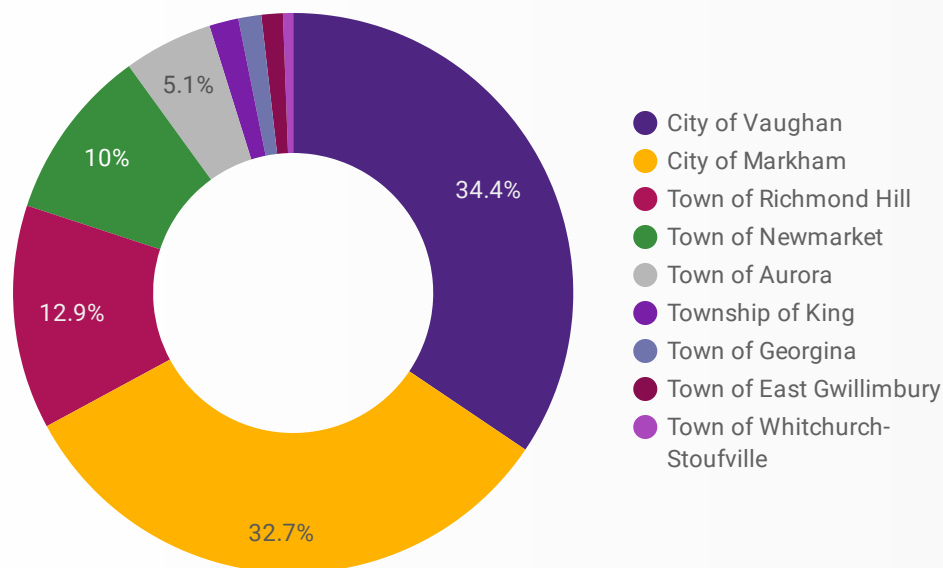


NOTE: This graph cannot be filtered using the controls on the cover page

JOB POSTINGS BY MUNICIPALITY

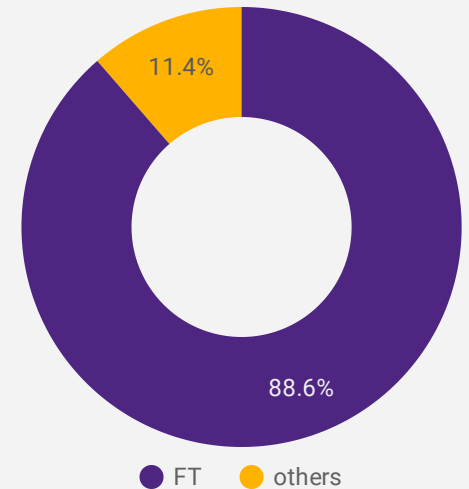
Where are job opportunities being offered?

	MUNICIPALITY	POSTING COUNT	AVG POSTING LENGTH IN DAYS	MEDIAN POSTING LENGTH IN DAYS
1.	City of Vaughan	9,212	19.9	18
2.	City of Markham	8,735	21.4	18
3.	Town of Richmond Hill	3,461	18.5	18
4.	Town of Newmarket	2,667	17.2	18
5.	Town of Aurora	1,376	17.8	18
6.	Township of King	451	19.2	18
7.	Town of Georgina	354	19.5	18
8.	Town of East Gwillimbury	331	18.0	17
9.	Town of Whitchurch-Stouffville	156	21.5	18



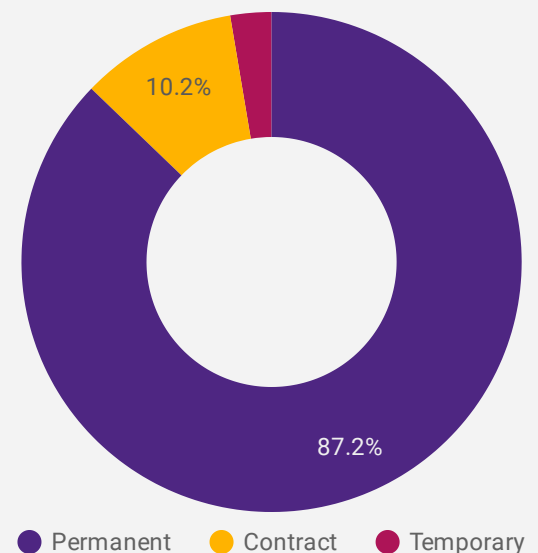
JOB TYPE

Full-time vs Part-time



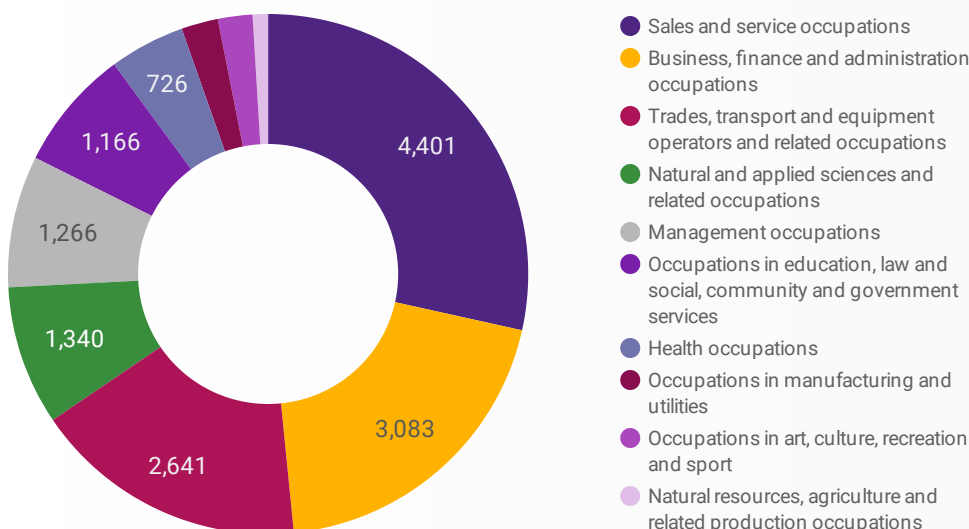
JOB DURATION

Permanency of jobs posted



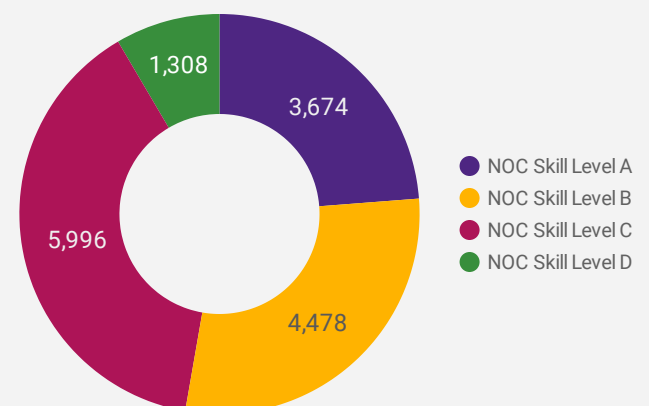
JOB POSTINGS BY SKILL TYPE

What skill type is being recruited?



JOB POSTINGS BY SKILL LEVEL

What education do occupations typically require?



Skill Level A = Usually University education | Skill Level B = Usually College education or Apprenticeship training | Skill Level C = Usually Secondary education or occupation-specific training | Skill Level D = Usually on-the-job training

TOP HIRING EMPLOYERS & AGENCIES

Who is hiring?

	COMPANY	MUNICIPALITY	POSTINGS COUNT ▾	AVG POSTING LENGTH IN DAYS	MEDIAN POSTING LENGTH IN DAYS
1.	AMD	City of Markham	476	60.1	36
2.	MARKHAM STOUFFVILLE HOSPITAL	City of Markham	263	19.2	18
3.	SOUTHLAKE REGIONAL HEALTH CENTRE	Town of Newmarket	164	16.0	17
4.	AMD / Advanced Micro Devices, Inc.	City of Markham	152	18.0	18
5.	Advanced Micro Devices	City of Markham	146	28.3	14
6.	YORK REGION DISTRICT SCHOOL BOARD	City of Markham	118	17.8	18
7.	TD	City of Markham	115	14.8	15
8.	Randstad Canada	City of Markham	111	46.4	42
9.	RANDSTAD	City of Vaughan	109	22.3	18
10.	MACKENZIE HEALTH	City of Vaughan	102	18.7	18
11.	RANDSTAD	City of Markham	96	25.1	18
12.	Southlake Regional Health Care Centre	Town of Newmarket	94	18.0	18
13.	Municipality of York	Town of Newmarket	92	14.9	14
14.	TD BANK	City of Markham	84	10.9	15
15.	MAGNA INTERNATIONAL	City of Vaughan	79	30.6	22
16.	IBM	City of Markham	78	16.9	17
17.	General Motors	City of Markham	74	17.2	18
18.	BGIS	City of Markham	74	16.3	18
19.	STAPLES CANADA	Town of Richmond Hill	74	16.1	15
20.	York Region	Town of Newmarket	72	16.1	15
21.	City of Markham	City of Markham	68	14.0	17
22.	WSP	City of Markham	67	26.8	18
23.	PET VALU	City of Markham	64	9.2	4
24.	Lowe's	Town of East Gwillimbury	62	9.5	6
25.	YORK REGION DISTRICT SCHOOL BOARD	Town of Richmond Hill	60	18.5	18
26.	City of Vaughan	City of Vaughan	59	13.4	13
27.	MACKENZIE HEALTH	Town of Richmond Hill	59	14.8	15
					1 - 50 / 9334 < >

TOP HOURLY WAGES IN JOB POSTINGS

What are employers willing to pay to find the perfect candidate?

of Minimum Wage Job Postings
655

	JOB TITLE	COMPANY	LOCATION	WAGE VALUE ▾
1.	Speech-language Pathologist	TWO CAN TALK Speech & Language Services	City of Vaughan	95
2.	Pathologist, Speech-language	Hello Speech	City of Markham	90
3.	Psychotherapist Or Social Worker	Evolve and Bloom	City of Vaughan	90
4.	Chiropractor	MARKHAM PELVIC HEALTH	City of Markham	85
5.	Adolescent Psychotherapist/social Worker - Independent Contractor	GREEN LIFE COUNSELING	Town of Richmond Hill	85
6.	Intermediate Business Analyst - Retail/supply Chain	Randstad Canada	City of Markham	85
7.	Speech-language Pathologist	Woodbridge Speech-Language Therapy (WSLT)	City of Vaughan	85
8.	Slip Form Curb Machine Tender	Gambini Consulting/Slipform Canada	City of Vaughan	80
9.	Princess Party Host Position - Vehicle Required	Fairyland Theatre	Town of Richmond Hill	80
10.	Registered Physiotherapist	North York Physiotherapy & Sports Injury Clinic.	City of Vaughan	80
				1 - 100 / 7817 < >

TOP SALARIES IN JOB POSTINGS

What are employers willing to pay to find the perfect candidate?

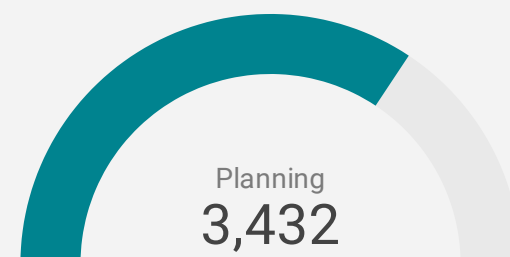
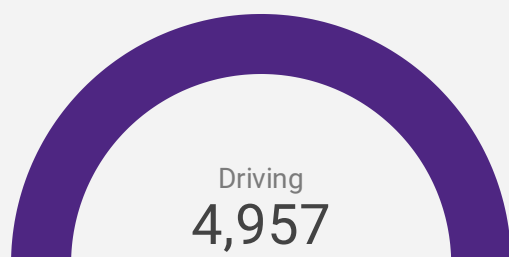
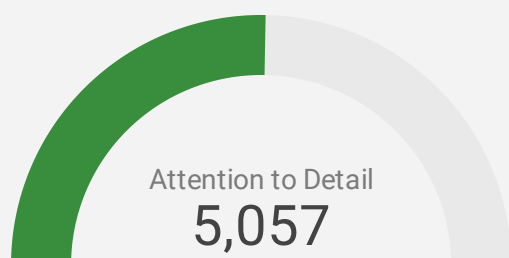
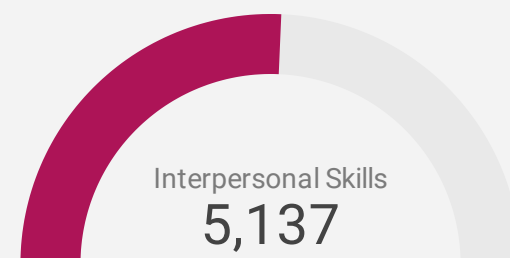
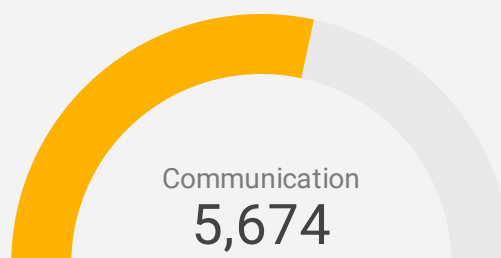
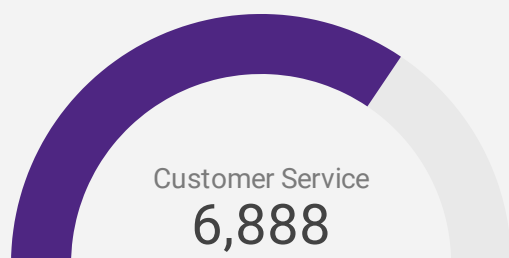
	JOB TITLE	COMPANY	LOCATION	WAGE VALUE ▾
1.	Dentist Associate	WOODBIDGE DENTAL OFFICE	City of Vaughan	329,666
2.	Dental Associate	Summerhill Dental Office	Town of Newmarket	300,000
3.	Family Physician	Aurora South Medical Centre	Town of Aurora	300,000
4.	Account Manager	THE BILL ADVISERS CORPORATION	City of Markham	300,000
5.	Full Time Associate Dentist	Barrie Dental Office	Town of Newmarket	300,000
6.	Family Physician	Jack Nathan Health	Town of Georgina	300,000
7.	Az Single Highway Owner Operators	Skelton Truck Lines, Inc.	Town of East Gwillimbury	260,000
8.	Az Owner Operator	Xpress Fleet Service	City of Vaughan	253,066
9.	Real Estate Agent	Homelife3905	City of Vaughan	250,000
10.	Real Estate Salesperson - Company Provided Leads & Appointments	The Polsinello Team at RE/MAX	Town of Newmarket	250,000
11.	Full Time Associate	WALMART	City of Markham	250,000
				1 - 100 / 10433 < >

TOP IN-DEMAND SKILLS

How many times were these skills found in job postings?

ACTIVE JOB POSTINGS THIS MONTH

27,485



KEY JOB REQUIREMENTS

How often are these requirements desired in job postings?

ACTIVE JOB POSTINGS THIS MONTH

27,485



Driver's License
461



First Aid
928



Regular Access to a Vehicle
861



Criminal Record Check
1,437



Microsoft Office
2,186



Food Safety
326

TOP OCCUPATIONS BY SKILL, FREQUENCY & DURATION

What jobs are in-demand and/or hard to fill?

	4 DIGIT NOC	4 DIGIT NOC NAME	SKILL LEVEL	POSTING COUNT ▾	AVG POSTING LENGTH IN DAYS	MEDIAN POSTING LENGTH IN DAYS
1.	6421	Retail salespersons	NOC Skill Level C	926	16.8	18
2.	7452	Material handlers	NOC Skill Level C	871	17.4	18
3.	6552	Other customer and information services representatives	NOC Skill Level C	746	17.1	18
4.	1414	Receptionists	NOC Skill Level C	443	17.2	18
5.	6322	Cooks	NOC Skill Level B	404	22.4	18
6.	621	Retail and wholesale trade managers	NOC Skill Level A	353	18.7	18
7.	4412	Home support workers, housekeepers and related occupations	NOC Skill Level C	340	26.3	18
8.	1241	Administrative assistants	NOC Skill Level B	287	19.6	18
9.	7511	Transport truck drivers	NOC Skill Level C	269	19.9	18
10.	6513	Food and beverage servers	NOC Skill Level C	258	17.4	18
11.	6731	Light duty cleaners	NOC Skill Level D	250	21.2	18
12.	1431	Accounting and related clerks	NOC Skill Level C	228	17.7	18
13.	2132	Mechanical engineers	NOC Skill Level A	222	49.9	18
14.	6622	Store shelf stockers, clerks and order fillers	NOC Skill Level D	219	16.0	18
15.	1521	Shippers and receivers	NOC Skill Level C	211	18.5	18
16.	1221	Administrative officers	NOC Skill Level B	207	20.4	18
17.	7514	Delivery and courier service drivers	NOC Skill Level C	207	17.3	18
18.	2173	Software engineers and designers	NOC Skill Level A	193	28.3	18
19.	6711	Food counter attendants, kitchen helpers and related support occupations	NOC Skill Level D	180	18.8	18
20.	1114	Other financial officers	NOC Skill Level A	161	17.7	18
21.	1111	Financial auditors and accountants	NOC Skill Level A	142	17.7	15
22.	6541	Security guards and related security service occupations	NOC Skill Level C	141	17.2	18
23.	1311	Accounting technicians and bookkeepers	NOC Skill Level B	141	26.8	18
24.	1112	Financial and investment analysts	NOC Skill Level A	137	19.2	18
25.	6222	Retail and wholesale buyers	NOC Skill Level B	135	15.9	18
26.	3233	Licensed practical nurses	NOC Skill Level B	134	17.7	18
27.	111	Financial managers	NOC Skill Level A	127	22.2	18
28.	6611	Cashiers	NOC Skill Level D	117	15.4	18
29.	7271	Carpenters	NOC Skill Level B	114	31.1	18
--	----	-----	-----	----	----	----

JOB POSTINGS BY 3-DIGIT NATIONAL OCCUPATION CLASSIFICATION

What jobs are hard to fill and/or in-demand?

	3 DIGIT NOC	3 DIGIT NOC NAME	SKILL LEVEL	POSTING COUNT ▼	AVG POSTING LENGTH IN DAYS	MEDIAN POSTING LENGTH IN DAYS
1.	642	Retail salespersons	NOC Skill Level C	926	16.8	18
2.	745	Longshore workers and material handlers	NOC Skill Level C	871	17.4	18
3.	655	Customer and information services representatives	NOC Skill Level C	751	17.3	18
4.	141	General office workers	NOC Skill Level C	569	17.4	18
5.	751	Motor vehicle and transit drivers	NOC Skill Level C	505	18.7	18
6.	632	Chefs and cooks	NOC Skill Level B	496	23.9	18
7.	111	Auditors, accountants and investment professionals	NOC Skill Level A	460	18.1	18
8.	122	Administrative and regulatory occupations	NOC Skill Level B	430	20.3	18
9.	673	Cleaners	NOC Skill Level D	401	20.1	18
10.	441	Home care providers and educational support occupations	NOC Skill Level C	398	32.2	18
11.	651	Occupations in food and beverage service	NOC Skill Level C	360	17.6	18
12.	062	Retail and wholesale trade managers	NOC Skill Level A	353	18.7	18
13.	152	Supply chain logistics, tracking and scheduling co-ordination occupations	NOC Skill Level C	345	18.1	18
14.	217	Computer and information systems professionals	NOC Skill Level A	340	28.2	18
15.	124	Office administrative assistants - general, legal and medical	NOC Skill Level B	323	19.2	18
16.	421	Paraprofessional occupations in legal, social, community and education services	NOC Skill Level B	303	19.3	18
17.	143	Financial, insurance and related administrative support workers	NOC Skill Level C	290	18.2	18
18.	213	Civil, mechanical, electrical and chemical engineers	NOC Skill Level A	285	43.0	18
19.	662	Other sales support and related occupations	NOC Skill Level D	250	18.7	18
20.	011	Senior managers - construction, transportation, production and utilities	NOC Skill Level A	235	24.2	18
21.	112	Human resources and business service professionals	NOC Skill Level A	220	24.1	18
22.	323	Other technical occupations in health care	NOC Skill Level B	192	18.5	18
23.	403	Secondary and elementary school teachers and educational counsellors	NOC Skill Level A	188	20.9	18
24.	723	Machining, metal forming, shaping and erecting trades	NOC Skill Level B	184	25.0	18
25.	671	Food counter attendants, kitchen helpers and related support occupations	NOC Skill Level D	180	18.8	18
26.	215	Architects, urban planners and land surveyors	NOC Skill Level A	178	21.1	18
27.	622	Technical sales specialists in wholesale trade and retail and wholesale buyers	NOC Skill Level B	174	17.6	17
28.	131	Finance, insurance and related business administrative occupations	NOC Skill Level B	172	25.2	18

JOB POSTINGS BY 2-DIGIT NATIONAL OCCUPATION CLASSIFICATION

What jobs are hard to fill and/or in-demand?

	2 DIGIT NOC	2 DIGIT NOC NAME	SKILL LEVEL	POSTING COUNT ▼	AVG POSTING LENGTH IN DAYS	MEDIAN POSTING LENGTH IN DAYS
1.	65	Service representatives and other customer and personal services occupations	NOC Skill Level C	1,371	17.5	18
2.	64	Sales representatives and salespersons - wholesale and retail trade	NOC Skill Level C	972	16.8	18
3.	14	Office support occupations	NOC Skill Level C	956	17.6	18
4.	74	Other installers, repairers and servicers and material handlers	NOC Skill Level C	942	18.3	18
5.	21	Professional occupations in natural and applied sciences	NOC Skill Level A	936	32.8	18
6.	12	Administrative and financial supervisors and administrative occupations	NOC Skill Level B	904	20.4	18
7.	63	Service supervisors and specialized service occupations	NOC Skill Level B	693	27.1	18
8.	11	Professional occupations in business and finance	NOC Skill Level A	680	19.9	18
9.	72	Industrial, electrical and construction trades	NOC Skill Level B	673	30.9	18
10.	67	Service support and other service occupations, n.e.c.	NOC Skill Level D	615	19.5	18
11.	75	Transport and heavy equipment operation and related maintenance occupations	NOC Skill Level C	582	18.9	18
12.	06	Middle management occupations in retail and wholesale trade and customer services	NOC Skill Level A	526	20.8	18
13.	01	Senior managers - construction, transportation, production and utilities	NOC Skill Level A	452	24.5	18
14.	22	Technical occupations related to natural and applied sciences	NOC Skill Level B	404	26.7	18
15.	44	Care providers and educational, legal and public protection support occupations	NOC Skill Level C	402	32.0	18
16.	62	Retail sales supervisors and specialized sales occupations	NOC Skill Level B	383	20.8	18
17.	15	Distribution, tracking and scheduling co-ordination occupations	NOC Skill Level C	371	18.1	18
18.	66	Sales support occupations	NOC Skill Level D	367	17.6	18
19.	32	Technical occupations in health	NOC Skill Level B	364	18.3	18
20.	42	Paraprofessional occupations in legal, social, community and education services	NOC Skill Level B	303	19.3	18
21.	73	Maintenance and equipment operation trades	NOC Skill Level B	301	26.3	18
22.	41	Professional occupations in law and social, community and government services	NOC Skill Level A	257	21.4	18
23.	52	Technical occupations in art, culture, recreation and sport	NOC Skill Level B	226	19.3	18
24.	40	Professional occupations in education services	NOC Skill Level A	203	20.9	18
25.	31	Professional occupations in health (except nursing)	NOC Skill Level A	191	17.4	18
26.	13	Finance, insurance and related business administrative occupations	NOC Skill Level B	172	25.2	18
27.	07	Managers in customer and personal services, n.e.c.	NOC Skill Level A	162	22.8	18
					1 - 45 / 45	< >

MULTILINGUAL JOB POSTINGS BY THE NUMBERS

ACTIVE POSTINGS
1,824

NEW POSTINGS
0

COMPANIES
868

LANGUAGES
11

OF DAYS POSTED

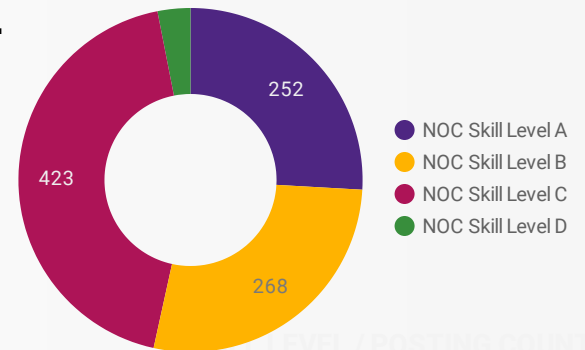
AVERAGE
17.4

MEDIAN
18

MULTILINGUAL JOB POSTINGS BY SKILL LEVEL

What language skills are employers looking for by occupational skill level?

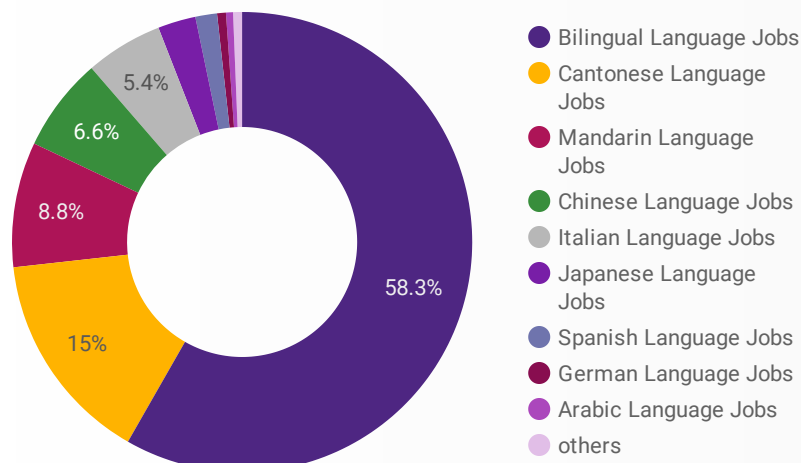
- 252** Skill Level A - Management/ Professional Occupations usually requiring University
- 268** Skill Level B - Usually college education or apprenticeship training
- 423** Skill Level C - Usually secondary education or occupation-specific training
- 30** Skill Level D - Usually on-the-job training



LANGUAGES	NOC Skill Level A	NOC Skill Level B	NOC Skill Level C	NOC Skill Level D
Bilingual Language Jobs	153	100	214	3
Cantonese Language Jobs	31	33	101	6
Mandarin Language Jobs	34	31	31	1
Italian Language Jobs	2	47	28	9
Chinese Language Jobs	19	24	33	6
Japanese Language Jobs	3	24	5	2
Spanish Language Jobs	6	3	5	1
Punjabi Language Jobs	1	1	3	1
Arabic Language Jobs	1	1	2	1
German Language Jobs	1	3		
Vietnamese Language Jobs	1	1	1	

LANGUAGE SKILLS BREAKDOWN

Which kinds of language skills do employers seek?



LANGUAGES	POSTING COUNT
1. Bilingual Language Jobs	1,034
2. Cantonese Language Jobs	286
3. Mandarin Language Jobs	162
4. Chinese Language Jobs	128
5. Italian Language Jobs	96
6. Japanese Language Jobs	48
7. Spanish Language Jobs	32
8. German Language Jobs	15
9. Arabic Language Jobs	10
10. Punjabi Language Jobs	9

LANGUAGE SKILLS BEING RECRUITED BY SKILL TYPE

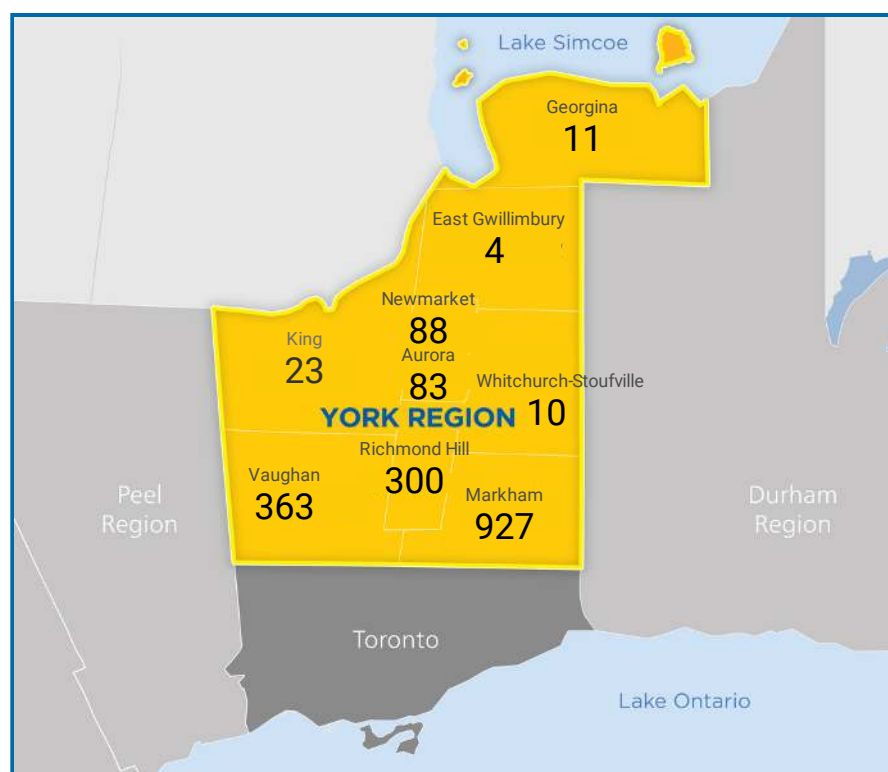
What language skills are sought by 1-Digit NOC?

SKILL TYPE NAME	Bilingual ...	Cantones...	Mandarin...	Italian La...	Chinese ...	Japanese...	Grand total
Business, finance and administration occu...	88	78	50	8	31	3	264
Health occupations	16	10	4	1	7		40
Management occupations	51	9	9	1	5	2	81
Natural and applied sciences and related o...	22		5		4	1	35
Occupations in art, culture, recreation and ...	14	4	3		5		27
Occupations in education, law and social, ...	80	12	10	2	4		112
Occupations in manufacturing and utilities		1			2		5
Sales and service occupations	177	51	11	73	17	27	365
Trades, transport and equipment operator...	22	6	5	1	7	1	44
Grand total	470	171	97	86	82	34	973

MULTILINGUAL JOB POSTINGS BY MUNICIPALITY

What language skills are sought by 4-Digit NOC?

	MUNICIPALITY	JOB LANGUAGES	AVG POSTING LENGTH IN DAYS	MEDIAN POSTING LENGTH IN DAYS
1.	City of Markham	927	21.4	18
2.	City of Vaughan	363	19.9	18
3.	Town of Richmond Hill	300	18.5	18
4.	Town of Newmarket	88	17.2	18
5.	Town of Aurora	83	17.8	18
6.	Township of King	23	19.2	18
7.	Town of Georgina	11	19.5	18
8.	Town of Whitchurch-Stouffville	10	21.5	18
9.	Town of East Gwillimbury	4	18.0	16.5



LANGUAGE DEMAND BY JOB

What language skills are sought by 4-Digit NOC?

4 DIGIT NOC NAME		POSTINGS ▾
1.	Other customer and information services re...	149
2.	Receptionists	58
3.	Retail salespersons	53
4.	Cooks	45
5.	Administrative assistants	33
6.	Retail and wholesale trade managers	29
7.	Elementary school and kindergarten teachers	24
8.	Chefs	23
9.	Accounting and related clerks	22
10.	Other financial officers	21
11.	Food and beverage servers	20
12.	Other instructors	20
13.	Material handlers	18
14.	Home support workers, housekeepers and r...	17
15.	Professional occupations in advertising, ma...	16
16.	Food counter attendants, kitchen helpers an...	16
17.	Financial and investment analysts	12
18.	Corporate sales managers	10
19.	General office support workers	10
20.	Business development officers and marketi...	10
21.	Lawyers and Quebec notaries	9
22.	Retail and wholesale buyers	9
23.	Purchasing agents and officers	8
24.	Accounting technicians and bookkeepers	7
25.	Licensed practical nurses	7
26.	Dispatchers	7
27.	School principals and administrators of ele...	7
28.	Architects	7
29.	Administrative officers	7
30.	Executive assistants	7
31.	Financial auditors and accountants	7
1 - 100 / 148		< >

MULTILINGUAL HIRING EMPLOYERS

Which employers are seeking multilingual candidates?

COMPANY		POSTINGS ▾
1.	YORK REGION DISTRICT SCHOOL BOARD	48
2.	RANDSTAD	22
3.	Randstad Canada	20
4.	BGIS	17
5.	TD	16
6.	ProValue	15
7.	Accountivity	14
8.	Farm Boy	14
9.	Stonefire Bar and Grill	14
10.	T&T Supermarket	13
11.	Farm Boy Inc.	12
12.	EnGenius Technologies	12
13.	Mon Sheong Foundation	12
14.	Kijiji Jobs	11
15.	PwC	10
16.	LHIN	10
17.	CIBC	10
18.	Gobest Immigration Services	10
19.	STAPLES CANADA	10
20.	Adecco	10
21.	Advanced Skytech Canada Ltd.	9
22.	VetStrategy	9
23.	Various Ministries	9
24.	YORK CATHOLIC DISTRICT SCHOOL BOARD	9
25.	Konjiki Ramen Markham	8
26.	Manpower	8
27.	CENTURY 21 KENNECT REALTY	8
28.	IBM	8
29.	SENTREX	8
30.	Bayshore HealthCare	8
1 - 50 / 871		< >

TOP HIRING SECTORS BY 2-DIGIT NAICS CODE

What sectors are hiring?



	2-DIGIT NAICS LABEL	NAICS CODE	POSTING COUNT	AVG POSTING LENGTH IN DAYS	MEDIAN POSTING LENGTH IN DAYS
1.	Retail trade	44-45	1,627	16.4	18
2.	Administrative and support, waste management and remediation services	56	1,491	18.0	18
3.	Health care and social assistance	62	1,173	17.8	18
4.	Manufacturing	31-33	949	23.5	18
5.	Professional, scientific and technical services	54	807	20.3	18
6.	Finance and insurance	52	672	15.5	15
7.	Wholesale trade	41	608	18.8	18
8.	Accommodation and food services	72	606	19.5	18
9.	Educational services	61	513	18.2	18
10.	Management of companies and enterprises	55	398	15.5	18
11.	Construction	23	366	22.3	18
12.	Arts, entertainment and recreation	71	346	17.4	18
13.	Other services (except public administration)	81	283	20.8	18
14.	Transportation and warehousing	48-49	238	19.3	18
15.	Information and cultural industries	51	173	18.9	18
16.	Real estate and rental and leasing	53	139	17.8	18
17.	Agriculture, forestry, fishing and hunting	11	48	15.8	18
18.	Public administration	91	25	17.1	18
19.	Utilities	22	13	16.1	18
20.	Mining, quarrying, and oil and gas extraction	21	5	36.2	18

NOTE: NAICS code 56 includes Employment Agencies. Manufacturing includes codes 31-33, Retail Trade includes codes 44-45 and Transportation and Warehousing includes codes 48-49.

TOP HIRING SECTORS BY 3-DIGIT NAICS CODE

What sectors are hiring?

	3-DIGIT NAICS LABEL	NAICS CODE	POSTING COUNT ▾	AVG POSTING LENGTH IN DAYS	MEDIAN POSTING LENGTH IN DAYS
1.	Administrative and support services	561	1,482	18.0	18
2.	Professional, scientific and technical services	541	807	20.3	18
3.	Hospitals	622	595	17.5	17
4.	Food services and drinking places	722	554	19.6	18
5.	Educational services	611	513	18.2	18
6.	Credit intermediation and related activities	522	455	15.0	15
7.	Management of companies and enterprises	551	398	15.5	18
8.	Ambulatory health care services	621	369	17.8	18
9.	Amusement, gambling and recreation industries	713	313	17.4	18
10.	Clothing and clothing accessories stores	448	263	17.2	18
11.	Food and beverage stores	445	259	18.5	18
12.	Building material and garden equipment and supplies dealers	444	257	13.6	18
13.	Motor vehicle and parts dealers	441	231	18.9	18
14.	Specialty trade contractors	238	213	22.6	18
15.	Building material and supplies merchant wholesalers	416	205	19.2	18
16.	Social assistance	624	182	18.3	18
17.	Transportation equipment manufacturing	336	180	25.1	18
18.	Repair and maintenance	811	153	21.0	18
19.	Machinery, equipment and supplies merchant wholesalers	417	149	16.7	18
20.	Health and personal care stores	446	141	15.7	15
21.	Furniture and home furnishings stores	442	139	18.9	18
22.	Insurance carriers and related activities	524	138	17.0	18
23.	General merchandise stores	452	134	10.0	4
24.	Fabricated metal product manufacturing	332	113	20.3	18
25.	Construction of buildings	236	103	21.3	18
26.	Telecommunications	517	101	16.7	15
27.	Electronics and appliance stores	443	94	19.8	18
28.	Truck transportation	484	91	23.0	18
29.	Machinery manufacturing	333	90	19.1	18
30.	Real estate	531	84	17.4	18
31.	Personal and laundry services	812	81	23.1	18

TOP HIRING SECTORS BY 4-DIGIT NAICS CODE

What sectors are hiring?

	4-DIGIT NAICS LABEL	NAICS CODE	POSTING COUNT ▾	AVG POSTING LENGTH IN DAYS	MEDIAN POSTING LENGTH IN DAYS
1.	Employment services	5613	1,047	17.5	18
2.	General medical and surgical hospitals	6221	595	17.5	17
3.	Full-service restaurants and limited-service eating places	7225	536	19.6	18
4.	Depository credit intermediation	5221	434	14.9	15
5.	Elementary and secondary schools	6111	405	18.2	18
6.	Management of companies and enterprises	5511	398	15.5	18
7.	Architectural, engineering and related services	5413	288	20.3	18
8.	Building material and supplies dealers	4441	247	13.5	18
9.	Other amusement and recreation industries	7139	240	17.4	18
10.	Services to buildings and dwellings	5617	233	20.1	18
11.	Clothing stores	4481	220	17.3	18
12.	Automobile dealers	4411	217	19.0	18
13.	Computer systems design and related services	5415	200	20.0	18
14.	Motor vehicle parts manufacturing	3363	171	25.5	18
15.	Grocery stores	4451	171	17.6	18
16.	Health and personal care stores	4461	141	15.7	15
17.	Offices of other health practitioners	6213	132	18.1	18
18.	Offices of dentists	6212	125	17.1	18
19.	Investigation and security services	5616	122	16.4	18
20.	Agencies, brokerages and other insurance related activities	5242	118	17.4	18
21.	Electrical, plumbing, heating and air-conditioning equipment and supplies merchant wholesalers	4161	116	17.4	18
22.	Automotive repair and maintenance	8111	104	20.5	18
23.	Child day-care services	6244	104	19.0	18
24.	Department stores	4521	96	4.8	3
25.	Electronics and appliance stores	4431	94	19.8	18
26.	Other professional, scientific and technical services	5419	89	19.0	18
27.	Other schools and instruction	6116	86	18.4	18
28.	Lumber, millwork, hardware and other building supplies merchant wholesalers	4163	80	21.5	18
29.	Building equipment contractors	2382	79	23.8	18
30.	Other telecommunications	5179	76	16.6	15

TOP HIRING SECTORS BY 5-DIGIT NAICS CODE

What sectors are hiring?

	5-DIGIT NAICS LABEL	NAICS CODE	POSTING COUNT ▾	AVG POSTING LENGTH IN DAYS	MEDIAN POSTING LENGTH IN DAYS
1.	Employment placement agencies and executive search services	56131	972	17.4	18
2.	General medical and surgical hospitals	62211	595	17.5	17
3.	Full-service restaurants and limited-service eating places	72251	536	19.6	18
4.	Banking	52211	433	14.9	15
5.	Elementary and secondary schools	61111	405	18.2	18
6.	Management of companies and enterprises	55111	398	15.5	18
7.	Engineering services	54133	250	21.3	18
8.	New car dealers	44111	204	19.3	18
9.	Computer systems design and related services	54151	200	20.0	18
10.	Supermarkets and other grocery (except convenience) stores	44511	171	17.6	18
11.	Landscaping services	56173	144	20.7	18
12.	Golf courses and country clubs	71391	131	17.2	18
13.	Home centres	44411	128	16.2	18
14.	Offices of dentists	62121	125	17.1	18
15.	Motor vehicle transmission and power train parts manufacturing	33635	117	28.5	21
16.	Child day-care services	62441	104	19.0	18
17.	Fitness and recreational sports centres	71394	103	17.8	18
18.	Insurance agencies and brokerages	52421	98	17.8	18
19.	Department stores	45211	96	4.8	3
20.	Electronics and appliance stores	44314	94	19.8	18
21.	Family clothing stores	44814	90	18.0	18
22.	Electrical wiring and construction supplies merchant wholesalers	41611	82	17.4	18
23.	Hardware stores	44413	78	7.5	6
24.	Pharmacies and drug stores	44611	78	13.8	15
25.	Janitorial services	56172	77	19.3	18
26.	Other telecommunications	51791	76	16.6	15
27.	Security systems services	56162	76	17.2	18
28.	Temporary help services	56132	75	19.1	18
29.	Portfolio management	52392	74	16.3	18
30.	Residential building construction	23611	69	22.2	18
31.	All other schools and instruction	61169	68	18.3	18

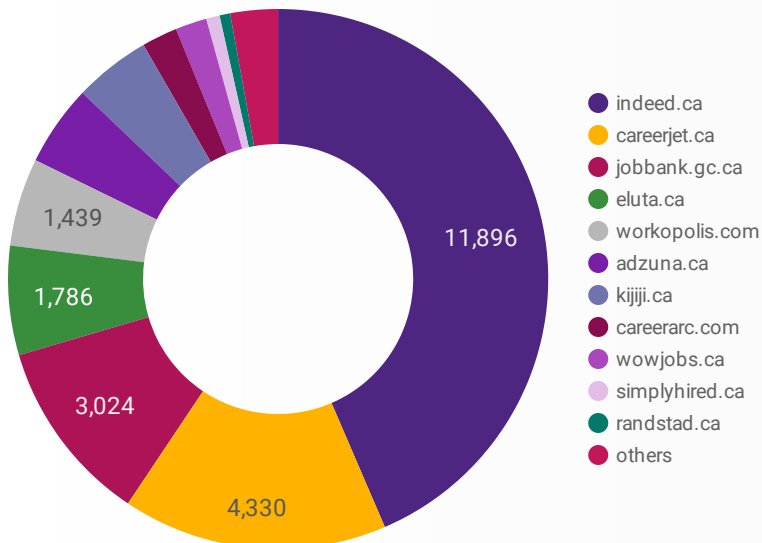
TOP HIRING SECTORS BY 6-DIGIT NAICS CODE

What sectors are hiring?

	6-DIGIT NAICS LABEL	NAICS CODE	POSTING COUNT ▼	AVG POSTING LENGTH IN DAYS	MEDIAN POSTING LENGTH IN DAYS
1.	Employment placement agencies and executive search services	561310	972	17.4	18
2.	Full-service restaurants	722511	409	20.4	18
3.	Elementary and secondary schools	611110	405	18.2	18
4.	Corporate and institutional banking industry	522112	402	14.1	15
5.	Holding companies	551113	398	15.5	18
6.	General (except paediatric) hospitals	622111	332	16.6	17
7.	Paediatric hospitals	622112	263	19.2	18
8.	Engineering services	541330	250	21.3	18
9.	New car dealers	441110	204	19.3	18
10.	Computer systems design and related services (except video game design and development)	541514	200	20.0	18
11.	Supermarkets and other grocery (except convenience) stores	445110	171	17.6	18
12.	Landscaping services	561730	144	20.7	18
13.	Golf courses and country clubs	713910	131	17.2	18
14.	Home centres	444110	128	16.2	18
15.	Limited-service eating places	722512	127	16.8	18
16.	Offices of dentists	621210	125	17.1	18
17.	Motor vehicle transmission and power train parts manufacturing	336350	117	28.5	21
18.	Child day-care services	624410	104	19.0	18
19.	Fitness and recreational sports centres	713940	103	17.8	18
20.	Insurance agencies and brokerages	524210	98	17.8	18
21.	Department stores	452110	96	4.8	3
22.	Appliance, television and other electronics stores	443143	90	19.8	18
23.	Family clothing stores	448140	90	18.0	18
24.	Electrical wiring and construction supplies merchant wholesalers	416110	82	17.4	18
25.	Hardware stores	444130	78	7.5	6
26.	Pharmacies and drug stores	446110	78	13.8	15
27.	All other telecommunications	517919	76	16.6	15
28.	Security systems services (except locksmiths)	561621	76	17.2	18
29.	Temporary help services	561320	75	19.1	18
30.	Janitorial services (except window cleaning)	561722	75	19.3	18
					1 - 50 / 411

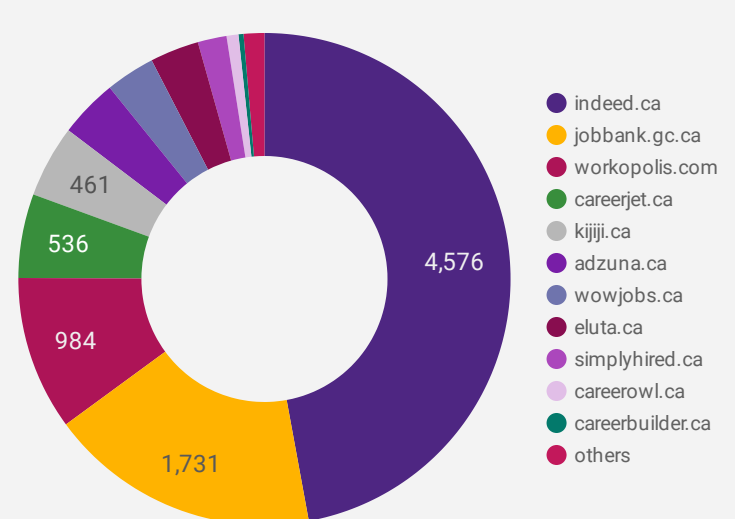
JOB POSTINGS BY JOB BOARD

What share of unique job postings appear on each job board?



COMPANIES BY JOB BOARD

What share of unique job postings appear on each job board?



JOB POSTING DETAILS BY JOB BOARD

How does job posting activity differ by job board?

	JOB BOARD	POSTING COUNT ▾	AVG POSTING LENGTH IN DAYS	MEDIAN POSTING LENGTH IN DAYS	# OF COMPANIES
1.	indeed.ca	11,896	17.9	18	4,576
2.	careerjet.ca	4,330	17.9	11	536
3.	jobbank.gc.ca	3,024	39.1	28	1,731
4.	eluta.ca	1,786	18.0	18	312
5.	workopolis.com	1,439	14.9	15	984
6.	adzuna.ca	1,326	15.0	15	374
7.	kijiji.ca	1,255	15.0	15	461
8.	careerarc.com	584	50.1	29	26
9.	wowjobs.ca	513	15.0	15	315
10.	simplyhired.ca	221	15.0	15	184
11.	randstad.ca	174	46.4	41	1
12.	careerbuilder.ca	145	16.0	15	32
13.	itjobs.ca	135	35.5	26	16
14.	jobillico.com	131	18.1	8	28
15.	careerowl.ca	104	101.9	109	76
16.	network.applytoeducation.com	96	4.7	3	5
17.	en.agilus.ca	25	31.6	31	1