

JOB DEMAND REPORT

APRIL 2022

HIGHLIGHTS

JOB POSTINGS BY THE NUMBERS

POSTING COUNT	NEW THIS MONTH	COMPANIES	JOB BOARDS
26,927	17,116	7,678	32

OF DAYS POSTED

AVERAGE	MEDIAN
19.6	18

REPORT BUILDER

The default filter selection below will show all job demand data for the month. You can use the filters to create a customized report for the purpose of understanding a subset of the data.

OCCUPATION FILTERS

SKILL TYPE NAME / 1-DIGIT NOC	▼
MAJOR GROUP / 2-DIGIT NOC	▼
MINOR GROUP / 3-DIGIT NOC	▼
UNIT GROUP / 4-DIGIT NOC	▼
SKILL LEVEL	▼
JOB TYPE	▼
JOB DURATION	▼
ADDITIONAL LANGUAGE	▼
SPECIFIC JOB TAGS	▼

INDUSTRY/SECTOR FILTERS

HIRING SECTOR BY 2-DIGIT NAICS CODE	▼
HIRING SECTOR BY 3-DIGIT NAICS CODE	▼
HIRING SECTOR BY 4-DIGIT NAICS CODE	▼
HIRING SECTOR BY 5-DIGIT NAICS CODE	▼
HIRING SECTOR BY 6-DIGIT NAICS CODE	▼

OTHER FILTERS

MUNICIPALITY	▼
JOB BOARD	▼

NOC = National Occupation Classification | NAICS = North American Industry Classification System

Page 1 of 20

Source:

Job posting data collected by Workforce Planning Board of York Region from job boards and employer websites who recruit candidates in York Region.

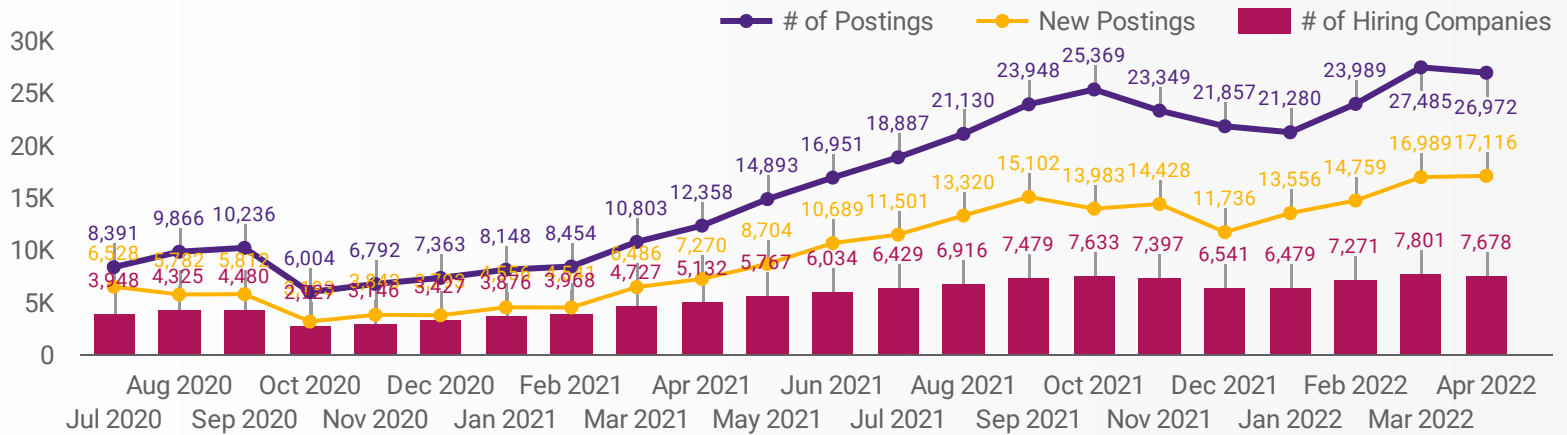


This Employment Ontario service is funded in part by the Government of Canada and the Government of Ontario.

Ce service Emploi Ontario est financé en partie par le gouvernement du Canada et le gouvernement de l'Ontario.

JOB POSTINGS BY MONTH FOR YORK REGION

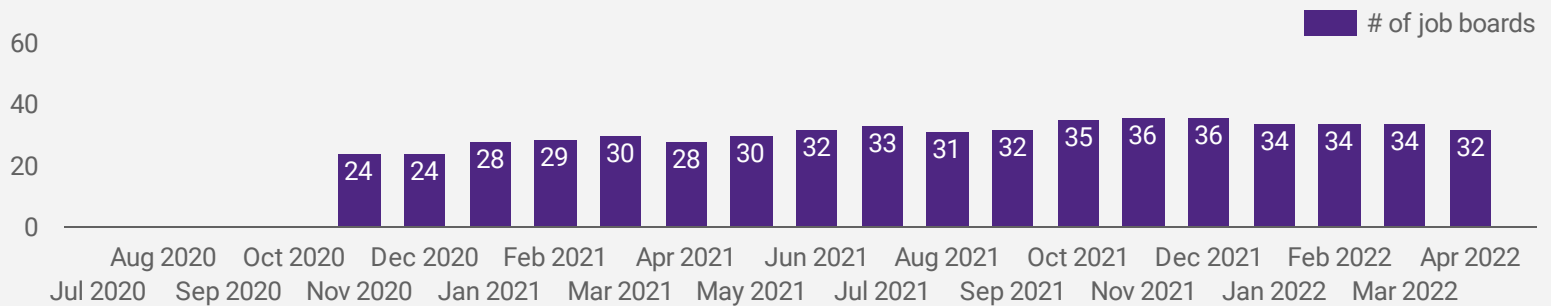
How many job postings were active for at least 1 day this month?



NOTE: This graph cannot be filtered using the controls on the cover page

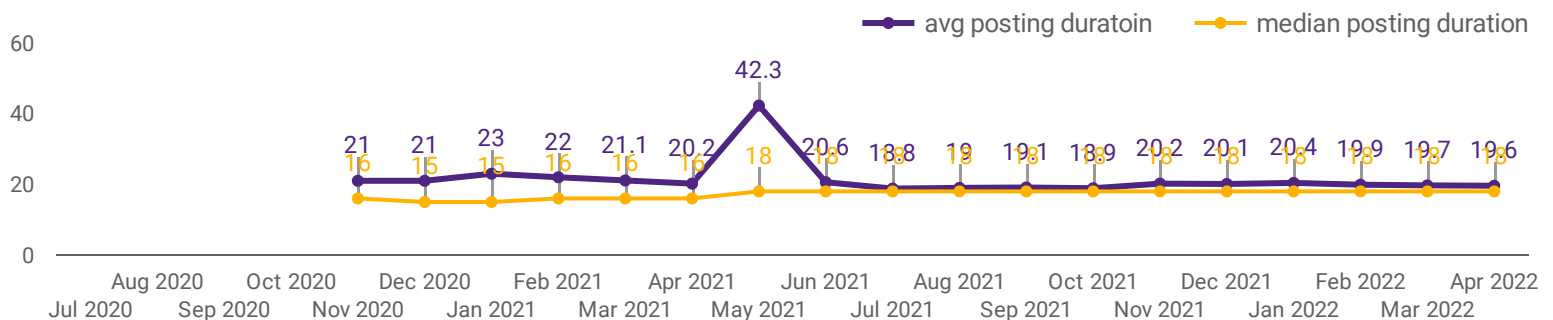
NUMBER OF ACTIVE JOB BOARDS

How many job postings were active for at least 1 day this month on these job boards?



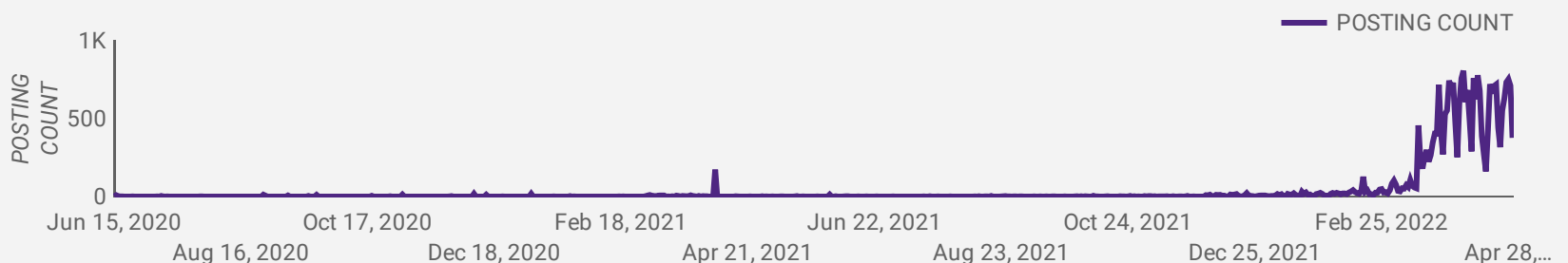
AVG & MEDIAN POSTING LENGTH BY DAYS

How long are employers having to recruit for to find candidates to fill their job vacancies?



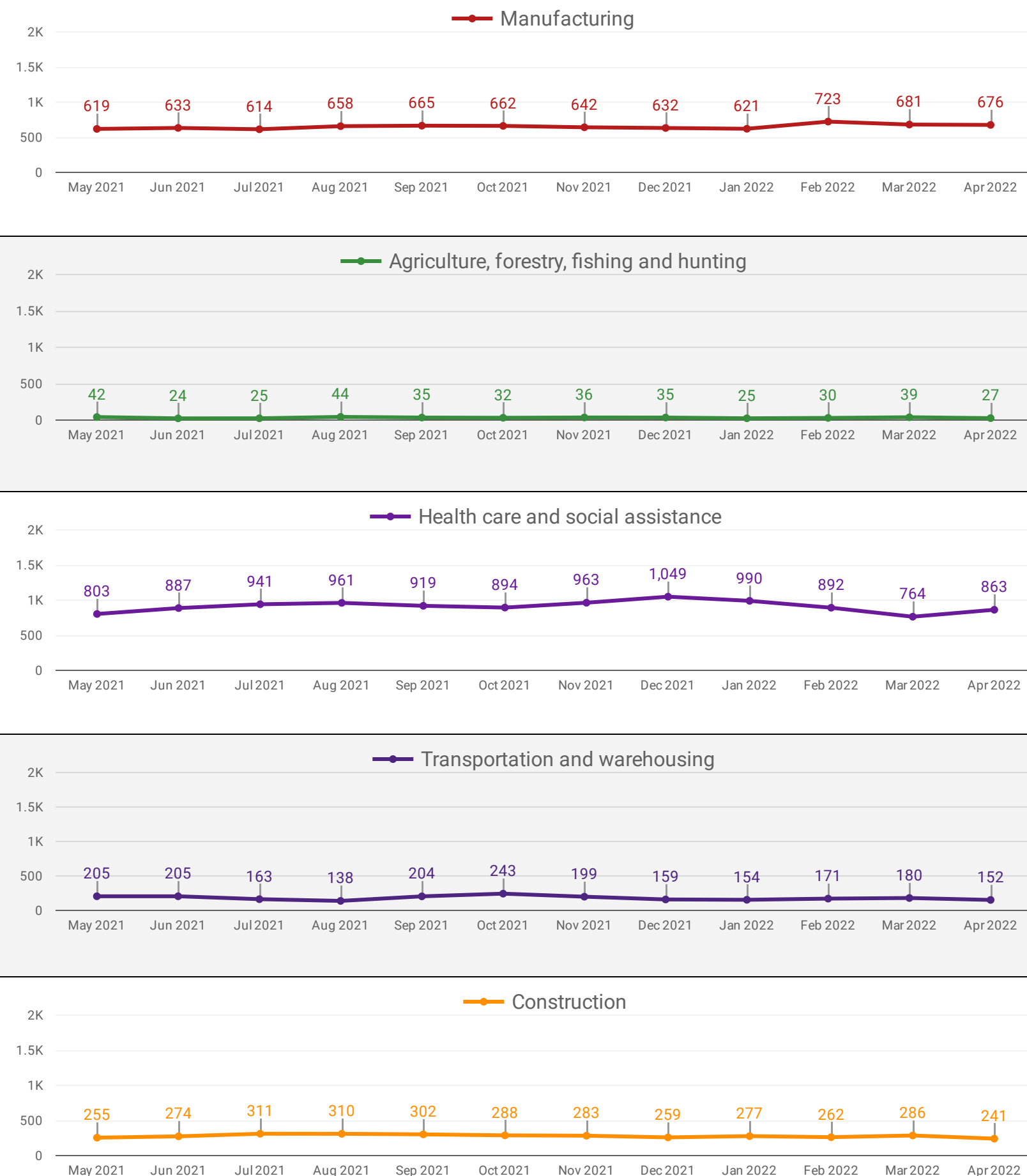
POST DATE TIMELINE FOR THIS MONTH'S ACTIVE JOB POSTINGS

How many job postings were active for at least 1 day this month?



DEMAND BY KEY SECTOR (YORK REGION)

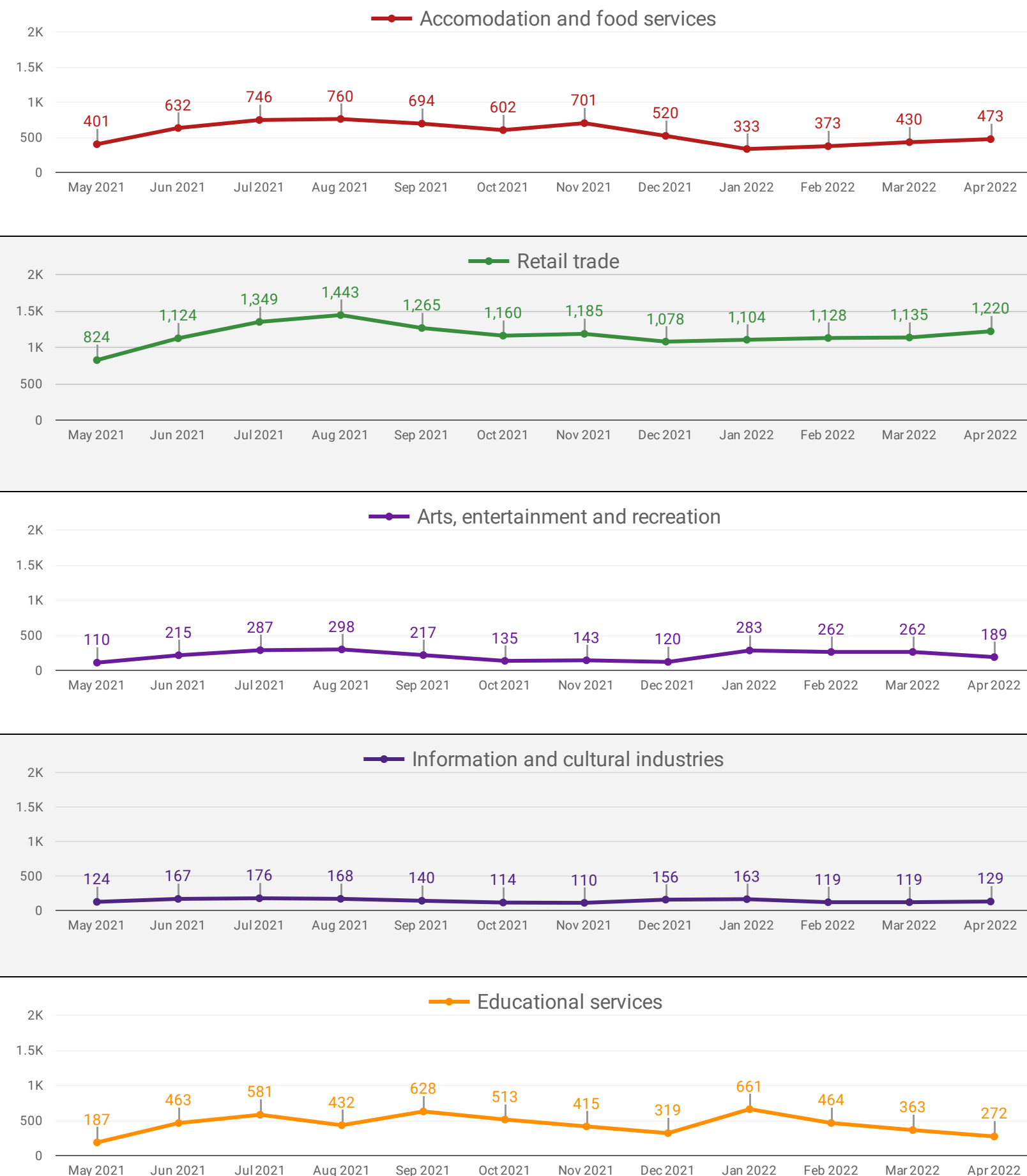
How many job postings were active for at least 1 day this month by sector?



NOTE: This graph cannot be filtered using the controls on the cover page

DEMAND BY IMPACTED SECTOR (YORK REGION)

How many job postings were active for at least 1 day this month by sector?

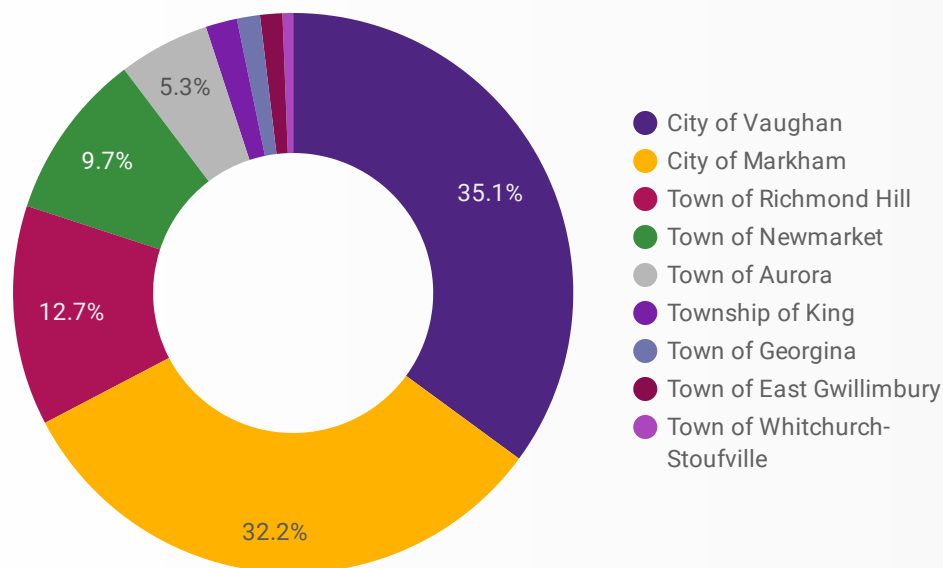


NOTE: This graph cannot be filtered using the controls on the cover page

JOB POSTINGS BY MUNICIPALITY

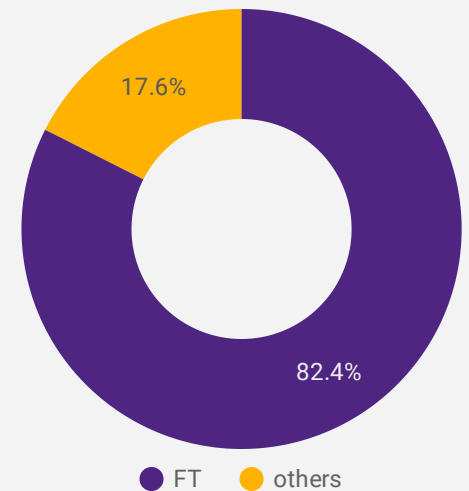
Where are job opportunities being offered?

	MUNICIPALITY	POSTING COUNT	AVG POSTING LENGTH IN DAYS	MEDIAN POSTING LENGTH IN DAYS
1.	City of Vaughan	9,184	20.3	18
2.	City of Markham	8,444	20.7	18
3.	Town of Richmond Hill	3,328	18.2	18
4.	Town of Newmarket	2,531	17.8	18
5.	Town of Aurora	1,377	17.9	18
6.	Township of King	476	17.1	15
7.	Town of Georgina	349	18.4	18
8.	Town of East Gwillimbury	336	18.6	15
9.	Town of Whitchurch-Stouffville	160	23.3	18



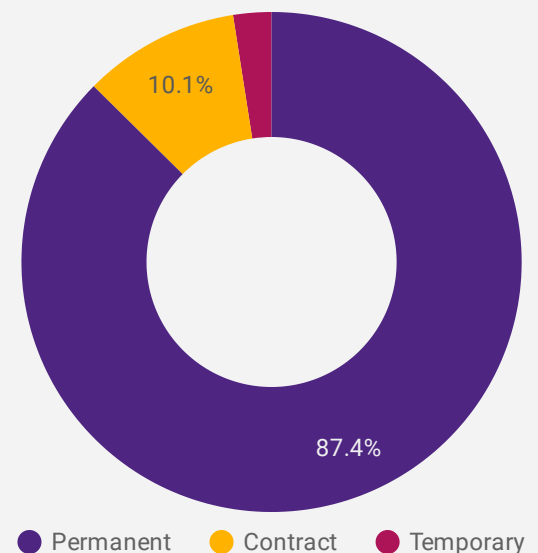
JOB TYPE

Full-time vs Part-time



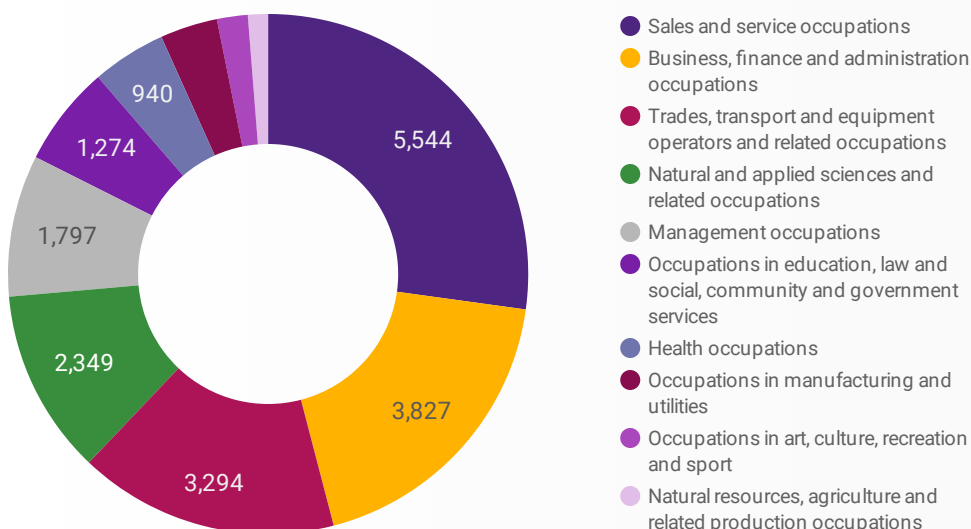
JOB DURATION

Permanency of jobs posted



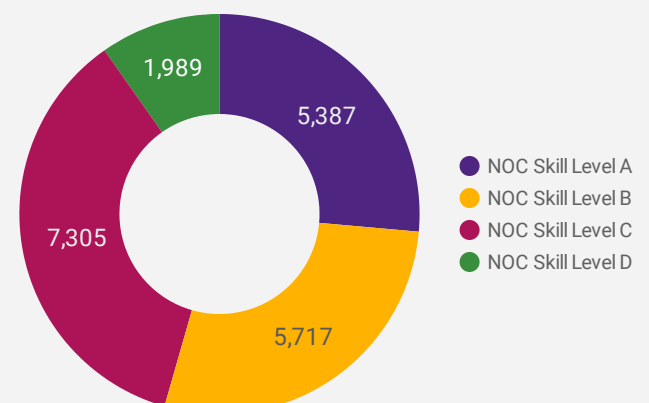
JOB POSTINGS BY SKILL TYPE

What skill type is being recruited?



JOB POSTINGS BY SKILL LEVEL

What education do occupations typically require?



Skill Level A = Usually University education | Skill Level B = Usually College education or Apprenticeship training | Skill Level C = Usually Secondary education or occupation-specific training | Skill Level D = Usually on-the-job training

TOP HIRING EMPLOYERS & AGENCIES

Who is hiring?

	COMPANY	MUNICIPALITY	POSTINGS COUNT ▾	AVG POSTING LENGTH IN DAYS	MEDIAN POSTING LENGTH IN DAYS
1.	AMD	City of Markham	436	52.7	36
2.	MARKHAM STOUFFVILLE HOSPITAL	City of Markham	263	16.9	15
3.	Advanced Micro Devices	City of Markham	176	20.9	13
4.	AMD / Advanced Micro Devices, Inc.	City of Markham	132	18.0	18
5.	SOUTHLAKE REGIONAL HEALTH CENTRE	Town of Newmarket	131	17.7	17
6.	Randstad Canada	City of Markham	130	68.7	90
7.	RANDSTAD	City of Vaughan	116	26.1	21
8.	RANDSTAD	City of Markham	113	26.0	27
9.	MACKENZIE HEALTH	City of Vaughan	107	17.1	18
10.	TD	City of Markham	97	15.0	15
11.	MACKENZIE HEALTH	Town of Richmond Hill	94	16.0	15
12.	BGIS	City of Markham	90	26.0	18
13.	Municipality of York	Town of Newmarket	85	16.2	14
14.	YORK REGION DISTRICT SCHOOL BOARD	City of Markham	84	16.5	18
15.	Aviva	City of Markham	82	12.9	13
16.	TD BANK	City of Markham	82	11.9	15
17.	General Motors	City of Markham	76	11.7	10
18.	STAPLES CANADA	Town of Richmond Hill	75	16.0	15
19.	WSP	City of Markham	71	25.7	18
20.	PET VALU	City of Markham	70	11.5	7
21.	MAGNA INTERNATIONAL	City of Vaughan	68	20.7	16
22.	Lowe's	Town of East Gwillimbury	63	10.7	15
23.	Southlake Regional Health Care Centre	Town of Newmarket	63	18.0	18
24.	HCR Personnel	City of Vaughan	62	7.7	8
25.	Zanchin Automotive Group	City of Vaughan	60	19.0	18
26.	HCR PERMANENT SEARCH	City of Vaughan	60	16.0	16
27.	York Region	Town of Newmarket	56	16.3	15
28.	Randstad Canada	City of Vaughan	54	41.6	26

TOP HOURLY WAGES IN JOB POSTINGS

What are employers willing to pay to find the perfect candidate?










of Minimum Wage Job Postings

489

	JOB TITLE	COMPANY	LOCATION	WAGE VALUE ▾
1.	Mechanic, Automobile	DIESEL DEPOT INC.	Town of Richmond Hill	85 
2.	Intermediate Business Analyst - Retail/supply Chain	Randstad Canada	City of Markham	85 
3.	Registered Massage Therapist (rmt)	RMT On Demand	Town of Newmarket	81.58 
4.	Registered Physiotherapist	THE WELLNESS GROUP AURORA	Town of Aurora	80 
5.	Counsellor/psychotherapist	Heal The Centre for Wellness Inc.	City of Vaughan	80 
6.	Slip Form Curb Machine Tender	Gambini Consulting/Slipform Canada	City of Vaughan	80 
7.	Modernization Project Manager	TOWN OF EAST GWILLIMBURY	Town of East Gwillimbury	75 
8.	Registered Massage Therapist	MED WELLNESS CENTRE	City of Vaughan	70 
9.	Construction Project Manager	INTEGRO BUILDING SYSTEMS	City of Vaughan	70 
10.	Sr. Contract Recruiter Jobs In Markham	Analysts	City of Markham	66 
11.	Devops Engineer	Vsync Solutions Inc	Township of King	65 
12.	Executive Director - Trade, Broadcasting And Other Services	2508774 Ontario Ltd.	Town of Richmond Hill	65 
				1 - 100 / 6321 < >

TOP SALARIES IN JOB POSTINGS

What are employers willing to pay to find the perfect candidate?

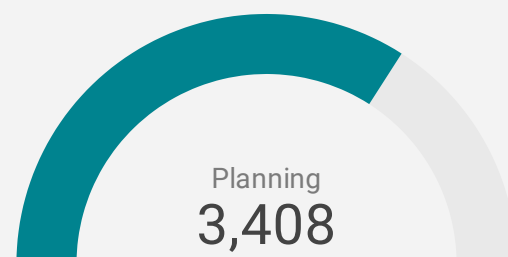
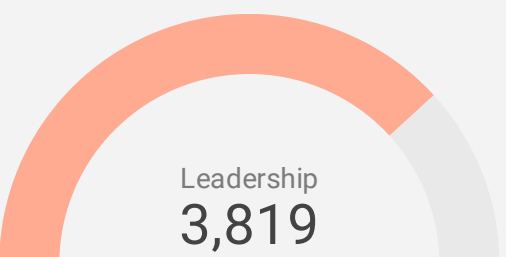
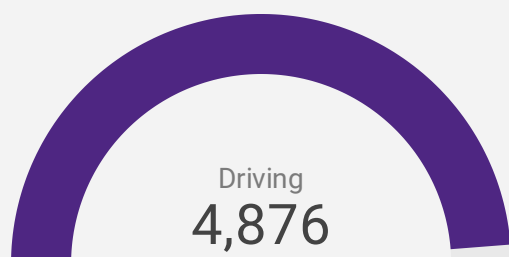
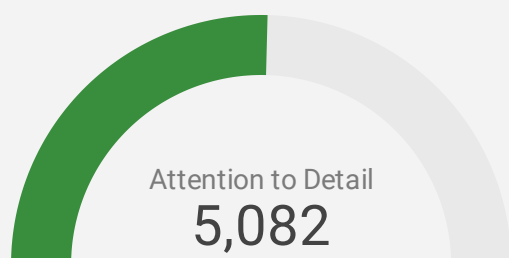
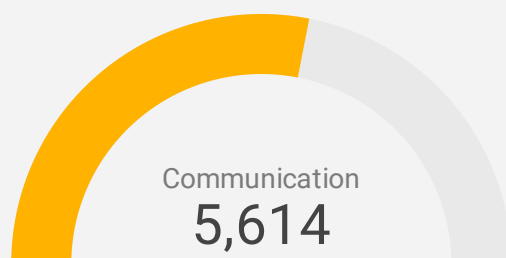
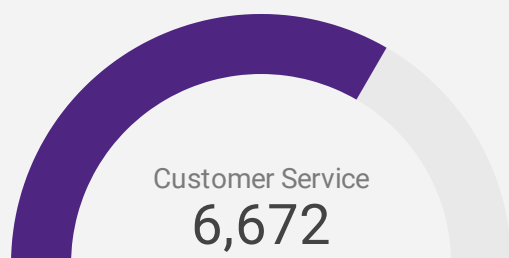
	JOB TITLE	COMPANY	LOCATION	WAGE VALUE ▾
1.	Dentist Associate	MAPLE FAMILY DENTISTRY	City of Vaughan	300,000 
2.	Account Manager	THE BILL ADVISERS CORPORATION	City of Markham	300,000 
3.	Az Single Highway Owner Operators	Skelton Truck Lines, Inc.	Town of East Gwillimbury	260,000 
4.	Fresh Assistant Manager	WALMART	City of Markham	250,000 
5.	(CAN) CAP 2 Assistant Manager	WALMART	Town of Richmond Hill	250,000 
6.	Sales Associate	Royal York PM	City of Vaughan	250,000 
7.	Class AZ Owner Operator Truck Driver	Trimac Transportation	City of Vaughan	240,000 
8.	Health Services Officer	ROYAL CANADIAN MOUNTED POLICE	Town of Newmarket	213,694 
9.	Subprime Finance Manager (automotive Sales/finance)	AutoLoanServices.ca	Town of Newmarket	200,000 
10.	In Office Or Remote Sales Executive	Automatic Closers	City of Markham	200,000 
				1 - 100 / 8007 < >

TOP IN-DEMAND SKILLS

How many times were these skills found in job postings?

ACTIVE JOB POSTINGS THIS MONTH

26,927



KEY JOB REQUIREMENTS

How often are these requirements desired in job postings?

ACTIVE JOB POSTINGS THIS MONTH

26,927



Driver's License
454



First Aid
856



Regular Access to a Vehicle
810



Criminal Record Check
1,312



Microsoft Office
2,099



Food Safety
390

TOP OCCUPATIONS BY SKILL, FREQUENCY & DURATION

What jobs are in-demand and/or hard to fill?

	4 DIGIT NOC	4 DIGIT NOC NAME	SKILL LEVEL	POSTING COUNT	AVG POSTING LENGTH IN DAYS	MEDIAN POSTING LENGTH IN DAYS
1.	6421	Retail salespersons	NOC Skill Level C	1,233	15.6	18
2.	7452	Material handlers	NOC Skill Level C	1,009	16.7	18
3.	6552	Other customer and information services representatives	NOC Skill Level C	789	17.0	18
4.	6322	Cooks	NOC Skill Level B	470	19.4	18
5.	621	Retail and wholesale trade managers	NOC Skill Level A	444	18.1	18
6.	1414	Receptionists	NOC Skill Level C	414	17.7	18
7.	1241	Administrative assistants	NOC Skill Level B	384	18.4	18
8.	2173	Software engineers and designers	NOC Skill Level A	381	18.1	15
9.	4412	Home support workers, housekeepers and related occupations	NOC Skill Level C	363	24.1	18
10.	7511	Transport truck drivers	NOC Skill Level C	358	19.6	18
11.	6622	Store shelf stockers, clerks and order fillers	NOC Skill Level D	301	14.2	15
12.	6711	Food counter attendants, kitchen helpers and related support occupations	NOC Skill Level D	288	16.6	18
13.	6513	Food and beverage servers	NOC Skill Level C	285	18.2	18
14.	2132	Mechanical engineers	NOC Skill Level A	278	37.6	18
15.	1431	Accounting and related clerks	NOC Skill Level C	269	18.7	18
16.	1123	Professional occupations in advertising, marketing and public relations	NOC Skill Level A	242	19.0	18
17.	6731	Light duty cleaners	NOC Skill Level D	234	21.0	18
18.	1521	Shippers and receivers	NOC Skill Level C	229	18.2	18
19.	1221	Administrative officers	NOC Skill Level B	226	18.7	18
20.	7514	Delivery and courier service drivers	NOC Skill Level C	209	17.2	18
21.	7611	Construction trades helpers and labourers	NOC Skill Level D	202	20.3	18
22.	6541	Security guards and related security service occupations	NOC Skill Level C	196	16.8	18
23.	1114	Other financial officers	NOC Skill Level A	194	17.4	18
24.	8612	Landscaping and grounds maintenance labourers	NOC Skill Level D	190	16.9	18
25.	9537	Other products assemblers, finishers and inspectors	NOC Skill Level C	186	16.5	17
26.	1121	Human resources professionals	NOC Skill Level A	173	17.8	18
27.	2171	Information systems analysts and consultants	NOC Skill Level A	165	17.0	18
28.	6211	Retail sales supervisors	NOC Skill Level B	162	20.7	18
29.	1112	Financial and investment analysts	NOC Skill Level A	145	19.7	18

JOB POSTINGS BY 3-DIGIT NATIONAL OCCUPATION CLASSIFICATION

What jobs are hard to fill and/or in-demand?

	3 DIGIT NOC	3 DIGIT NOC NAME	SKILL LEVEL	POSTING COUNT ▼	AVG POSTING LENGTH IN DAYS	MEDIAN POSTING LENGTH IN DAYS
1.	642	Retail salespersons	NOC Skill Level C	1,233	15.6	18
2.	745	Longshore workers and material handlers	NOC Skill Level C	1,009	16.7	18
3.	655	Customer and information services representatives	NOC Skill Level C	829	16.8	18
4.	217	Computer and information systems professionals	NOC Skill Level A	718	17.7	15
5.	751	Motor vehicle and transit drivers	NOC Skill Level C	594	18.6	18
6.	632	Chefs and cooks	NOC Skill Level B	569	20.3	18
7.	122	Administrative and regulatory occupations	NOC Skill Level B	563	18.9	18
8.	141	General office workers	NOC Skill Level C	512	17.8	18
9.	111	Auditors, accountants and investment professionals	NOC Skill Level A	498	18.0	18
10.	112	Human resources and business service professionals	NOC Skill Level A	488	18.9	18
11.	213	Civil, mechanical, electrical and chemical engineers	NOC Skill Level A	484	29.3	18
12.	124	Office administrative assistants - general, legal and medical	NOC Skill Level B	450	18.1	18
13.	152	Supply chain logistics, tracking and scheduling co-ordination occupations	NOC Skill Level C	447	18.7	18
14.	062	Retail and wholesale trade managers	NOC Skill Level A	444	18.1	18
15.	673	Cleaners	NOC Skill Level D	440	18.8	18
16.	662	Other sales support and related occupations	NOC Skill Level D	422	15.2	18
17.	441	Home care providers and educational support occupations	NOC Skill Level C	407	27.2	18
18.	651	Occupations in food and beverage service	NOC Skill Level C	376	18.1	18
19.	143	Financial, insurance and related administrative support workers	NOC Skill Level C	368	18.5	18
20.	421	Paraprofessional occupations in legal, social, community and education services	NOC Skill Level B	357	18.9	18
21.	011	Senior managers - construction, transportation, production and utilities	NOC Skill Level A	309	21.7	18
22.	761	Trades helpers and labourers	NOC Skill Level D	297	18.8	18
23.	671	Food counter attendants, kitchen helpers and related support occupations	NOC Skill Level D	288	16.6	18
24.	012	Senior managers - construction, transportation, production and utilities	NOC Skill Level A	257	19.8	18
25.	416	Policy and program researchers, consultants and officers	NOC Skill Level A	236	17.5	18
26.	071	Managers in customer and personal services, n.e.c.	NOC Skill Level A	229	19.7	18
27.	341	Assisting occupations in support of health services	NOC Skill Level C	212	17.5	18
28.	214	Other engineers	NOC Skill Level A	209	23.5	15

JOB POSTINGS BY 2-DIGIT NATIONAL OCCUPATION CLASSIFICATION

What jobs are hard to fill and/or in-demand?

	2 DIGIT NOC	2 DIGIT NOC NAME	SKILL LEVEL	POSTING COUNT ▼	AVG POSTING LENGTH IN DAYS	MEDIAN POSTING LENGTH IN DAYS
1.	21	Professional occupations in natural and applied sciences	NOC Skill Level A	1,648	21.8	18
2.	65	Service representatives and other customer and personal services occupations	NOC Skill Level C	1,556	17.2	18
3.	64	Sales representatives and salespersons - wholesale and retail trade	NOC Skill Level C	1,302	15.8	18
4.	12	Administrative and financial supervisors and administrative occupations	NOC Skill Level B	1,210	19.1	18
5.	74	Other installers, repairers and servicers and material handlers	NOC Skill Level C	1,112	17.5	18
6.	11	Professional occupations in business and finance	NOC Skill Level A	986	18.5	18
7.	14	Office support occupations	NOC Skill Level C	970	18.1	18
8.	63	Service supervisors and specialized service occupations	NOC Skill Level B	842	23.2	18
9.	67	Service support and other service occupations, n.e.c.	NOC Skill Level D	790	17.8	18
10.	72	Industrial, electrical and construction trades	NOC Skill Level B	782	27.9	18
11.	22	Technical occupations related to natural and applied sciences	NOC Skill Level B	701	21.9	18
12.	75	Transport and heavy equipment operation and related maintenance occupations	NOC Skill Level C	696	19.1	18
13.	06	Middle management occupations in retail and wholesale trade and customer services	NOC Skill Level A	681	19.8	18
14.	01	Senior managers - construction, transportation, production and utilities	NOC Skill Level A	639	22.4	18
15.	66	Sales support occupations	NOC Skill Level D	551	15.2	18
16.	62	Retail sales supervisors and specialized sales occupations	NOC Skill Level B	503	17.9	16.5
17.	15	Distribution, tracking and scheduling co-ordination occupations	NOC Skill Level C	477	18.7	18
18.	44	Care providers and educational, legal and public protection support occupations	NOC Skill Level C	415	26.9	18
19.	73	Maintenance and equipment operation trades	NOC Skill Level B	396	26.9	18
20.	32	Technical occupations in health	NOC Skill Level B	372	17.5	18
21.	41	Professional occupations in law and social, community and government services	NOC Skill Level A	363	18.0	18
22.	42	Paraprofessional occupations in legal, social, community and education services	NOC Skill Level B	357	18.9	18
23.	76	Trades helpers, construction labourers and related occupations	NOC Skill Level D	308	19.3	18
24.	95	Assemblers in manufacturing	NOC Skill Level C	297	17.5	18
25.	52	Technical occupations in art, culture, recreation and sport	NOC Skill Level B	291	18.3	18
26.	07	Managers in customer and personal services, n.e.c.	NOC Skill Level A	253	21.5	18
27.	94	Processing and manufacturing machine operators and related	NOC Skill Level C	241	20.1	18
					1 - 45 / 45	< >

MULTILINGUAL JOB POSTINGS BY THE NUMBERS

ACTIVE POSTINGS
1,849

NEW POSTINGS
0

COMPANIES
852

LANGUAGES
11

OF DAYS POSTED

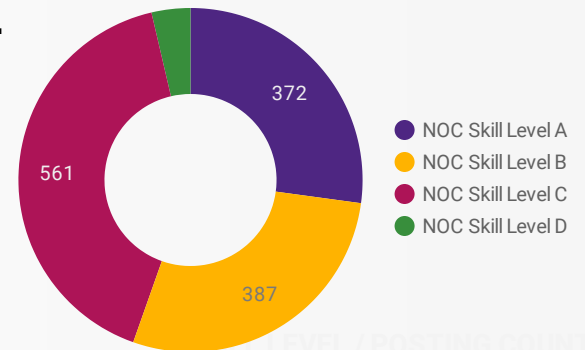
AVERAGE
18.4

MEDIAN
18

MULTILINGUAL JOB POSTINGS BY SKILL LEVEL

What language skills are employers looking for by occupational skill level?

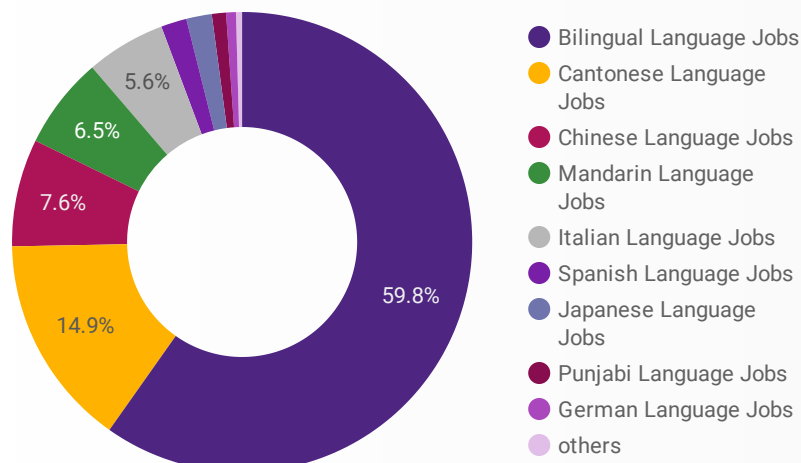
- 372** Skill Level A - Management/ Professional Occupations usually requiring University
- 387** Skill Level B - Usually college education or apprenticeship training
- 561** Skill Level C - Usually secondary education or occupation-specific training
- 50** Skill Level D - Usually on-the-job training



LANGUAGES	NOC Skill Level A	NOC Skill Level B	NOC Skill Level C	NOC Skill Level D
Bilingual Language Jobs	235	176	324	15
Cantonese Language Jobs	39	56	105	7
Chinese Language Jobs	29	34	43	3
Mandarin Language Jobs	41	32	32	3
Italian Language Jobs	10	57	25	8
Japanese Language Jobs	4	22	11	3
Spanish Language Jobs	4	4	10	3
Punjabi Language Jobs		3	9	4
German Language Jobs	7	1		3
Arabic Language Jobs	3	1	1	1
Vietnamese Language Jobs		1	1	

LANGUAGE SKILLS BREAKDOWN

Which kinds of language skills do employers seek?



LANGUAGES	POSTING COUNT
1. Bilingual Language Jobs	1,110
2. Cantonese Language Jobs	257
3. Chinese Language Jobs	132
4. Mandarin Language Jobs	131
5. Italian Language Jobs	103
6. Japanese Language Jobs	47
7. Spanish Language Jobs	28
8. Punjabi Language Jobs	17
9. German Language Jobs	14
10. Arabic Language Jobs	8

LANGUAGE SKILLS BEING RECRUITED BY SKILL TYPE

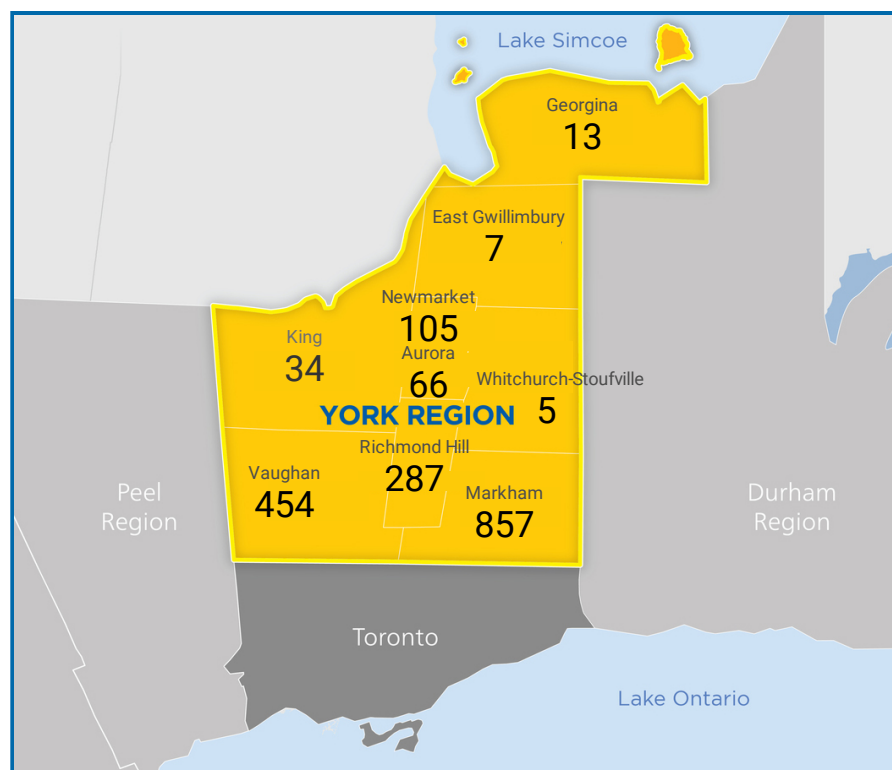
What language skills are sought by 1-Digit NOC?

SKILL TYPE NAME	Bilingual ...	Cantonese...	Chinese ...	Mandarin...	Italian La...	Japanese...	Grand total
Business, finance and administration occu...	166	97	39	54	10	4	376
Health occupations	26	7	10		3		48
Management occupations	69	8	8	13	9	2	113
Natural and applied sciences and related o...	63	3	8	4		1	87
Occupations in art, culture, recreation and ...	11	1	3	3			18
Occupations in education, law and social, ...	90	17	11	9	3		136
Occupations in manufacturing and utilities	5		1				9
Sales and service occupations	294	66	19	23	74	29	528
Trades, transport and equipment operator...	26	8	10	2	1	4	55
Grand total	750	207	109	108	100	40	1,370

MULTILINGUAL JOB POSTINGS BY MUNICIPALITY

What language skills are sought by 4-Digit NOC?

	MUNICIPALITY	JOB LANGUAGES	AVG POSTING LENGTH IN DAYS	MEDIAN POSTING LENGTH IN DAYS
1.	City of Markham	857	20.7	18
2.	City of Vaughan	454	20.3	18
3.	Town of Richmond Hill	287	18.2	18
4.	Town of Newmarket	105	17.8	18
5.	Town of Aurora	66	17.9	18
6.	Township of King	34	17.1	15
7.	Town of Georgina	13	18.4	18
8.	Town of East Gwillimbury	7	18.6	15
9.	Town of Whitchurch-Stouffville	5	23.3	18



LANGUAGE DEMAND BY JOB

What language skills are sought by 4-Digit NOC?

4 DIGIT NOC NAME		POSTINGS ▾
1.	Other customer and information services re...	158
2.	Retail salespersons	140
3.	Receptionists	62
4.	Cooks	55
5.	Professional occupations in advertising, ma...	49
6.	Administrative assistants	33
7.	Accounting and related clerks	30
8.	Retail and wholesale trade managers	29
9.	Elementary school and kindergarten teachers	27
10.	Food and beverage servers	26
11.	Other financial officers	24
12.	User support technicians	23
13.	Material handlers	22
14.	Chefs	22
15.	Home support workers, housekeepers and r...	21
16.	Administrative officers	21
17.	Human resources professionals	20
18.	Business development officers and marketi...	19
19.	Food counter attendants, kitchen helpers an...	19
20.	Other instructors	18
21.	Information systems analysts and consulta...	15
22.	Purchasing agents and officers	15
23.	Other sales related occupations	13
24.	Advertising, marketing and public relations ...	12
25.	Automotive service technicians, truck and b...	12
26.	Financial auditors and accountants	11
27.	Accounting technicians and bookkeepers	11
28.	Human resources and recruitment officers	10
29.	Restaurant and food service managers	10
30.	Retail sales supervisors	9
31.	Facility operation and maintenance manage...	9
1 - 100 / 174		< >

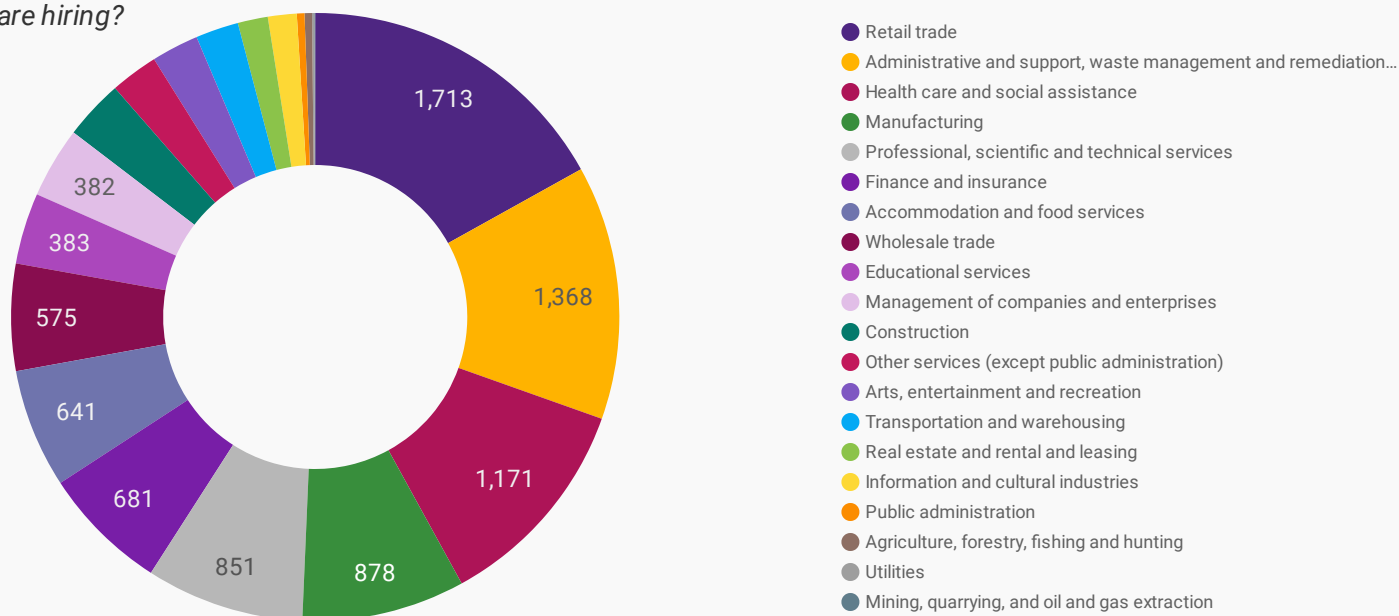
MULTILINGUAL HIRING EMPLOYERS

Which employers are seeking multilingual candidates?

COMPANY		POSTINGS ▾
1.	YORK REGION DISTRICT SCHOOL BOARD	45
2.	Liquor Control Board of Ontario	27
3.	Randstad Canada	26
4.	RANDSTAD	25
5.	BGIS	25
6.	Liquor Control Board of Ontario / LCBO	24
7.	PwC	19
8.	LCBO	18
9.	ProValue	15
10.	LHIN	14
11.	Home and Community Care Support Services	13
12.	Farm Boy	12
13.	LAURA CANADA	11
14.	TD BANK	11
15.	STAPLES CANADA	11
16.	ADIDAS	10
17.	IBM	10
18.	Kijiji Jobs	10
19.	BELL	10
20.	VetStrategy	10
21.	TD	9
22.	Adecco Canada	9
23.	CENTURY 21 KENNECT REALTY	9
24.	Gobest Immigration Services	9
25.	CRH	9
26.	Accountivity	8
27.	MARCELLO'S PIZZERIA	8
28.	CRH - Canada	8
29.	BELL MOBILITY/BELL MOBILITÄ%	8
30.	YEE HONG CENTRE FOR GERIATRIC CARE	8
1 - 50 / 855		< >

TOP HIRING SECTORS BY 2-DIGIT NAICS CODE

What sectors are hiring?



	2-DIGIT NAICS LABEL	NAICS CODE	POSTING COUNT	AVG POSTING LENGTH IN DAYS	MEDIAN POSTING LENGTH IN DAYS
1.	Retail trade	44-45	1,713	15.9	18
2.	Administrative and support, waste management and remediation services	56	1,368	19.6	18
3.	Health care and social assistance	62	1,171	16.9	18
4.	Manufacturing	31-33	878	23.6	18
5.	Professional, scientific and technical services	54	851	21.4	18
6.	Finance and insurance	52	681	16.3	15
7.	Accommodation and food services	72	641	21.0	18
8.	Wholesale trade	41	575	19.6	18
9.	Educational services	61	383	18.6	18
10.	Management of companies and enterprises	55	382	15.6	18
11.	Construction	23	322	24.0	18
12.	Other services (except public administration)	81	258	18.8	18
13.	Arts, entertainment and recreation	71	254	20.2	18
14.	Transportation and warehousing	48-49	231	18.5	18
15.	Real estate and rental and leasing	53	162	20.4	18
16.	Information and cultural industries	51	155	19.2	18
17.	Public administration	91	41	17.0	18
18.	Agriculture, forestry, fishing and hunting	11	40	15.0	18
19.	Utilities	22	12	19.6	18
20.	Mining, quarrying, and oil and gas extraction	21	5	18.0	18

NOTE: NAICS code 56 includes Employment Agencies. Manufacturing includes codes 31-33, Retail Trade includes codes 44-45 and Transportation and Warehousing includes codes 48-49.

TOP HIRING SECTORS BY 3-DIGIT NAICS CODE

What sectors are hiring?

	3-DIGIT NAICS LABEL	NAICS CODE	POSTING COUNT ▾	AVG POSTING LENGTH IN DAYS	MEDIAN POSTING LENGTH IN DAYS
1.	Administrative and support services	561	1,355	19.7	18
2.	Professional, scientific and technical services	541	851	21.4	18
3.	Hospitals	622	597	17.0	15
4.	Food services and drinking places	722	568	21.5	18
5.	Credit intermediation and related activities	522	445	14.6	15
6.	Educational services	611	383	18.6	18
7.	Management of companies and enterprises	551	382	15.6	18
8.	Ambulatory health care services	621	342	17.2	18
9.	Clothing and clothing accessories stores	448	306	17.5	18
10.	Food and beverage stores	445	279	19.5	18
11.	Amusement, gambling and recreation industries	713	239	20.4	18
12.	Building material and garden equipment and supplies dealers	444	237	15.3	17.5
13.	Social assistance	624	204	16.2	18
14.	Specialty trade contractors	238	191	22.1	18
15.	Building material and supplies merchant wholesalers	416	183	21.0	18
16.	General merchandise stores	452	181	4.6	2
17.	Motor vehicle and parts dealers	441	179	18.4	18
18.	Machinery, equipment and supplies merchant wholesalers	417	167	17.2	18
19.	Transportation equipment manufacturing	336	162	20.0	16.5
20.	Health and personal care stores	446	157	13.4	15
21.	Furniture and home furnishings stores	442	148	21.4	18
22.	Insurance carriers and related activities	524	136	17.5	18
23.	Repair and maintenance	811	126	18.4	18
24.	Electronics and appliance stores	443	110	19.5	18
25.	Telecommunications	517	101	19.0	17
26.	Fabricated metal product manufacturing	332	101	19.0	18
27.	Securities, commodity contracts, and other financial investment and related activities	523	100	25.0	18
28.	Real estate	531	99	21.2	18
29.	Couriers and messengers	492	82	14.0	10
30.	Construction of buildings	236	82	20.4	18
31.	Personal and laundry services	812	82	21.1	18

TOP HIRING SECTORS BY 4-DIGIT NAICS CODE

What sectors are hiring?

	4-DIGIT NAICS LABEL	NAICS CODE	POSTING COUNT ▾	AVG POSTING LENGTH IN DAYS	MEDIAN POSTING LENGTH IN DAYS
1.	Employment services	5613	1,029	19.6	18
2.	General medical and surgical hospitals	6221	597	17.0	15
3.	Full-service restaurants and limited-service eating places	7225	545	21.6	18
4.	Depository credit intermediation	5221	419	14.5	15
5.	Management of companies and enterprises	5511	382	15.6	18
6.	Architectural, engineering and related services	5413	323	23.3	18
7.	Elementary and secondary schools	6111	284	19.0	18
8.	Clothing stores	4481	258	17.2	18
9.	Building material and supplies dealers	4441	227	15.3	18
10.	Grocery stores	4451	187	18.8	18
11.	Other amusement and recreation industries	7139	186	20.9	18
12.	Computer systems design and related services	5415	183	20.9	18
13.	Services to buildings and dwellings	5617	171	19.9	18
14.	Automobile dealers	4411	166	18.4	18
15.	Health and personal care stores	4461	157	13.4	15
16.	Department stores	4521	152	3.2	2
17.	Motor vehicle parts manufacturing	3363	145	19.6	16
18.	Offices of other health practitioners	6213	134	16.3	18
19.	Agencies, brokerages and other insurance related activities	5242	124	18.4	18
20.	Offices of dentists	6212	117	17.8	18
21.	Child day-care services	6244	114	15.6	18
22.	Electronics and appliance stores	4431	110	19.5	18
23.	Electrical, plumbing, heating and air-conditioning equipment and supplies merchant wholesalers	4161	99	20.6	18
24.	Other professional, scientific and technical services	5419	99	16.6	18
25.	Other financial investment activities	5239	97	25.1	18
26.	Management, scientific and technical consulting services	5416	90	22.3	18
27.	Individual and family services	6241	88	17.0	18
28.	Other telecommunications	5179	85	19.1	15
29.	Automotive repair and maintenance	8111	85	18.2	18
30.	Other schools and instruction	6116	83	17.6	18
31.	Lumber millwork hardware and other building supplies merchant	4163	81	21.4	18

TOP HIRING SECTORS BY 5-DIGIT NAICS CODE

What sectors are hiring?

	5-DIGIT NAICS LABEL	NAICS CODE	POSTING COUNT ▾	AVG POSTING LENGTH IN DAYS	MEDIAN POSTING LENGTH IN DAYS
1.	Employment placement agencies and executive search services	56131	952	19.4	18
2.	General medical and surgical hospitals	62211	597	17.0	15
3.	Full-service restaurants and limited-service eating places	72251	545	21.6	18
4.	Banking	52211	418	14.5	15
5.	Management of companies and enterprises	55111	382	15.6	18
6.	Elementary and secondary schools	61111	284	19.0	18
7.	Engineering services	54133	283	24.4	18
8.	Supermarkets and other grocery (except convenience) stores	44511	187	18.8	18
9.	Computer systems design and related services	54151	183	20.9	18
10.	Department stores	45211	152	3.2	2
11.	New car dealers	44111	148	18.9	18
12.	Offices of dentists	62121	117	17.8	18
13.	Child day-care services	62441	114	15.6	18
14.	Electronics and appliance stores	44314	110	19.5	18
15.	Motor vehicle transmission and power train parts manufacturing	33635	106	19.6	13
16.	Home centres	44411	105	17.0	18
17.	Insurance agencies and brokerages	52421	98	18.7	18
18.	Landscaping services	56173	97	19.8	18
19.	Fitness and recreational sports centres	71394	91	24.0	18
20.	Family clothing stores	44814	91	16.4	18
21.	Portfolio management	52392	91	26.0	18
22.	Golf courses and country clubs	71391	89	17.8	18
23.	Other telecommunications	51791	85	19.1	15
24.	Pharmacies and drug stores	44611	85	11.2	15
25.	Temporary help services	56132	77	23.2	18
26.	Hardware stores	44413	73	9.1	7
27.	Management consulting services	54161	72	23.4	18
28.	Other home furnishings stores	44229	72	18.3	18
29.	Furniture stores	44211	70	25.4	18
30.	Janitorial services	56172	67	20.4	18
31.	All other schools and instruction	61169	65	17.9	18

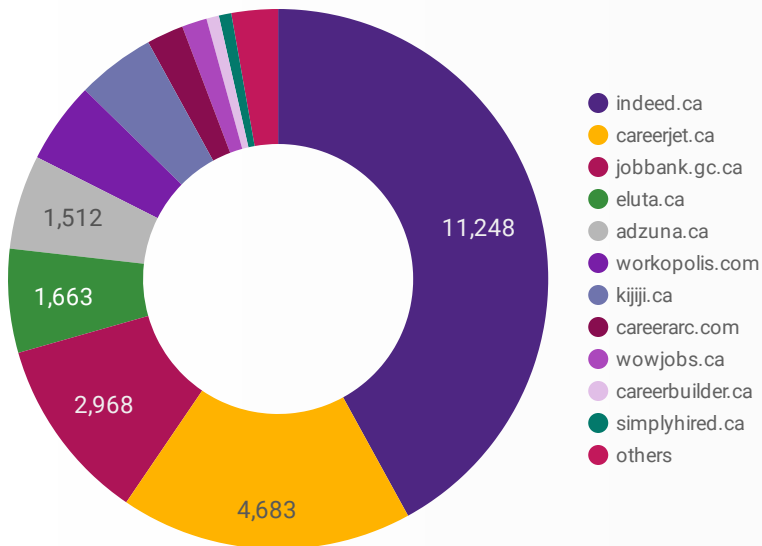
TOP HIRING SECTORS BY 6-DIGIT NAICS CODE

What sectors are hiring?

	6-DIGIT NAICS LABEL	NAICS CODE	POSTING COUNT	AVG POSTING LENGTH IN DAYS	MEDIAN POSTING LENGTH IN DAYS
1.	Employment placement agencies and executive search services	561310	952	19.4	18
2.	Full-service restaurants	722511	418	22.5	18
3.	Holding companies	551113	382	15.6	18
4.	Corporate and institutional banking industry	522112	375	14.3	15
5.	General (except paediatric) hospitals	622111	334	17.1	18
6.	Elementary and secondary schools	611110	284	19.0	18
7.	Engineering services	541330	283	24.4	18
8.	Paediatric hospitals	622112	263	16.9	15
9.	Supermarkets and other grocery (except convenience) stores	445110	187	18.8	18
10.	Computer systems design and related services (except video game design and development)	541514	183	20.9	18
11.	Department stores	452110	152	3.2	2
12.	New car dealers	441110	148	18.9	18
13.	Limited-service eating places	722512	127	19.2	18
14.	Offices of dentists	621210	117	17.8	18
15.	Child day-care services	624410	114	15.6	18
16.	Motor vehicle transmission and power train parts manufacturing	336350	106	19.6	13
17.	Home centres	444110	105	17.0	18
18.	Appliance, television and other electronics stores	443143	104	19.6	18
19.	Insurance agencies and brokerages	524210	98	18.7	18
20.	Landscaping services	561730	97	19.8	18
21.	Family clothing stores	448140	91	16.4	18
22.	Fitness and recreational sports centres	713940	91	24.0	18
23.	Portfolio management	523920	91	26.0	18
24.	Golf courses and country clubs	713910	89	17.8	18
25.	All other telecommunications	517919	85	19.1	15
26.	Pharmacies and drug stores	446110	85	11.2	15
27.	Temporary help services	561320	77	23.2	18
28.	Hardware stores	444130	73	9.1	7
29.	Furniture stores	442110	70	25.4	18
30.	All other home furnishings stores	442298	69	18.4	18

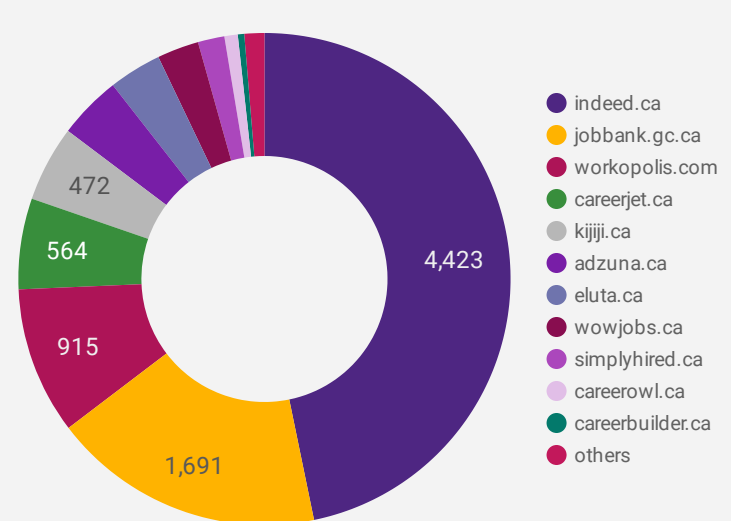
JOB POSTINGS BY JOB BOARD

What share of unique job postings appear on each job board?



COMPANIES BY JOB BOARD

What share of unique job postings appear on each job board?



JOB POSTING DETAILS BY JOB BOARD

How does job posting activity differ by job board?

	JOB BOARD	POSTING COUNT ▾	AVG POSTING LENGTH IN DAYS	MEDIAN POSTING LENGTH IN DAYS	# OF COMPANIES
1.	indeed.ca	11,248	18.0	18	4,423
2.	careerjet.ca	4,683	17.5	11	564
3.	jobbank.gc.ca	2,968	36.9	28	1,691
4.	eluta.ca	1,663	18.0	18	328
5.	adzuna.ca	1,512	15.0	15	393
6.	workopolis.com	1,307	15.0	15	915
7.	kijiji.ca	1,255	15.0	15	472
8.	careerarc.com	592	43.6	28	25
9.	wowjobs.ca	401	15.0	15	259
10.	careerbuilder.ca	201	15.0	14	40
11.	simplyhired.ca	199	15.0	15	165
12.	randstad.ca	198	57.9	65	1
13.	jobillico.com	130	23.3	8	29
14.	careerowl.ca	113	98.0	102	83
15.	itjobs.ca	98	41.7	31	14
16.	network.applytoeducation.com	46	8.3	4	4
17.	charityvillage.com	38	15.0	15	28