

JOB DEMAND REPORT

MAY 2022

HIGHLIGHTS

JOB POSTINGS BY THE NUMBERS

POSTING COUNT	NEW THIS MONTH	COMPANIES	JOB BOARDS
26,950	15,929	7,740	36

OF DAYS POSTED

AVERAGE	MEDIAN
21.4	18

REPORT BUILDER

The default filter selection below will show all job demand data for the month. You can use the filters to create a customized report for the purpose of understanding a subset of the data.

OCCUPATION FILTERS

SKILL TYPE NAME / 1-DIGIT NOC	▼
MAJOR GROUP / 2-DIGIT NOC	▼
MINOR GROUP / 3-DIGIT NOC	▼
UNIT GROUP / 4-DIGIT NOC	▼
SKILL LEVEL	▼
JOB TYPE	▼
JOB DURATION	▼
ADDITIONAL LANGUAGE	▼
SPECIFIC JOB TAGS	▼

INDUSTRY/SECTOR FILTERS

HIRING SECTOR BY 2-DIGIT NAICS CODE	▼
HIRING SECTOR BY 3-DIGIT NAICS CODE	▼
HIRING SECTOR BY 4-DIGIT NAICS CODE	▼
HIRING SECTOR BY 5-DIGIT NAICS CODE	▼
HIRING SECTOR BY 6-DIGIT NAICS CODE	▼

OTHER FILTERS

MUNICIPALITY	▼
JOB BOARD	▼

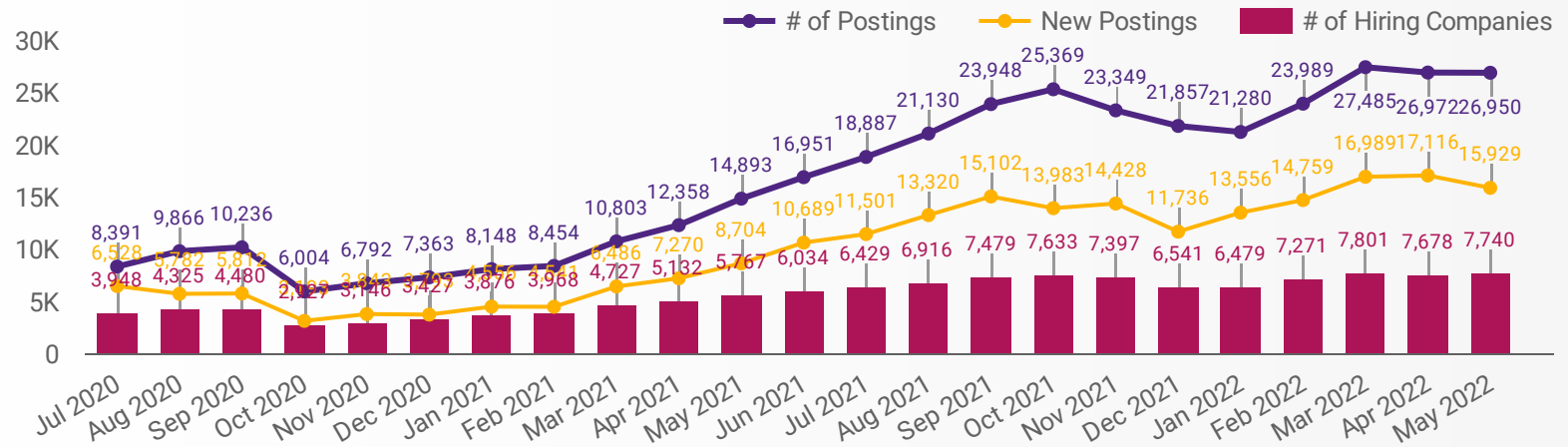
NOC = National Occupation Classification | NAICS = North American Industry Classification System

Source:

Job posting data collected by Workforce Planning Board of York Region from job boards and employer websites who recruit candidates in York Region.

JOB POSTINGS BY MONTH FOR YORK REGION

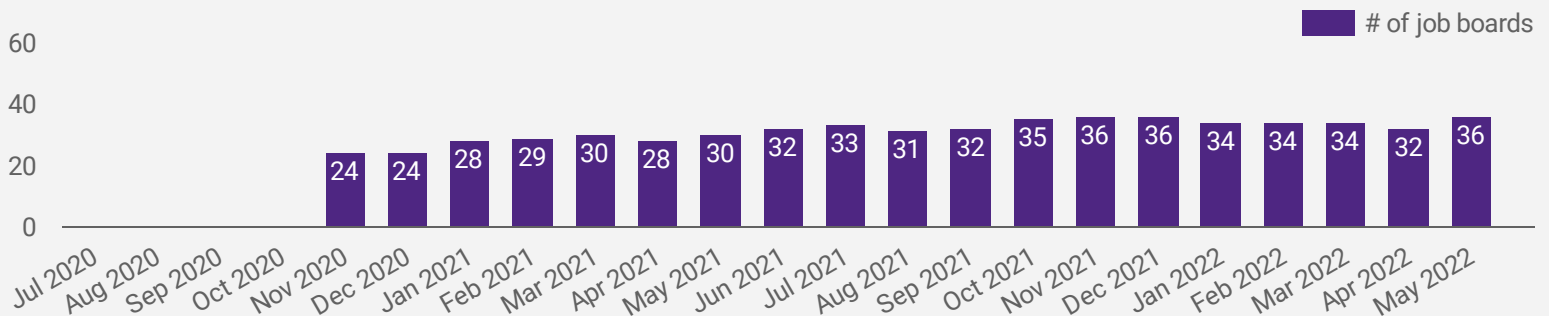
How many job postings were active for at least 1 day this month?



NOTE: This graph cannot be filtered using the controls on the cover page

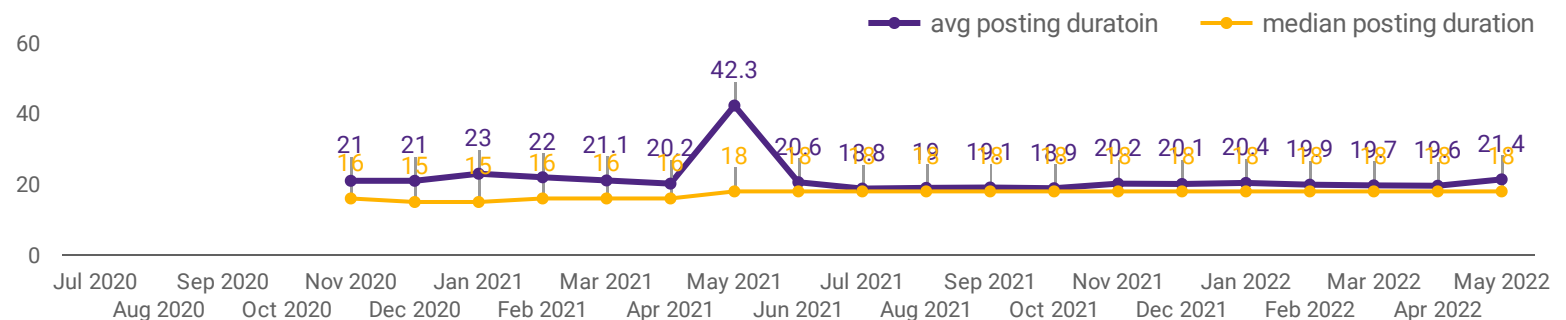
NUMBER OF ACTIVE JOB BOARDS

How many job postings were active for at least 1 day this month on these job boards?



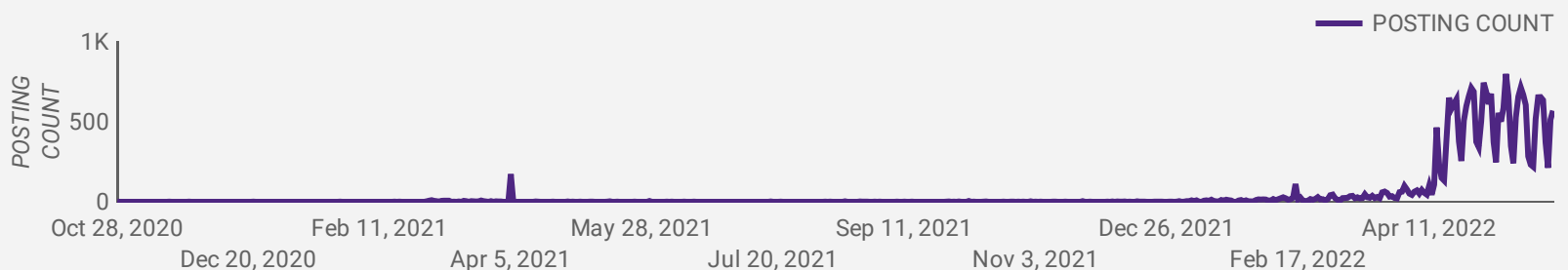
AVG & MEDIAN POSTING LENGTH BY DAYS

How long are employers having to recruit for to find candidates to fill their job vacancies?



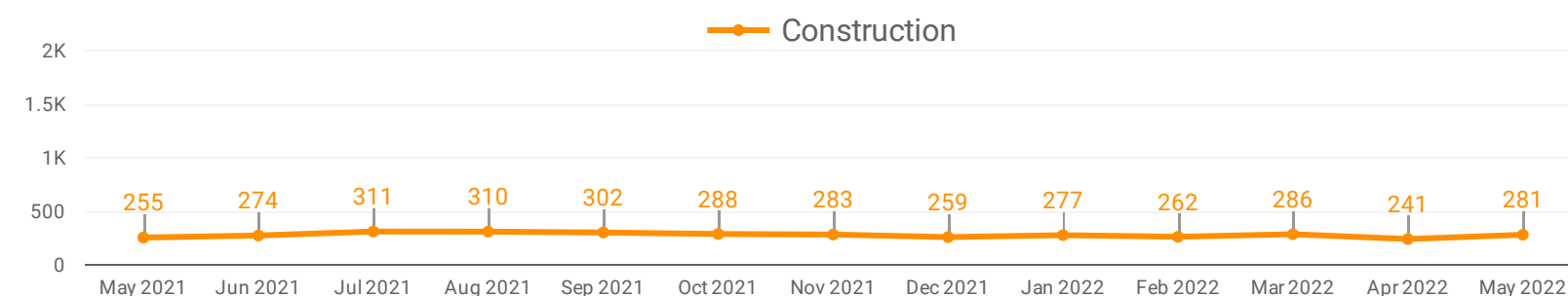
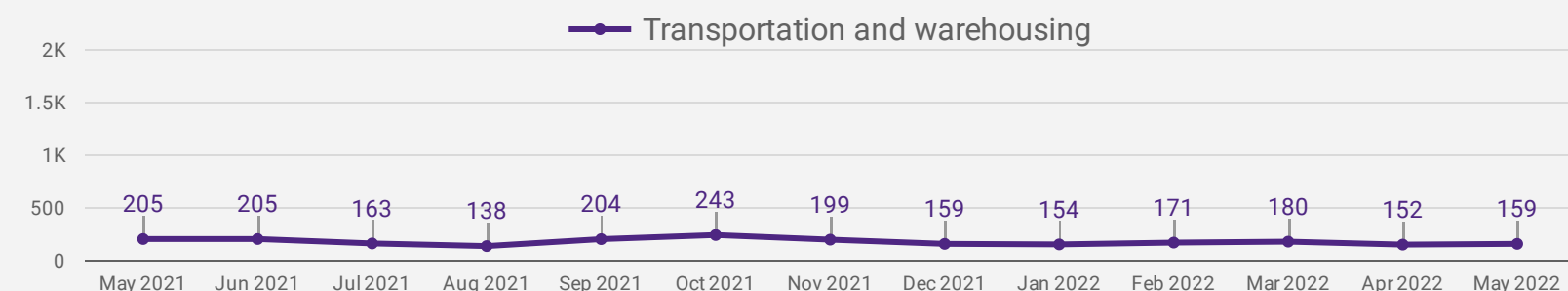
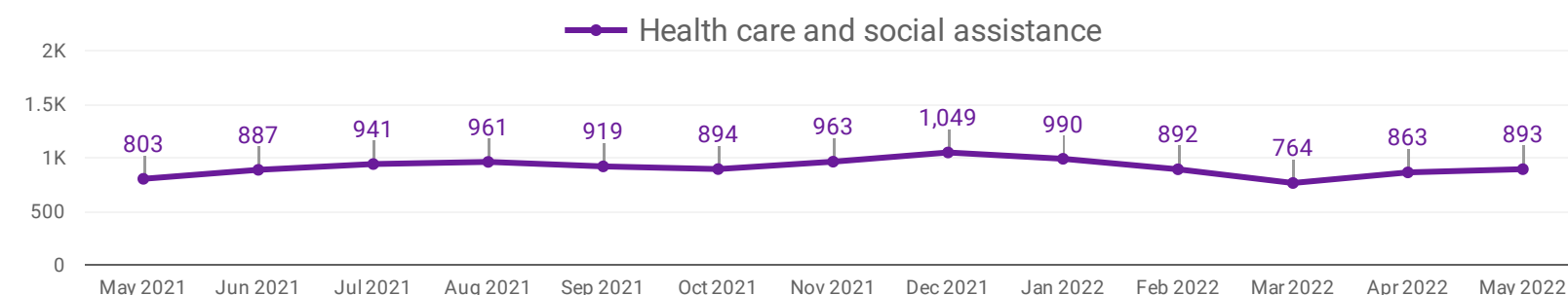
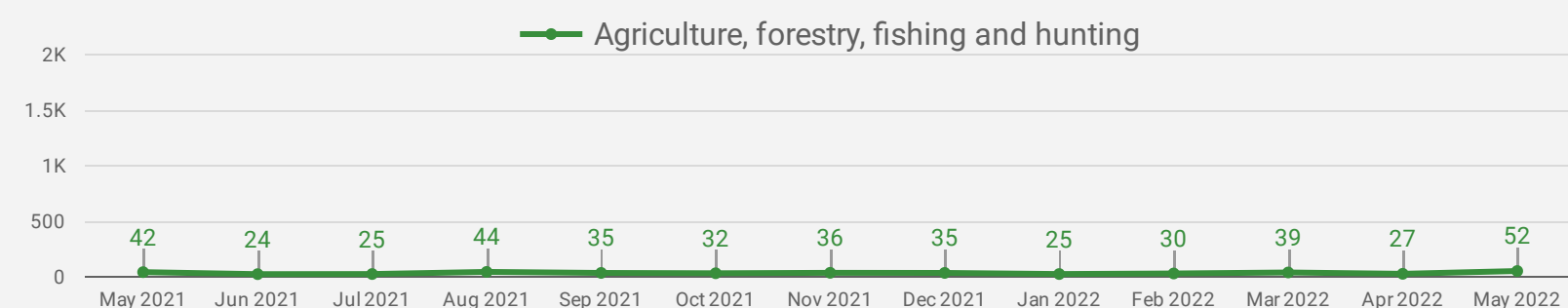
POST DATE TIMELINE FOR THIS MONTH'S ACTIVE JOB POSTINGS

How many job postings were active for at least 1 day this month?



DEMAND BY KEY SECTOR (YORK REGION)

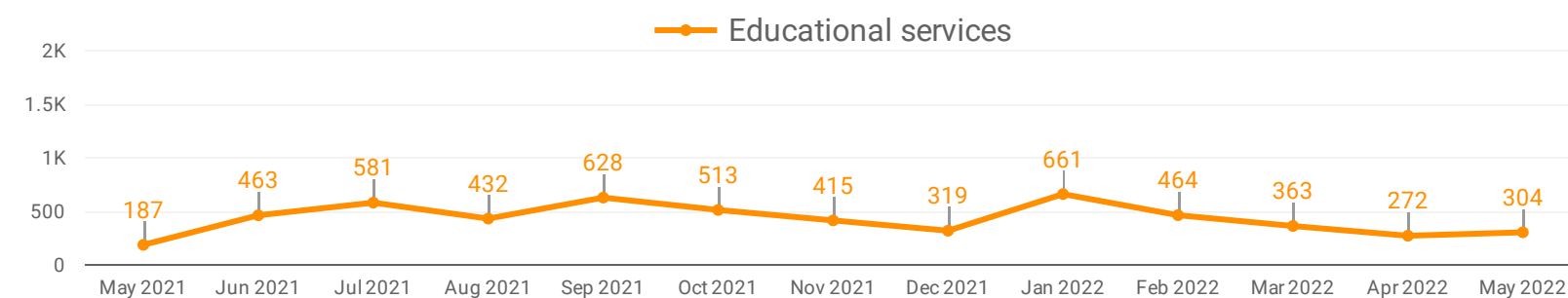
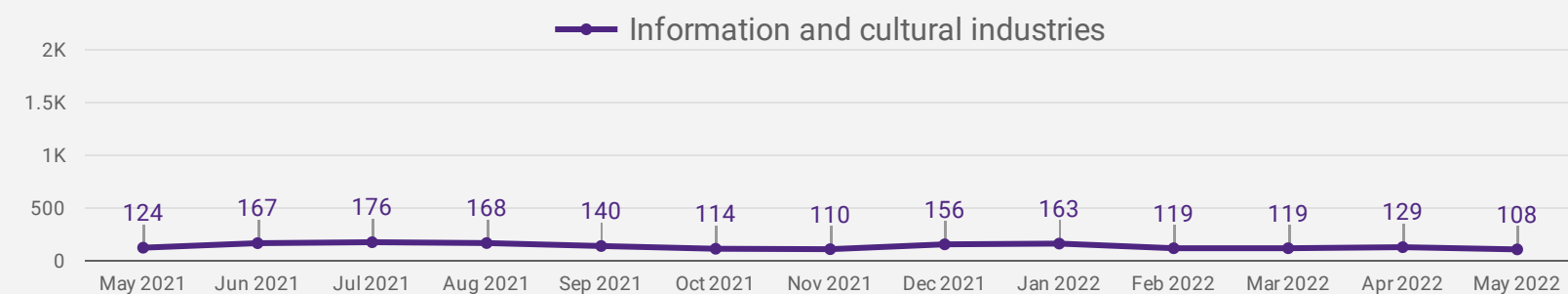
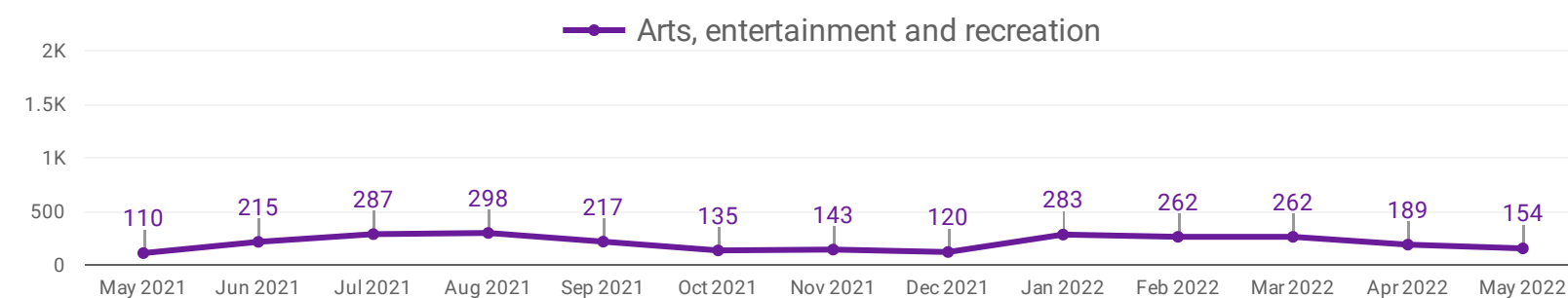
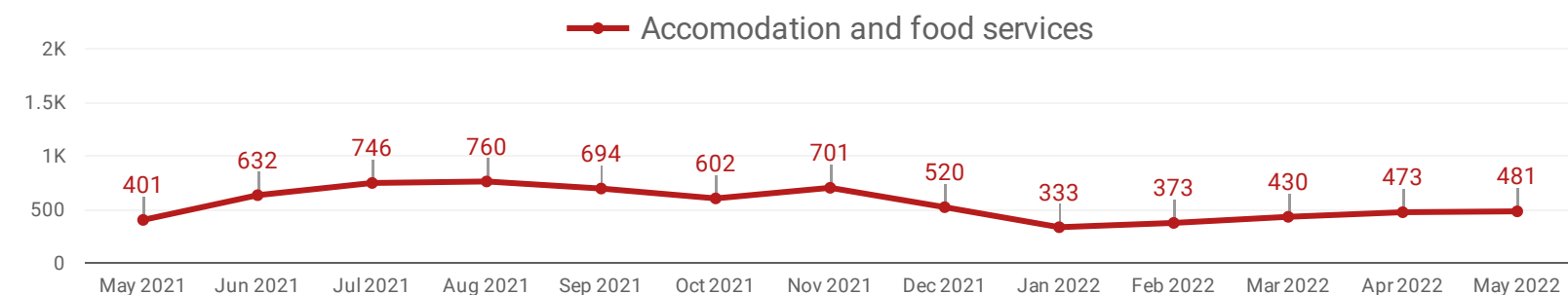
How many job postings were active for at least 1 day this month by sector?



NOTE: This graph cannot be filtered using the controls on the cover page

DEMAND BY IMPACTED SECTOR (YORK REGION)

How many job postings were active for at least 1 day this month by sector?

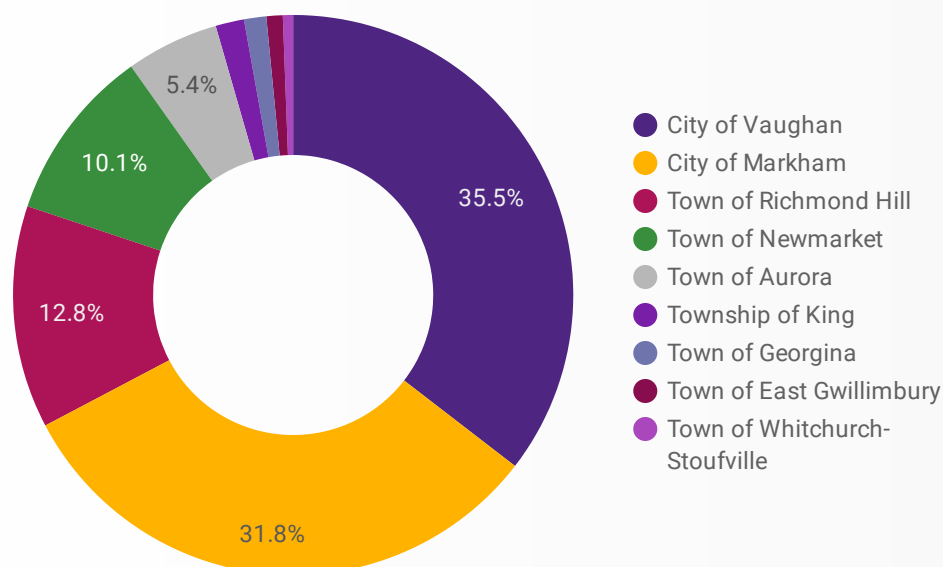


NOTE: This graph cannot be filtered using the controls on the cover page

JOB POSTINGS BY MUNICIPALITY

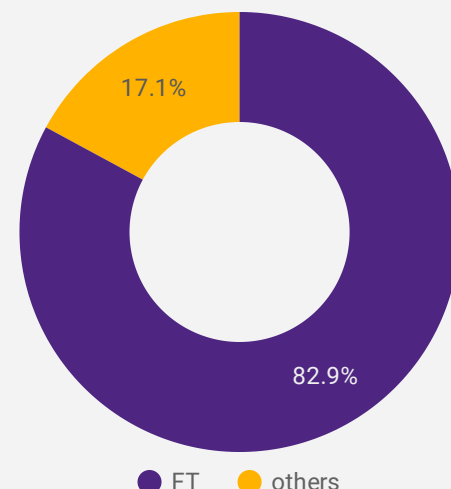
Where are job opportunities being offered?

	MUNICIPALITY	POSTING COUNT	AVG POSTING LENGTH IN DAYS	MEDIAN POSTING LENGTH IN DAYS
1.	City of Vaughan	9,305	21.1	18
2.	City of Markham	8,354	23.7	18
3.	Town of Richmond Hill	3,372	20.8	18
4.	Town of Newmarket	2,639	18.8	18
5.	Town of Aurora	1,405	18.6	18
6.	Township of King	432	19.2	18
7.	Town of Georgina	337	18.6	18
8.	Town of East Gwillimbury	247	18.2	18
9.	Town of Whitchurch-Stouffville	155	18.8	18



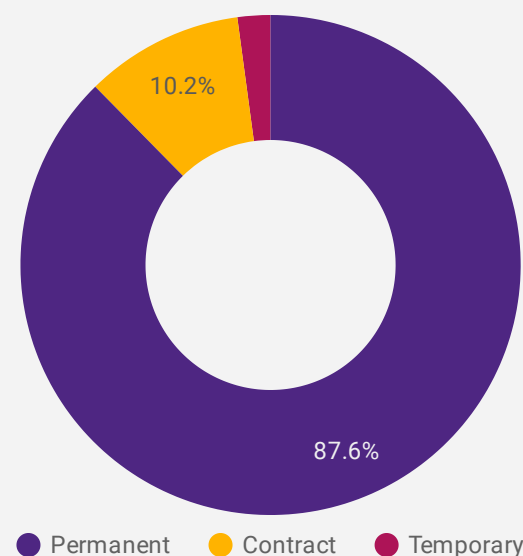
JOB TYPE

Full-time vs Part-time



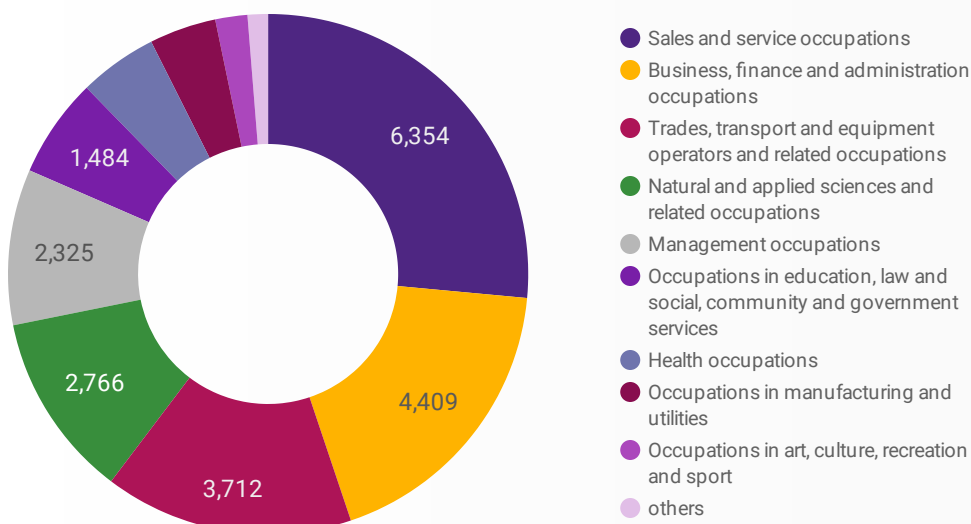
JOB DURATION

Permanency of jobs posted



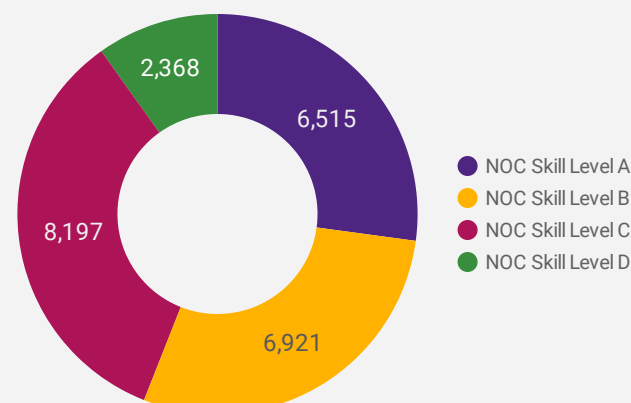
JOB POSTINGS BY SKILL TYPE

What skill type is being recruited?



JOB POSTINGS BY SKILL LEVEL

What education do occupations typically require?



Skill Level A = Usually University education | Skill Level B = Usually College education or Apprenticeship training | Skill Level C = Usually Secondary education or occupation-specific training | Skill Level D = Usually on-the-job training

TOP HIRING EMPLOYERS & AGENCIES

Who is hiring?

	COMPANY	MUNICIPALITY	POSTINGS COUNT ▾	AVG POSTING LENGTH IN DAYS	MEDIAN POSTING LENGTH IN DAYS
1.	AMD	City of Markham	416	64.5	65
2.	MARKHAM STOUFFVILLE HOSPITAL	City of Markham	195	20.3	18
3.	SOUTHLAKE REGIONAL HEALTH CENTRE	Town of Newmarket	191	21.6	18
4.	Advanced Micro Devices	City of Markham	166	36.9	30
5.	AMD / Advanced Micro Devices, Inc.	City of Markham	138	18.0	18
6.	MACKENZIE HEALTH	Town of Richmond Hill	123	19.1	15
7.	MACKENZIE HEALTH	City of Vaughan	116	19.3	18
8.	Randstad Canada	City of Markham	109	79.7	90
9.	RANDSTAD	City of Vaughan	93	22.5	18
10.	TD	City of Markham	85	15.0	15
11.	MAGNA INTERNATIONAL	City of Vaughan	84	23.5	15
12.	RANDSTAD	City of Markham	84	28.0	34
13.	TD BANK	City of Markham	82	12.4	18
14.	WSP	City of Markham	77	39.5	18
15.	Zanchin Automotive Group	City of Vaughan	76	19.3	18
16.	STAPLES CANADA	Town of Richmond Hill	71	16.1	15
17.	YORK REGION DISTRICT SCHOOL BOARD	City of Markham	69	20.1	18
18.	Municipality of York	Town of Newmarket	68	14.6	14
19.	Southlake Regional Health Care Centre	Town of Newmarket	67	18.0	18
20.	BGIS	City of Markham	65	25.2	18
21.	PET VALU	City of Markham	64	13.4	13
22.	AWIN	City of Markham	63	17.9	18
23.	CAA South Central Ontario	City of Markham	60	29.5	21
24.	City of Markham	City of Markham	60	14.8	18
25.	Qualcomm	City of Markham	59	19.2	9
26.	Aviva	City of Markham	59	22.3	18
27.	HUAWEI TECHNOLOGIES CANADA CO. LTD.	City of Markham	57	15.5	15
28.	IBM	City of Markham	55	23.5	18
29.	Stanlee	Town of	54	7.6	7

TOP HOURLY WAGES IN JOB POSTINGS

What are employers willing to pay to find the perfect candidate?

of Minimum Wage Job Postings

416

	JOB TITLE	COMPANY	LOCATION	WAGE VALUE ▾
1.	Physiotherapist	HealthCasa	City of Vaughan	154
2.	Interim CFO - 6 Month Contract	Lannick	City of Markham	150
3.	General Manager - Financial, Communications And Other Business Services	SCI Ltd	City of Markham	114
4.	Clinical Psychologist	York Hills Centre for Children Youth and Families	Town of Aurora	102
5.	Real Estate Videographer & Photographer	REALSPACE MEDIA INC	City of Vaughan	100
6.	Speech-language Pathologist	Bridge to Communication	City of Vaughan	100
7.	Programming Manager	Cynet Systems	City of Markham	89
8.	Registered Physiotherapist	Multidisciplinary Clinic	City of Vaughan	85
9.	Esthetician	A. Spa	City of Markham	80
10.	Counsellor/psychotherapist	Heal The Centre for Wellness Inc.	City of Vaughan	80
11.	Registered Massage Therapist (rmt)	Tsingtao Wellness Spa(Markham)	City of Markham	76
12.	Modernization Project Manager	TOWN OF EAST GWILLIMBURY	Town of East Gwillimbury	75
				1 - 100 / 5021 < >

TOP SALARIES IN JOB POSTINGS

What are employers willing to pay to find the perfect candidate?

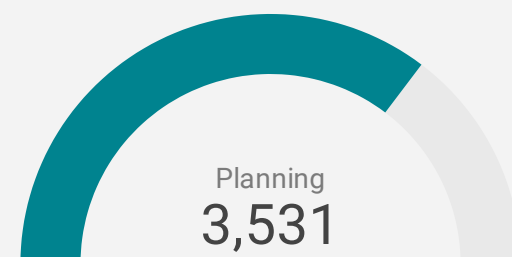
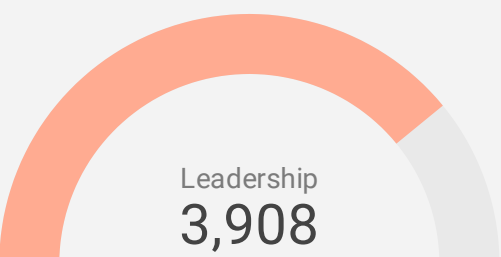
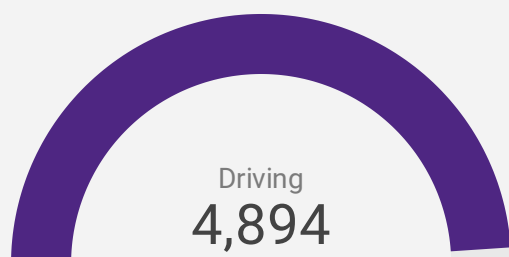
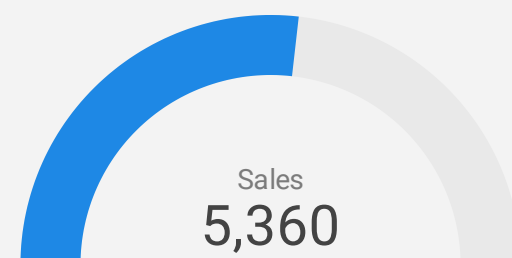
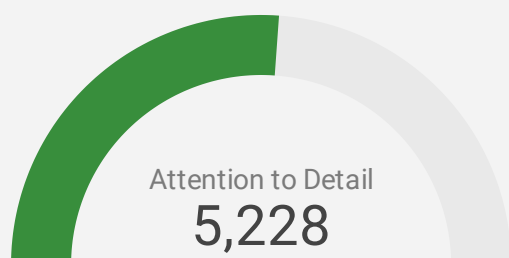
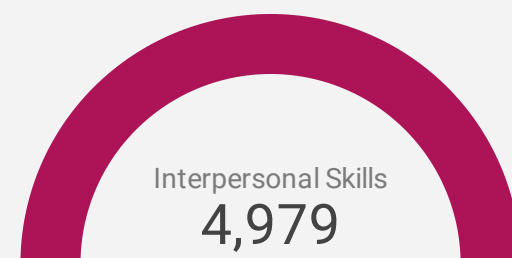
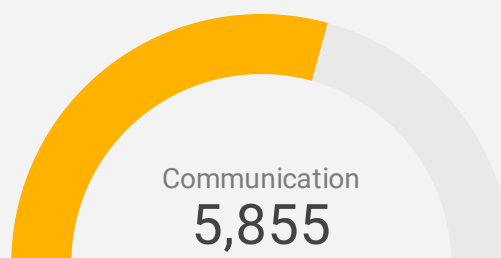
	JOB TITLE	COMPANY	LOCATION	WAGE VALUE ▾
1.	Associate Dentist	DR. MASSI DENTAL CLINIC	Town of Richmond Hill	311,962
2.	Az Single Highway Owner Operators	Skelton Truck Lines, Inc.	Town of East Gwillimbury	260,000
3.	B2c Sales Agent	Centennial Windows & Doors	Town of Newmarket	250,000
4.	(CAN) Customer Experience Front End Assistant Manager	WALMART	City of Vaughan	250,000
5.	(CAN) CAP 2 Assistant Manager	WALMART	City of Vaughan	250,000
6.	Sales Associate	Royal York PM	City of Vaughan	250,000
7.	Agent, Real Estate	Homelife3905	City of Vaughan	250,000
8.	Systems Engineer - Software	EXTREME NETWORKS	City of Markham	210,000
9.	Sales Associate	David Michael Originals Ltd.	Town of Newmarket	200,000
10.	Finance Manager	Canada One Auto Group	Town of Richmond Hill	200,000
11.	Optometrist	FIFTY SHADES SUNGLASSES	City of Markham	193,093
				1 - 100 / 6440 < >

TOP IN-DEMAND SKILLS

How many times were these skills found in job postings?

ACTIVE JOB POSTINGS THIS MONTH

26,950



KEY JOB REQUIREMENTS

How often are these requirements desired in job postings?

ACTIVE JOB POSTINGS THIS MONTH

26,950



Driver's License
482



First Aid
956



Regular Access to a Vehicle
789



Criminal Record Check
1,326



Microsoft Office
2,135



Food Safety
447

TOP OCCUPATIONS BY SKILL, FREQUENCY & DURATION

What jobs are in-demand and/or hard to fill?

	4 DIGIT NOC	4 DIGIT NOC NAME	SKILL LEVEL	POSTING COUNT	AVG POSTING LENGTH IN DAYS	MEDIAN POSTING LENGTH IN DAYS
1.	6421	Retail salespersons	NOC Skill Level C	1,236	17.7	18
2.	7452	Material handlers	NOC Skill Level C	1,057	20.8	18
3.	6552	Other customer and information services representatives	NOC Skill Level C	870	17.7	18
4.	1241	Administrative assistants	NOC Skill Level B	525	18.5	18
5.	621	Retail and wholesale trade managers	NOC Skill Level A	501	17.5	18
6.	6322	Cooks	NOC Skill Level B	489	26.0	18
7.	6711	Food counter attendants, kitchen helpers and related support occupations	NOC Skill Level D	431	18.0	18
8.	2173	Software engineers and designers	NOC Skill Level A	427	24.2	18
9.	1414	Receptionists	NOC Skill Level C	404	17.5	18
10.	7511	Transport truck drivers	NOC Skill Level C	392	19.4	18
11.	4412	Home support workers, housekeepers and related occupations	NOC Skill Level C	359	29.7	18
12.	1431	Accounting and related clerks	NOC Skill Level C	327	19.2	18
13.	6622	Store shelf stockers, clerks and order fillers	NOC Skill Level D	293	17.4	18
14.	6731	Light duty cleaners	NOC Skill Level D	280	21.8	18
15.	124	Advertising, marketing and public relations managers	NOC Skill Level A	261	20.5	18
16.	2132	Mechanical engineers	NOC Skill Level A	258	42.3	24
17.	6513	Food and beverage servers	NOC Skill Level C	258	19.7	18
18.	2171	Information systems analysts and consultants	NOC Skill Level A	247	17.6	18
19.	7514	Delivery and courier service drivers	NOC Skill Level C	239	17.4	18
20.	1221	Administrative officers	NOC Skill Level B	233	21.5	18
21.	7611	Construction trades helpers and labourers	NOC Skill Level D	227	25.0	18
22.	8612	Landscaping and grounds maintenance labourers	NOC Skill Level D	224	17.9	18
23.	1123	Professional occupations in advertising, marketing and public relations	NOC Skill Level A	219	19.2	18
24.	1114	Other financial officers	NOC Skill Level A	210	17.9	18
25.	1521	Shippers and receivers	NOC Skill Level C	209	18.2	18
26.	6411	Sales and account representatives - wholesale trade (non-technical)	NOC Skill Level C	206	15.9	18
27.	3012	Registered nurses and registered psychiatric nurses	NOC Skill Level A	199	20.6	16.5
28.	1121	Human resources professionals	NOC Skill Level A	199	18.9	18
29.	6211	Retail sales supervisors	NOC Skill Level B	191	22.8	18

JOB POSTINGS BY 3-DIGIT NATIONAL OCCUPATION CLASSIFICATION

What jobs are hard to fill and/or in-demand?

	3 DIGIT NOC	3 DIGIT NOC NAME	SKILL LEVEL	POSTING COUNT ▼	AVG POSTING LENGTH IN DAYS	MEDIAN POSTING LENGTH IN DAYS
1.	642	Retail salespersons	NOC Skill Level C	1,236	17.7	18
2.	745	Longshore workers and material handlers	NOC Skill Level C	1,058	20.8	18
3.	655	Customer and information services representatives	NOC Skill Level C	924	17.5	18
4.	217	Computer and information systems professionals	NOC Skill Level A	904	21.1	18
5.	751	Motor vehicle and transit drivers	NOC Skill Level C	673	18.6	18
6.	124	Office administrative assistants - general, legal and medical	NOC Skill Level B	622	18.3	18
7.	122	Administrative and regulatory occupations	NOC Skill Level B	612	19.7	18
8.	632	Chefs and cooks	NOC Skill Level B	601	25.4	18
9.	112	Human resources and business service professionals	NOC Skill Level A	587	19.7	18
10.	111	Auditors, accountants and investment professionals	NOC Skill Level A	570	19.9	18
11.	141	General office workers	NOC Skill Level C	524	17.6	18
12.	673	Cleaners	NOC Skill Level D	513	20.0	18
13.	062	Retail and wholesale trade managers	NOC Skill Level A	501	17.5	18
14.	152	Supply chain logistics, tracking and scheduling co-ordination occupations	NOC Skill Level C	481	18.1	18
15.	213	Civil, mechanical, electrical and chemical engineers	NOC Skill Level A	479	30.9	18
16.	143	Financial, insurance and related administrative support workers	NOC Skill Level C	469	19.1	18
17.	441	Home care providers and educational support occupations	NOC Skill Level C	434	30.7	18
18.	671	Food counter attendants, kitchen helpers and related support occupations	NOC Skill Level D	431	18.0	18
19.	421	Paraprofessional occupations in legal, social, community and education services	NOC Skill Level B	420	19.4	18
20.	662	Other sales support and related occupations	NOC Skill Level D	416	18.1	18
21.	012	Senior managers - construction, transportation, production and utilities	NOC Skill Level A	398	20.0	18
22.	651	Occupations in food and beverage service	NOC Skill Level C	363	20.7	18
23.	011	Senior managers - construction, transportation, production and utilities	NOC Skill Level A	354	21.8	18
24.	071	Managers in customer and personal services, n.e.c.	NOC Skill Level A	327	21.4	18
25.	341	Assisting occupations in support of health services	NOC Skill Level C	290	17.9	18
26.	416	Policy and program researchers, consultants and officers	NOC Skill Level A	282	21.4	18
27.	761	Trades helpers and labourers	NOC Skill Level D	275	24.8	18
28.	228	Technical occupations in computer and information systems	NOC Skill Level B	255	21.0	18

JOB POSTINGS BY 2-DIGIT NATIONAL OCCUPATION CLASSIFICATION

What jobs are hard to fill and/or in-demand?

	2 DIGIT NOC	2 DIGIT NOC NAME	SKILL LEVEL	POSTING COUNT	AVG POSTING LENGTH IN DAYS	MEDIAN POSTING LENGTH IN DAYS
1.	21	Professional occupations in natural and applied sciences	NOC Skill Level A	1,828	25.1	18
2.	65	Service representatives and other customer and personal services occupations	NOC Skill Level C	1,693	18.3	18
3.	12	Administrative and financial supervisors and administrative occupations	NOC Skill Level B	1,455	19.5	18
4.	64	Sales representatives and salespersons - wholesale and retail trade	NOC Skill Level C	1,442	17.5	18
5.	74	Other installers, repairers and servicers and material handlers	NOC Skill Level C	1,199	21.2	18
6.	11	Professional occupations in business and finance	NOC Skill Level A	1,157	19.8	18
7.	14	Office support occupations	NOC Skill Level C	1,091	18.5	18
8.	67	Service support and other service occupations, n.e.c.	NOC Skill Level D	1,030	18.9	18
9.	63	Service supervisors and specialized service occupations	NOC Skill Level B	1,009	25.3	18
10.	22	Technical occupations related to natural and applied sciences	NOC Skill Level B	938	20.6	18
11.	72	Industrial, electrical and construction trades	NOC Skill Level B	900	25.6	18
12.	01	Senior managers - construction, transportation, production and utilities	NOC Skill Level A	854	21.9	18
13.	06	Middle management occupations in retail and wholesale trade and customer services	NOC Skill Level A	788	20.4	18
14.	75	Transport and heavy equipment operation and related maintenance occupations	NOC Skill Level C	779	18.7	18
15.	62	Retail sales supervisors and specialized sales occupations	NOC Skill Level B	591	20.1	18
16.	66	Sales support occupations	NOC Skill Level D	589	17.3	18
17.	73	Maintenance and equipment operation trades	NOC Skill Level B	524	22.5	18
18.	15	Distribution, tracking and scheduling co-ordination occupations	NOC Skill Level C	507	18.0	18
19.	44	Care providers and educational, legal and public protection support occupations	NOC Skill Level C	445	30.3	18
20.	41	Professional occupations in law and social, community and government services	NOC Skill Level A	421	20.6	18
21.	42	Paraprofessional occupations in legal, social, community and education services	NOC Skill Level B	420	19.4	18
22.	52	Technical occupations in art, culture, recreation and sport	NOC Skill Level B	389	21.2	18
23.	32	Technical occupations in health	NOC Skill Level B	379	20.6	18
24.	07	Managers in customer and personal services, n.e.c.	NOC Skill Level A	365	21.3	18
25.	95	Assemblers in manufacturing	NOC Skill Level C	359	18.0	18
26.	94	Processing and manufacturing machine operators and related production workers	NOC Skill Level C	352	21.8	18
					1 - 46 / 46	< >

MULTILINGUAL JOB POSTINGS BY THE NUMBERS

ACTIVE POSTINGS
1,839

NEW POSTINGS
0

COMPANIES
878

LANGUAGES
11

OF DAYS POSTED

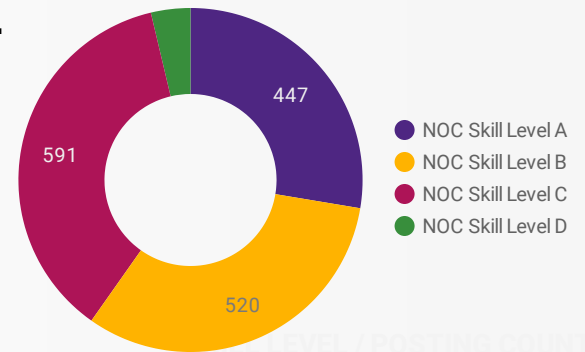
AVERAGE
21.8

MEDIAN
18

MULTILINGUAL JOB POSTINGS BY SKILL LEVEL

What language skills are employers looking for by occupational skill level?

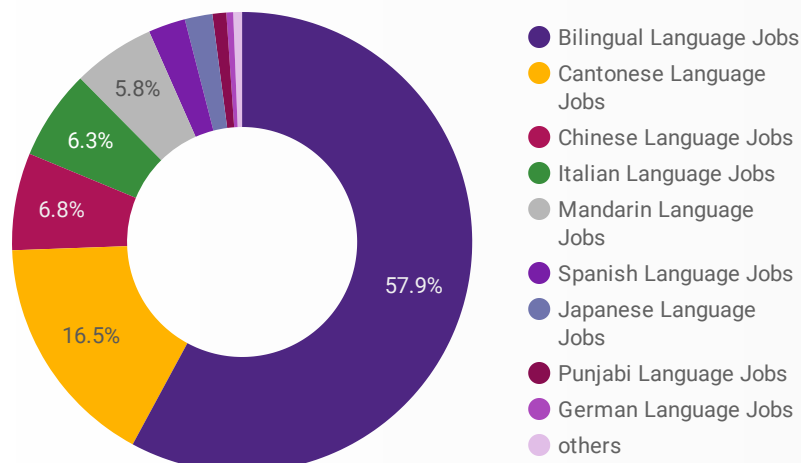
- 447** Skill Level A - Management/ Professional Occupations usually requiring University
- 520** Skill Level B - Usually college education or apprenticeship training
- 591** Skill Level C - Usually secondary education or occupation-specific training
- 60** Skill Level D - Usually on-the-job training



LANGUAGES	NOC Skill Level A	NOC Skill Level B	NOC Skill Level C	NOC Skill Level D
Bilingual Language Jobs	310	240	336	24
Cantonese Language Jobs	56	93	112	11
Italian Language Jobs	7	65	33	9
Chinese Language Jobs	17	49	40	3
Mandarin Language Jobs	37	33	20	1
Spanish Language Jobs	5	11	24	3
Japanese Language Jobs	3	22	11	4
Punjabi Language Jobs		2	11	5
German Language Jobs	7	1	1	
Arabic Language Jobs	4	1	1	
Vietnamese Language Jobs	1	3	2	

LANGUAGE SKILLS BREAKDOWN

Which kinds of language skills do employers seek?



	LANGUAGES	POSTING COUNT
1.	Bilingual Language Jobs	1,064
2.	Cantonese Language Jobs	303
3.	Chinese Language Jobs	120
4.	Italian Language Jobs	117
5.	Mandarin Language Jobs	104
6.	Spanish Language Jobs	45
7.	Japanese Language Jobs	41
8.	Punjabi Language Jobs	20
9.	German Language Jobs	12
10.	Arabic Language Jobs	7

LANGUAGE SKILLS BEING RECRUITED BY SKILL TYPE

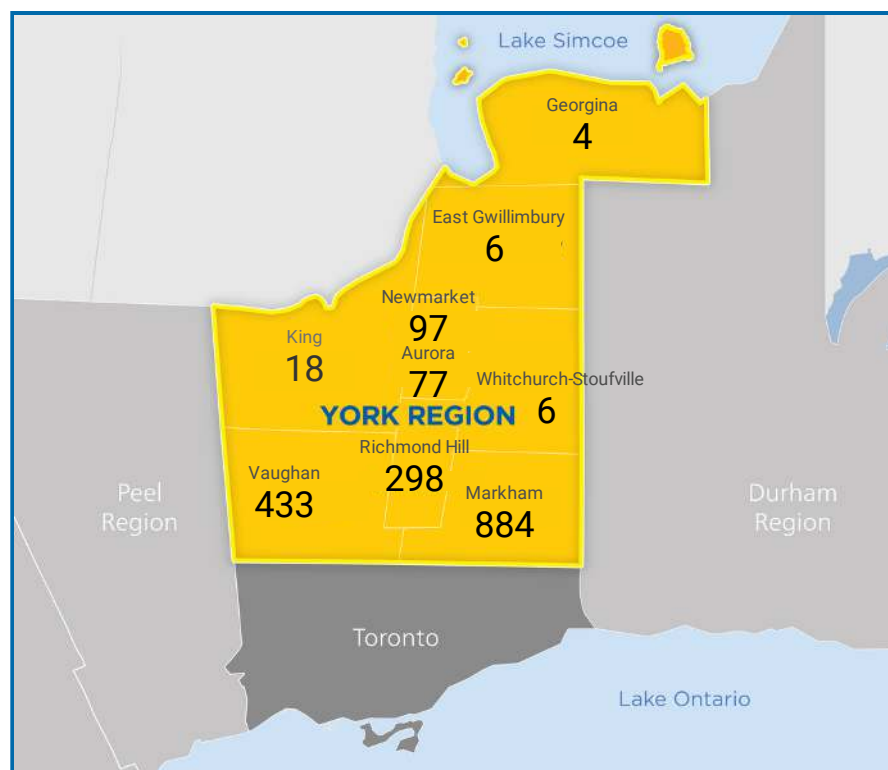
What language skills are sought by 1-Digit NOC?

SKILL TYPE NAME	Bilingual ...	Cantones...	Italian La...	Chinese ...	Mandarin...	Spanish ...	Grand total
Business, finance and administration occu...	213	116	11	43	43	5	442
Health occupations	47	14	2	10	1	1	76
Management occupations	103	16	7	7	20	2	159
Natural and applied sciences and related o...	67	2		8	5	4	91
Natural resources, agriculture and related ...				1			1
Occupations in art, culture, recreation and ...	21	3		1	3	1	30
Occupations in education, law and social, ...	118	26	5	9	4	2	171
Occupations in manufacturing and utilities	2	2			1	5	11
Sales and service occupations	306	82	89	18	7	20	564
Trades, transport and equipment operator...	33	11		12	7	3	73
Grand total	910	272	114	109	91	43	1,618

MULTILINGUAL JOB POSTINGS BY MUNICIPALITY

What language skills are sought by 4-Digit NOC?

	MUNICIPALITY	JOB LANGUAGES	AVG POSTING LENGTH IN DAYS	MEDIAN POSTING LENGTH IN DAYS
1.	City of Markham	884	23.7	18
2.	City of Vaughan	433	21.1	18
3.	Town of Richmond Hill	298	20.8	18
4.	Town of Newmarket	97	18.8	18
5.	Town of Aurora	77	18.6	18
6.	Township of King	18	19.2	18
7.	Town of East Gwillimbury	6	18.2	18
8.	Town of Whitchurch-Stouffville	6	18.8	18
9.	Town of Georgina	4	18.6	18



LANGUAGE DEMAND BY JOB

What language skills are sought by 4-Digit NOC?

4 DIGIT NOC NAME		POSTINGS ▾
1.	Other customer and information services re...	167
2.	Retail salespersons	93
3.	Cooks	62
4.	Administrative assistants	53
5.	Receptionists	50
6.	Professional occupations in advertising, ma...	36
7.	Human resources professionals	35
8.	Retail and wholesale trade managers	35
9.	Food and beverage servers	32
10.	Sales and account representatives - wholes...	32
11.	Elementary school and kindergarten teachers	30
12.	Advertising, marketing and public relations ...	30
13.	Administrative officers	29
14.	Accounting and related clerks	29
15.	Material handlers	28
16.	User support technicians	26
17.	Chefs	25
18.	Other financial officers	23
19.	Social and community service workers	22
20.	Food counter attendants, kitchen helpers an...	22
21.	Business development officers and marketi...	21
22.	Other instructors	19
23.	Home support workers, housekeepers and r...	18
24.	Corporate sales managers	17
25.	Professional occupations in business mana...	17
26.	Nursing co-ordinators and supervisors	16
27.	Financial sales representatives	16
28.	Other sales related occupations	14
29.	Accounting technicians and bookkeepers	14
30.	Collectors	14
31.	Purchasing agents and officers	12
1 - 100 / 203		< >

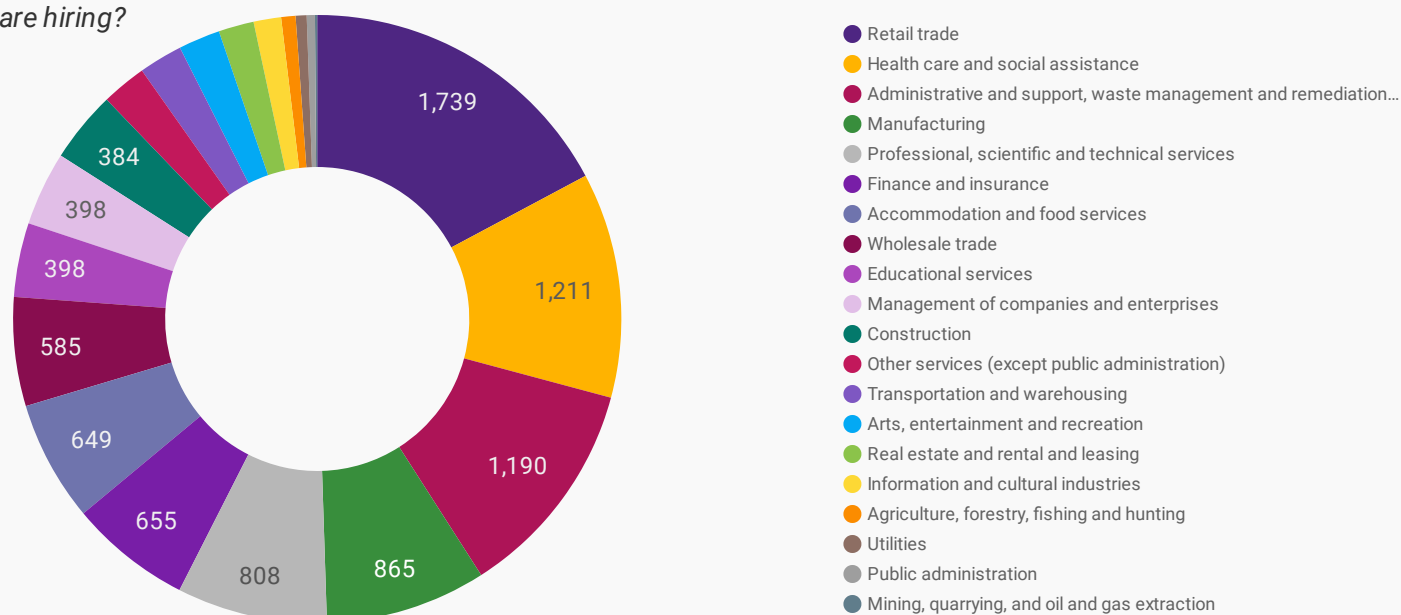
MULTILINGUAL HIRING EMPLOYERS

Which employers are seeking multilingual candidates?

COMPANY		POSTINGS ▾
1.	YORK REGION DISTRICT SCHOOL BOARD	37
2.	Farm Boy	25
3.	LHIN	24
4.	Randstad Canada	22
5.	TD BANK	21
6.	RANDSTAD	19
7.	Farm Boy Inc.	18
8.	Home and Community Care Support Services	16
9.	Grainger Canada	16
10.	TD	16
11.	ProValue	15
12.	BGIS	14
13.	LAURA CANADA	12
14.	KING LENDING MANAGEMENT INC	12
15.	ADIDAS	11
16.	STAPLES CANADA	11
17.	Kijiji Jobs	11
18.	SENTREX	10
19.	Johnson & Johnson	10
20.	Canadian Mental Health Association / CMHA, York and South Simcoe	10
21.	CENTURY 21 KENNECT REALTY	9
22.	EnGenius Technologies	8
23.	Re/Max Imperial Realty Inc., Brokerage	8
24.	IBM	8
25.	MARCELLO'S PIZZERIA	8
26.	Tapagria Spanish Tapas Bar	8
27.	BELL MOBILITY/BELL MOBILITÄ%	8
28.	WSP	8
29.	Liquor Control Board of Ontario	7
30.	Visual Defence Inc	7
1 - 50 / 881		< >

TOP HIRING SECTORS BY 2-DIGIT NAICS CODE

What sectors are hiring?



	2-DIGIT NAICS LABEL	NAICS CODE	POSTING COUNT	AVG POSTING LENGTH IN DAYS	MEDIAN POSTING LENGTH IN DAYS
1.	Retail trade	44-45	1,739	17.9	18
2.	Health care and social assistance	62	1,211	18.8	18
3.	Administrative and support, waste management and remediation services	56	1,190	20.2	18
4.	Manufacturing	31-33	865	23.3	18
5.	Professional, scientific and technical services	54	808	22.5	18
6.	Finance and insurance	52	655	16.6	18
7.	Accommodation and food services	72	649	21.2	18
8.	Wholesale trade	41	585	19.6	18
9.	Educational services	61	398	21.9	18
10.	Management of companies and enterprises	55	398	17.4	18
11.	Construction	23	384	22.1	18
12.	Other services (except public administration)	81	242	17.7	18
13.	Transportation and warehousing	48-49	235	19.1	18
14.	Arts, entertainment and recreation	71	224	17.6	18
15.	Real estate and rental and leasing	53	190	18.2	18
16.	Information and cultural industries	51	148	19.4	15
17.	Agriculture, forestry, fishing and hunting	11	77	13.6	16
18.	Utilities	22	59	14.1	18
19.	Public administration	91	44	16.4	18
20.	Mining, quarrying, and oil and gas extraction	21	12	17.6	18

NOTE: NAICS code 56 includes Employment Agencies. Manufacturing includes codes 31-33, Retail Trade includes codes 44-45 and Transportation and Warehousing includes codes 48-49.

TOP HIRING SECTORS BY 3-DIGIT NAICS CODE

What sectors are hiring?

	3-DIGIT NAICS LABEL	NAICS CODE	POSTING COUNT ▾	AVG POSTING LENGTH IN DAYS	MEDIAN POSTING LENGTH IN DAYS
1.	Administrative and support services	561	1,180	20.2	18
2.	Professional, scientific and technical services	541	808	22.5	18
3.	Hospitals	622	630	20.4	18
4.	Food services and drinking places	722	566	21.8	18
5.	Credit intermediation and related activities	522	401	15.0	15
6.	Management of companies and enterprises	551	398	17.4	18
7.	Educational services	611	398	21.9	18
8.	Ambulatory health care services	621	347	17.4	18
9.	Food and beverage stores	445	341	18.7	18
10.	Clothing and clothing accessories stores	448	320	20.5	18
11.	Building material and garden equipment and supplies dealers	444	243	14.3	17
12.	Specialty trade contractors	238	209	21.8	18
13.	Social assistance	624	206	17.1	18
14.	Amusement, gambling and recreation industries	713	205	17.5	18
15.	Transportation equipment manufacturing	336	189	22.5	15
16.	Motor vehicle and parts dealers	441	184	19.0	18
17.	Insurance carriers and related activities	524	181	17.6	18
18.	Machinery, equipment and supplies merchant wholesalers	417	166	16.1	18
19.	Building material and supplies merchant wholesalers	416	162	19.1	18
20.	Health and personal care stores	446	159	15.0	15
21.	General merchandise stores	452	157	8.2	3
22.	Furniture and home furnishings stores	442	120	19.7	18
23.	Repair and maintenance	811	119	17.4	18
24.	Real estate	531	117	19.0	18
25.	Fabricated metal product manufacturing	332	101	26.3	18
26.	Construction of buildings	236	97	21.2	18
27.	Electronics and appliance stores	443	95	35.5	18
28.	Personal and laundry services	812	94	16.3	18
29.	Telecommunications	517	92	19.3	15
30.	Couriers and messengers	492	83	15.3	15
31.	Accommodation services	721	83	17.7	18

TOP HIRING SECTORS BY 4-DIGIT NAICS CODE

What sectors are hiring?

	4-DIGIT NAICS LABEL	NAICS CODE	POSTING COUNT ▾	AVG POSTING LENGTH IN DAYS	MEDIAN POSTING LENGTH IN DAYS
1.	Employment services	5613	874	19.4	18
2.	General medical and surgical hospitals	6221	628	20.4	18
3.	Full-service restaurants and limited-service eating places	7225	545	21.9	18
4.	Management of companies and enterprises	5511	398	17.4	18
5.	Depository credit intermediation	5221	377	14.9	15
6.	Elementary and secondary schools	6111	280	22.3	18
7.	Architectural, engineering and related services	5413	280	27.7	18
8.	Clothing stores	4481	273	20.5	18
9.	Grocery stores	4451	238	18.8	17.5
10.	Building material and supplies dealers	4441	230	14.3	17
11.	Computer systems design and related services	5415	181	19.8	18
12.	Motor vehicle parts manufacturing	3363	174	22.7	15
13.	Services to buildings and dwellings	5617	170	19.6	18
14.	Agencies, brokerages and other insurance related activities	5242	168	17.6	18
15.	Automobile dealers	4411	164	19.3	18
16.	Health and personal care stores	4461	159	15.0	15
17.	Other amusement and recreation industries	7139	150	17.6	18
18.	Offices of other health practitioners	6213	133	17.6	18
19.	Department stores	4521	128	5.8	3
20.	Child day-care services	6244	121	17.3	18
21.	Management, scientific and technical consulting services	5416	116	20.7	18
22.	Offices of dentists	6212	115	16.9	18
23.	Other schools and instruction	6116	101	18.1	18
24.	Electrical, plumbing, heating and air-conditioning equipment and supplies merchant wholesalers	4161	101	17.4	18
25.	Building equipment contractors	2382	101	19.1	18
26.	Specialty food stores	4452	96	18.2	18
27.	Other professional, scientific and technical services	5419	95	17.7	18
28.	Electronics and appliance stores	4431	95	35.5	18
29.	Other telecommunications	5179	90	19.3	15
30.	Other machinery, equipment and supplies merchant wholesalers	4179	89	14.0	18
31.	Individual and family services	6241	82	16.8	18

TOP HIRING SECTORS BY 5-DIGIT NAICS CODE

What sectors are hiring?

	5-DIGIT NAICS LABEL	NAICS CODE	POSTING COUNT ▾	AVG POSTING LENGTH IN DAYS	MEDIAN POSTING LENGTH IN DAYS
1.	Employment placement agencies and executive search services	56131	814	19.3	18
2.	General medical and surgical hospitals	62211	628	20.4	18
3.	Full-service restaurants and limited-service eating places	72251	545	21.9	18
4.	Management of companies and enterprises	55111	398	17.4	18
5.	Banking	52211	377	14.9	15
6.	Elementary and secondary schools	61111	280	22.3	18
7.	Supermarkets and other grocery (except convenience) stores	44511	238	18.8	17.5
8.	Engineering services	54133	233	29.7	18
9.	Computer systems design and related services	54151	181	19.8	18
10.	Insurance agencies and brokerages	52421	138	17.8	18
11.	New car dealers	44111	134	20.8	18
12.	Motor vehicle transmission and power train parts manufacturing	33635	132	22.8	15
13.	Department stores	45211	128	5.8	3
14.	Child day-care services	62441	121	17.3	18
15.	Offices of dentists	62121	115	16.9	18
16.	Family clothing stores	44814	109	21.5	18
17.	Hardware stores	44413	99	9.4	8
18.	Electronics and appliance stores	44314	95	35.5	18
19.	Management consulting services	54161	94	21.6	18
20.	Other telecommunications	51791	90	19.3	15
21.	Home centres	44411	89	16.7	18
22.	Landscaping services	56173	88	19.2	18
23.	Pharmacies and drug stores	44611	86	13.8	15
24.	Other specialty food stores	44529	80	18.3	18
25.	Fitness and recreational sports centres	71394	78	17.7	18
26.	All other schools and instruction	61169	77	18.3	18
27.	Janitorial services	56172	75	20.3	18
28.	Hotels (except casino hotels) and motels	72111	73	17.7	18
29.	Professional machinery, equipment and supplies merchant wholesalers	41793	72	14.0	18
30.	Offices of all other health practitioners	62139	70	17.8	18
31.	Residential building construction	23611	69	22.5	18

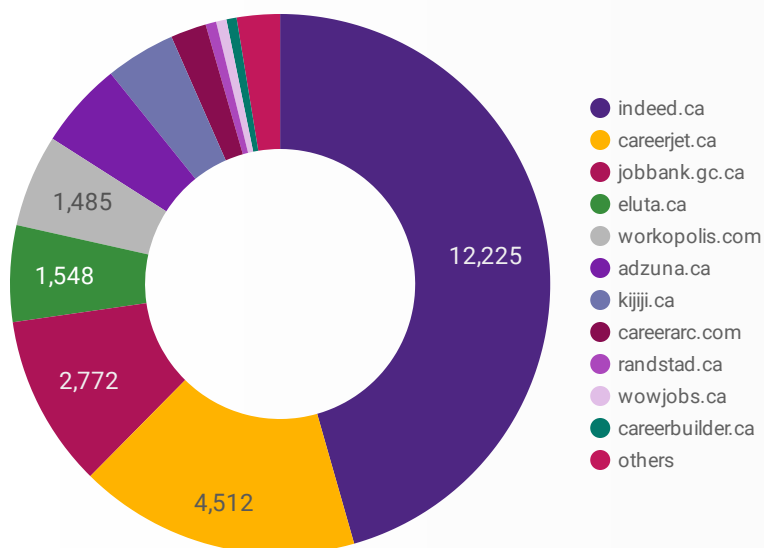
TOP HIRING SECTORS BY 6-DIGIT NAICS CODE

What sectors are hiring?

	6-DIGIT NAICS LABEL	NAICS CODE	POSTING COUNT	AVG POSTING LENGTH IN DAYS	MEDIAN POSTING LENGTH IN DAYS
1.	Employment placement agencies and executive search services	561310	814	19.3	18
2.	Full-service restaurants	722511	435	22.3	18
3.	General (except paediatric) hospitals	622111	433	20.4	18
4.	Holding companies	551113	398	17.4	18
5.	Corporate and institutional banking industry	522112	347	14.9	15
6.	Elementary and secondary schools	611110	280	22.3	18
7.	Supermarkets and other grocery (except convenience) stores	445110	238	18.8	17.5
8.	Engineering services	541330	233	29.7	18
9.	Paediatric hospitals	622112	195	20.3	18
10.	Computer systems design and related services (except video game design and development)	541514	181	19.8	18
11.	Insurance agencies and brokerages	524210	138	17.8	18
12.	New car dealers	441110	134	20.8	18
13.	Motor vehicle transmission and power train parts manufacturing	336350	132	22.8	15
14.	Department stores	452110	128	5.8	3
15.	Child day-care services	624410	121	17.3	18
16.	Offices of dentists	621210	115	16.9	18
17.	Limited-service eating places	722512	110	20.7	18
18.	Family clothing stores	448140	109	21.5	18
19.	Hardware stores	444130	99	9.4	8
20.	All other telecommunications	517919	90	19.3	15
21.	Home centres	444110	89	16.7	18
22.	Appliance, television and other electronics stores	443143	89	37.1	18
23.	Landscaping services	561730	88	19.2	18
24.	Pharmacies and drug stores	446110	86	13.8	15
25.	Fitness and recreational sports centres	713940	78	17.7	18
26.	All other schools and instruction	611690	77	18.3	18
27.	Janitorial services (except window cleaning)	561722	74	20.5	18
28.	Hotels	721111	73	17.7	18
29.	Professional machinery, equipment and supplies merchant wholesalers	417930	72	14.0	18
30.	Offices of all other health practitioners	621390	70	17.8	18

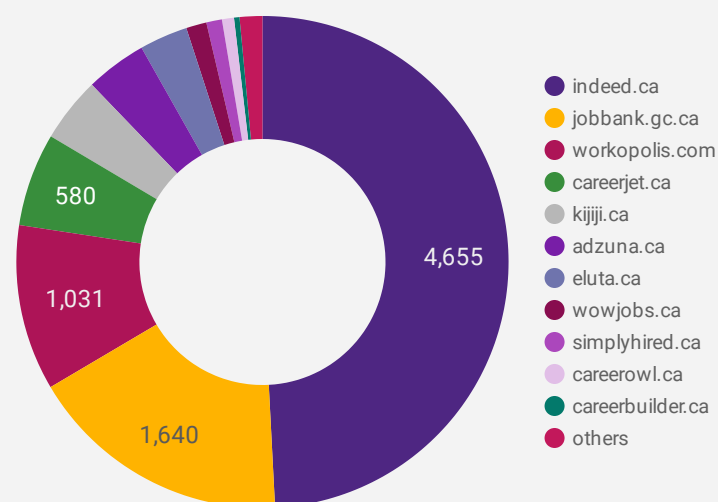
JOB POSTINGS BY JOB BOARD

What share of unique job postings appear on each job board?



COMPANIES BY JOB BOARD

What share of unique job postings appear on each job board?



JOB POSTING DETAILS BY JOB BOARD

How does job posting activity differ by job board?

	JOB BOARD	POSTING COUNT ▾	AVG POSTING LENGTH IN DAYS	MEDIAN POSTING LENGTH IN DAYS	# OF COMPANIES
1.	indeed.ca	12,225	18.0	18	4,655
2.	careerjet.ca	4,512	25.3	15	580
3.	jobbank.gc.ca	2,772	36.0	29	1,640
4.	eluta.ca	1,548	18.0	18	300
5.	workopolis.com	1,485	15.0	15	1,031
6.	adzuna.ca	1,387	15.0	15	380
7.	kijiji.ca	1,125	15.0	15	405
8.	careerarc.com	574	56.0	54	26
9.	randstad.ca	171	70.3	90	1
10.	wowjobs.ca	167	15.0	15	127
11.	careerbuilder.ca	163	17.2	16	34
12.	jobillico.com	129	23.5	15	30
13.	careerowl.ca	117	172.5	183	75
14.	simplyhired.ca	112	15.0	15	97
15.	itjobs.ca	78	56.3	50	14
16.	rncareers.ca	68			14
17.	network.applytoeducation.com	37	8.3	7	6