

JOB DEMAND REPORT

JUNE 2022

HIGHLIGHTS

JOB POSTINGS BY THE NUMBERS

POSTING COUNT	NEW THIS MONTH	COMPANIES	JOB BOARDS
25,644	15,428	7,637	37

OF DAYS POSTED

AVERAGE	MEDIAN
20.9	18

REPORT BUILDER

The default filter selection below will show all job demand data for the month. You can use the filters to create a customized report for the purpose of understanding a subset of the data.

OCCUPATION FILTERS

SKILL TYPE NAME / 1-DIGIT NOC	▼
MAJOR GROUP / 2-DIGIT NOC	▼
MINOR GROUP / 3-DIGIT NOC	▼
UNIT GROUP / 4-DIGIT NOC	▼
SKILL LEVEL	▼
JOB TYPE	▼
JOB DURATION	▼
ADDITIONAL LANGUAGE	▼
SPECIFIC JOB TAGS	▼

INDUSTRY/SECTOR FILTERS

HIRING SECTOR BY 2-DIGIT NAICS CODE	▼
HIRING SECTOR BY 3-DIGIT NAICS CODE	▼
HIRING SECTOR BY 4-DIGIT NAICS CODE	▼
HIRING SECTOR BY 5-DIGIT NAICS CODE	▼
HIRING SECTOR BY 6-DIGIT NAICS CODE	▼

OTHER FILTERS

MUNICIPALITY	▼
JOB BOARD	▼

NOC = National Occupation Classification | NAICS = North American Industry Classification System

Page 1 of 20

Source:

Job posting data collected by Workforce Planning Board of York Region from job boards and employer websites who recruit candidates in York Region.

Canada

EMPLOYMENT
ONTARIO

EMPLOI
ONTARIO

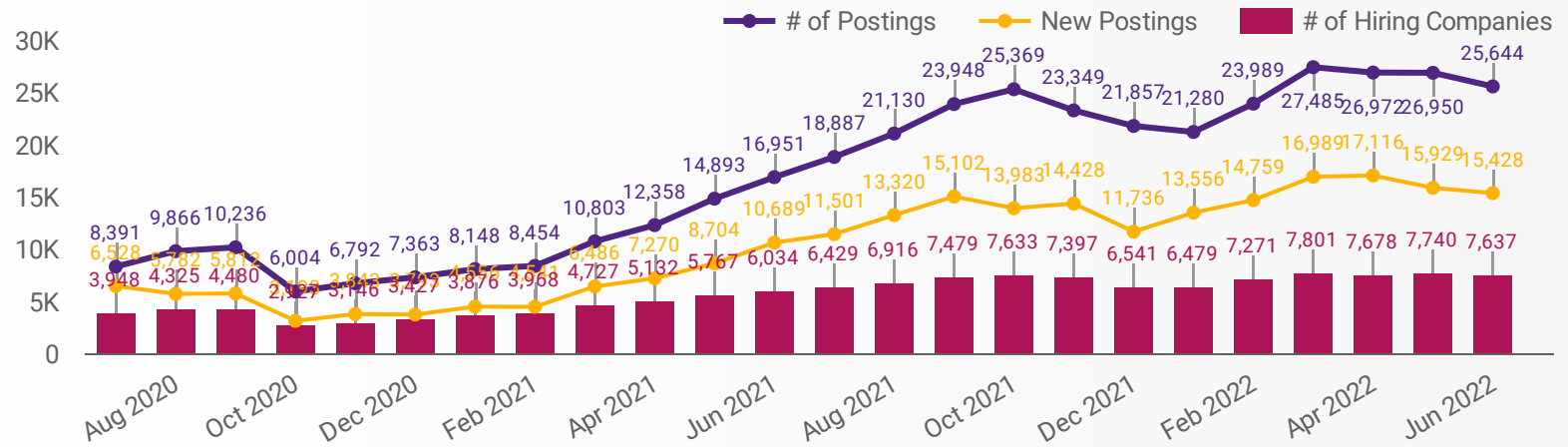
Ontario

This Employment Ontario service is funded in part by the Government of Canada and the Government of Ontario.

Ce service Emploi Ontario est financé en partie par le gouvernement du Canada et le gouvernement de l'Ontario.

JOB POSTINGS BY MONTH FOR YORK REGION

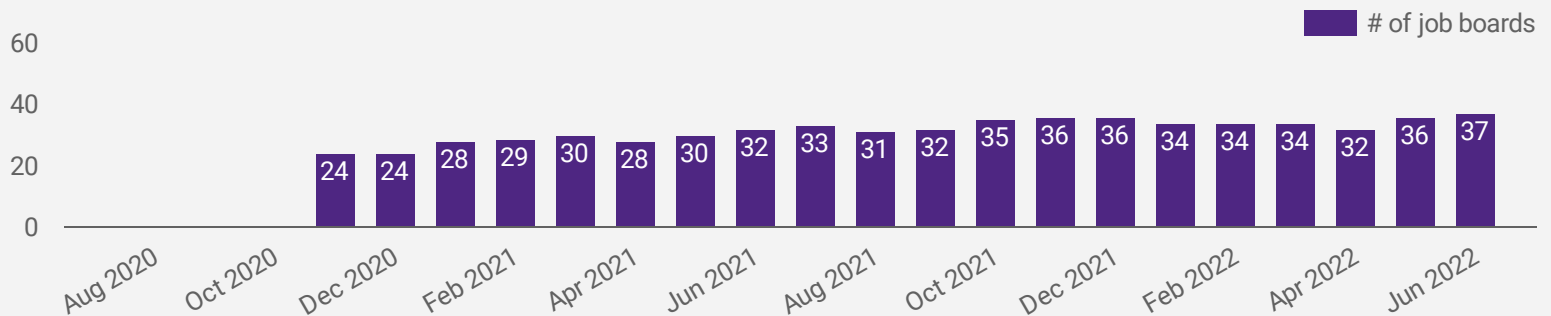
How many job postings were active for at least 1 day this month?



NOTE: This graph cannot be filtered using the controls on the cover page

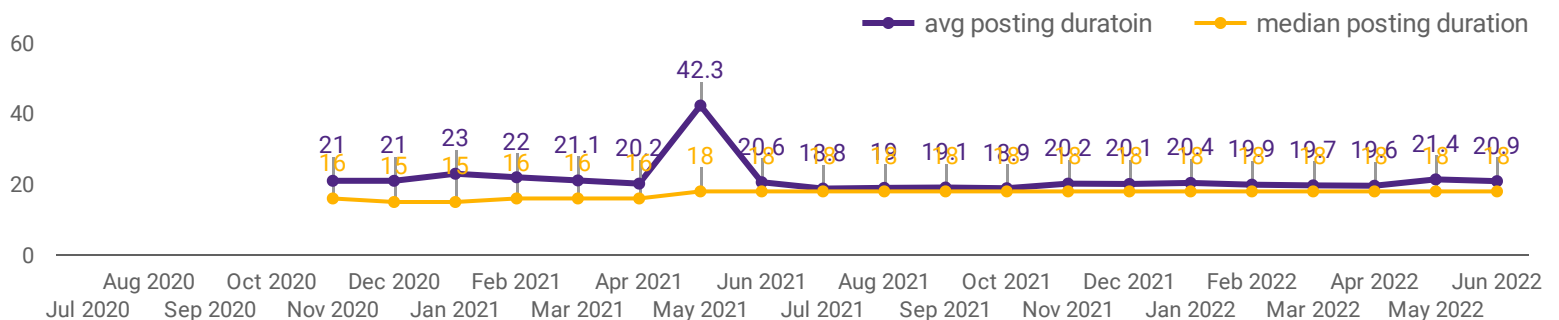
NUMBER OF ACTIVE JOB BOARDS

How many job postings were active for at least 1 day this month on these job boards?



AVG & MEDIAN POSTING LENGTH BY DAYS

How long are employers having to recruit for to find candidates to fill their job vacancies?



POST DATE TIMELINE FOR THIS MONTH'S ACTIVE JOB POSTINGS

How many job postings were active for at least 1 day this month?



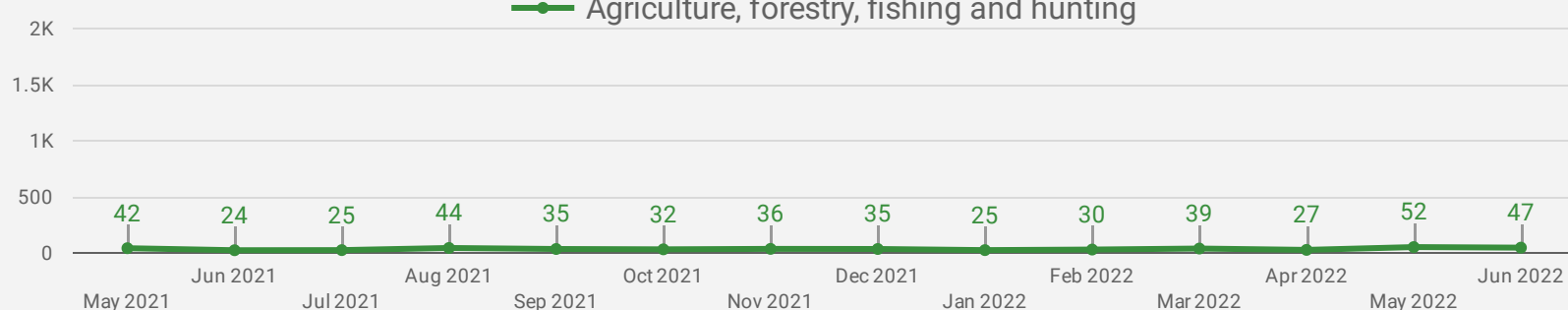
DEMAND BY KEY SECTOR (YORK REGION)

How many job postings were active for at least 1 day this month by sector?

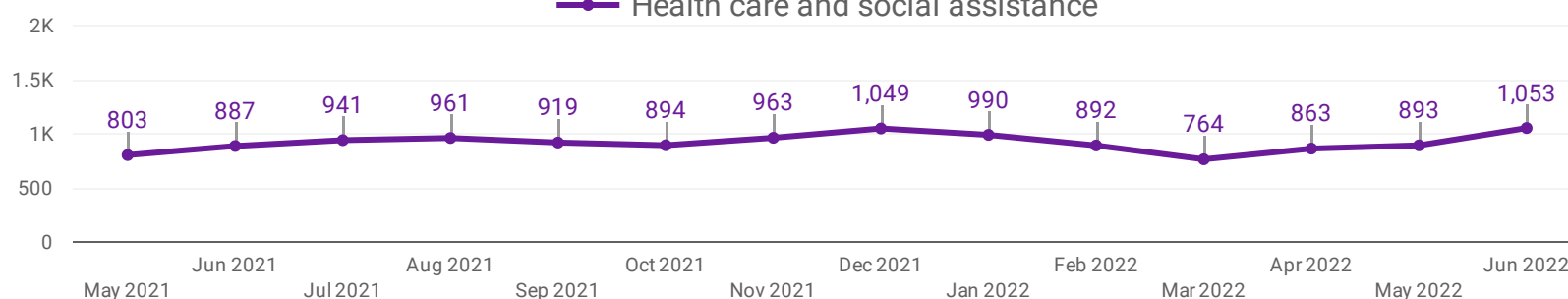
Manufacturing



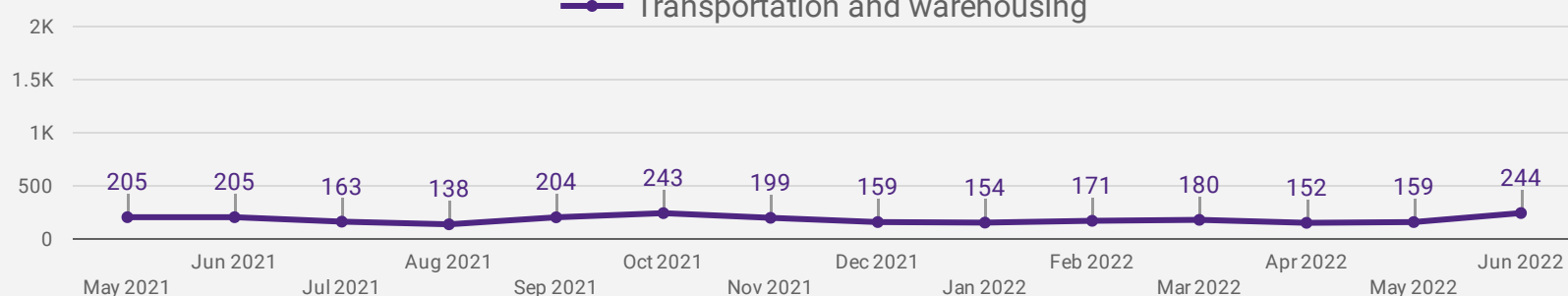
Agriculture, forestry, fishing and hunting



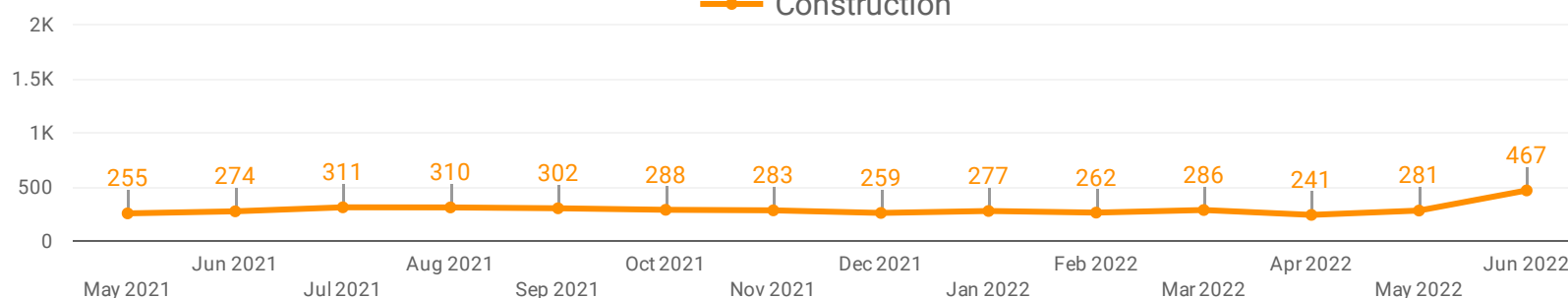
Health care and social assistance



Transportation and warehousing



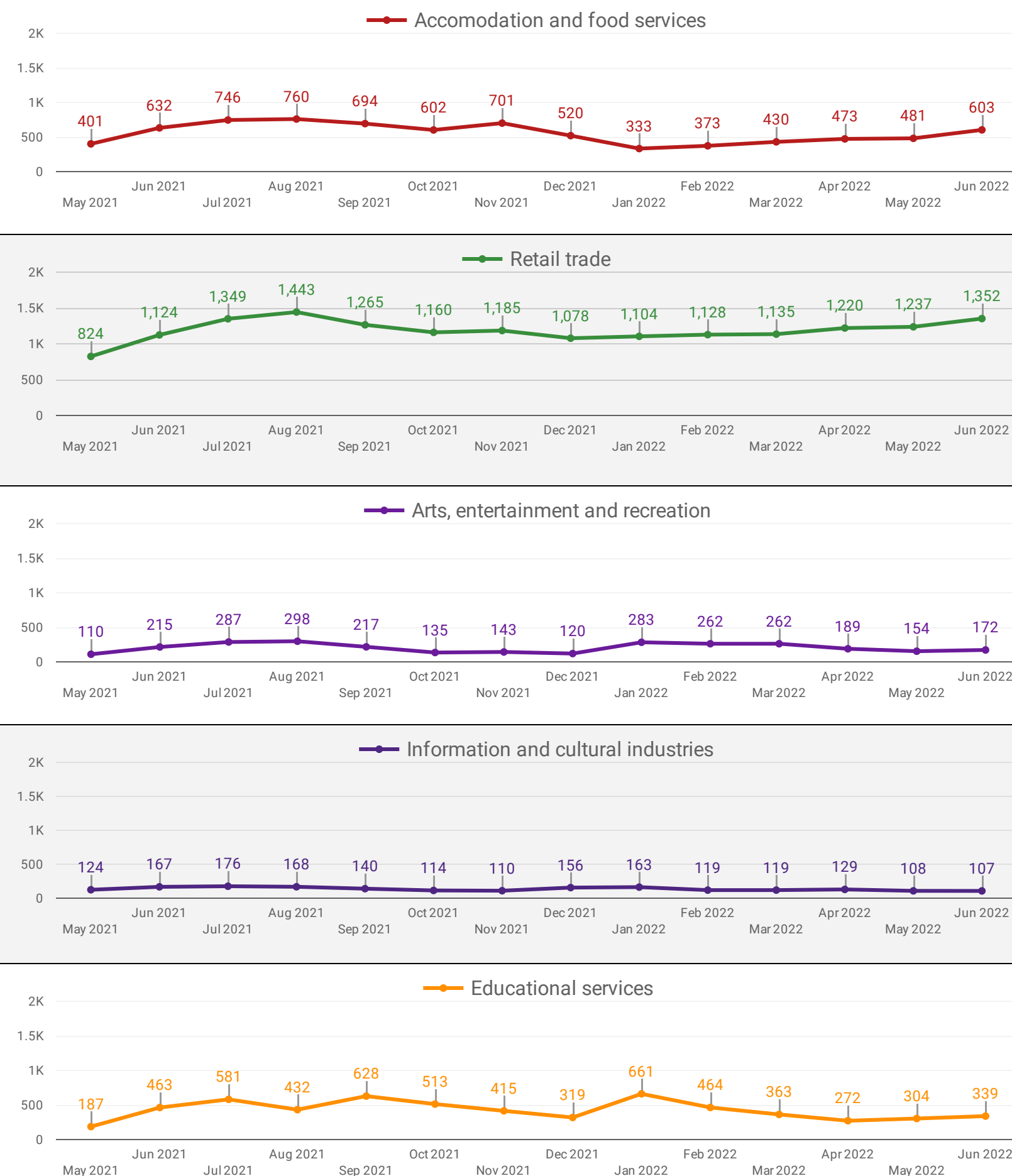
Construction



NOTE: This graph cannot be filtered using the controls on the cover page

DEMAND BY IMPACTED SECTOR (YORK REGION)

How many job postings were active for at least 1 day this month by sector?

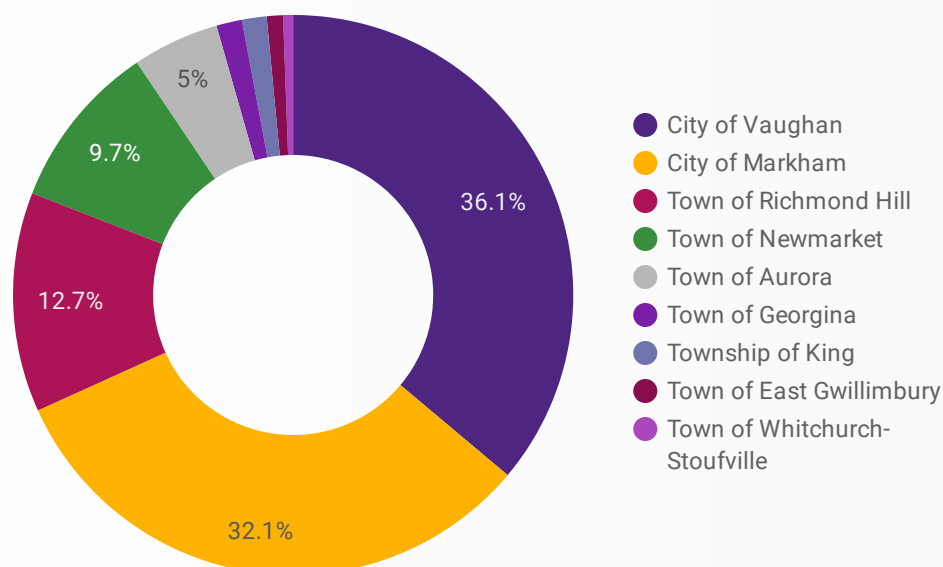


NOTE: This graph cannot be filtered using the controls on the cover page

JOB POSTINGS BY MUNICIPALITY

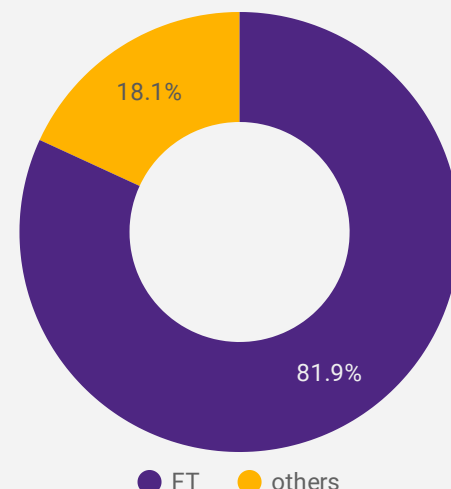
Where are job opportunities being offered?

	MUNICIPALITY	POSTING COUNT	AVG POSTING LENGTH IN DAYS	MEDIAN POSTING LENGTH IN DAYS
1.	City of Vaughan	9,027	21.1	18
2.	City of Markham	8,025	21.5	18
3.	Town of Richmond Hill	3,171	21.0	18
4.	Town of Newmarket	2,414	19.6	18
5.	Town of Aurora	1,251	19.6	18
6.	Town of Georgina	370	19.6	18
7.	Township of King	356	19.0	18
8.	Town of East Gwillimbury	234	21.7	15
9.	Town of Whitchurch-Stouffville	144	21.2	18



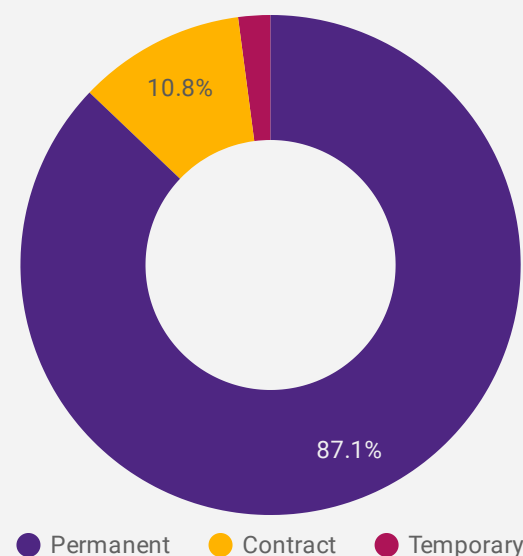
JOB TYPE

Full-time vs Part-time



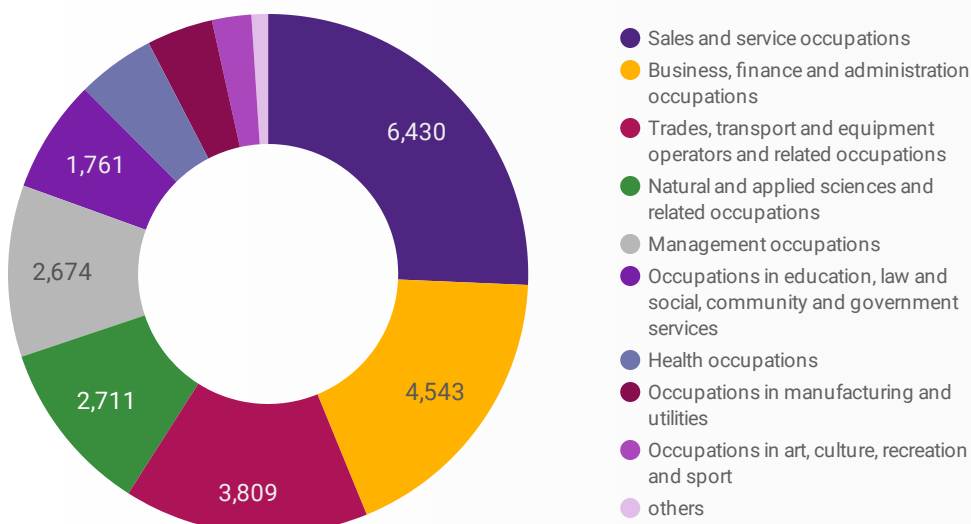
JOB DURATION

Permanency of jobs posted



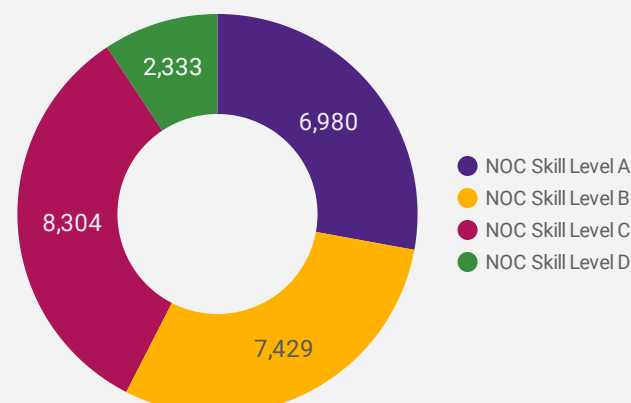
JOB POSTINGS BY SKILL TYPE

What skill type is being recruited?



JOB POSTINGS BY SKILL LEVEL

What education do occupations typically require?



Skill Level A = Usually University education | Skill Level B = Usually College education or Apprenticeship training | Skill Level C = Usually Secondary education or occupation-specific training | Skill Level D = Usually on-the-job training

TOP HIRING EMPLOYERS & AGENCIES

Who is hiring?

	COMPANY	MUNICIPALITY	POSTINGS COUNT ▾	AVG POSTING LENGTH IN DAYS	MEDIAN POSTING LENGTH IN DAYS
1.	AMD	City of Markham	342	37.9	25
2.	MARKHAM STOUFFVILLE HOSPITAL	City of Markham	298	16.6	15
3.	YORK REGION DISTRICT SCHOOL BOARD	City of Markham	175	10.5	15
4.	AMD / Advanced Micro Devices, Inc.	City of Markham	143	18.0	18
5.	SOUTHLAKE REGIONAL HEALTH CENTRE	Town of Newmarket	142	24.7	22
6.	MACKENZIE HEALTH	Town of Richmond Hill	126	26.3	18
7.	MACKENZIE HEALTH	City of Vaughan	105	26.6	18
8.	Randstad Canada	City of Markham	104	76.7	90
9.	Southlake Regional Health Care Centre	Town of Newmarket	88	18.0	18
10.	City of Markham	City of Markham	82	13.3	18
11.	RANDSTAD	City of Vaughan	81	21.2	18
12.	Zanchin Automotive Group	City of Vaughan	72	19.7	18
13.	Qualcomm	City of Markham	66	27.2	35
14.	Municipality of York	Town of Newmarket	62	14.0	14
15.	YORK REGION DISTRICT SCHOOL BOARD	Town of Richmond Hill	61	14.9	18
16.	AECOM	City of Markham	61	14.9	15
17.	YORK REGION DISTRICT SCHOOL BOARD	City of Vaughan	61	11.5	15
18.	General Motors	City of Markham	61	18.6	15
19.	York Region	Town of Newmarket	60	19.9	18
20.	YORK REGION DISTRICT SCHOOL BOARD	Town of Newmarket	59	15.2	15
21.	RANDSTAD	City of Markham	58	29.0	35
22.	MAGNA INTERNATIONAL	City of Vaughan	57	17.0	15
23.	Advanced Micro Devices	City of Markham	55	19.8	22
24.	TD BANK	City of Markham	55	15.6	18
25.	AWIN	City of Markham	55	17.6	18
26.	WSP	City of Markham	53	49.8	55
27.	Town of Newmarket	Town of Newmarket	53	28.1	18
1 - 50 / 9098					< >

TOP HOURLY WAGES IN JOB POSTINGS

What are employers willing to pay to find the perfect candidate?

of Minimum Wage Job Postings
217

	JOB TITLE	COMPANY	LOCATION	WAGE VALUE ▾
1.	General Manager - Financial, Communications And Other Business Services	SCI Ltd	City of Markham	114 
2.	Physiotherapist	Body Cure Sport and Therapy	City of Vaughan	96 
3.	Programming Manager	Cynet Systems	City of Markham	89 
4.	Developer, Software	ZCOM Systems Group Inc.	City of Vaughan	85 
5.	Director, Human Resources - Full Time - Markham Site	MARKHAM STOUFFVILLE HOSPITAL	City of Markham	84.54 
6.	Patient Care Director, Childrens & Childbirth Services And Alongside Midwifery Unit (amu) - Full-time - Markham Site	MARKHAM STOUFFVILLE HOSPITAL	City of Markham	84.54 
7.	Selling Assets	Blue Beacon of Canada	Town of Aurora	80.28 
8.	Esthetician	A. Spa	City of Markham	80 
9.	Chiropractor	Ritz & Hydroactive Clinics	City of Markham	71 
10.	R.m.t Wanted	A. Spa	City of Markham	70 
11.	Chief Financial Officer (cfo) - Financial, Communications And Other Business Services	Land Services Group LTD	City of Markham	70 
				1 - 100 / 3572 < >

TOP SALARIES IN JOB POSTINGS

What are employers willing to pay to find the perfect candidate?

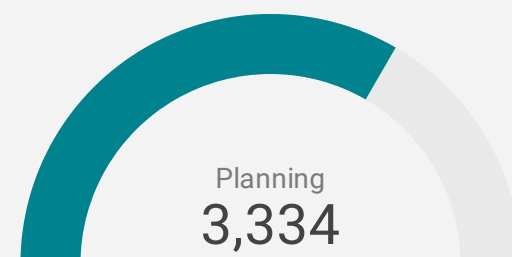
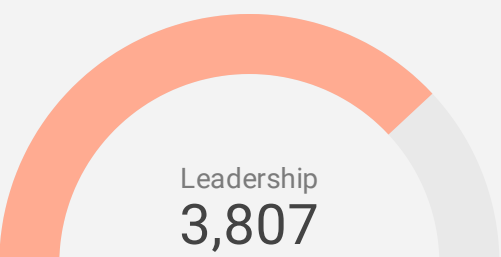
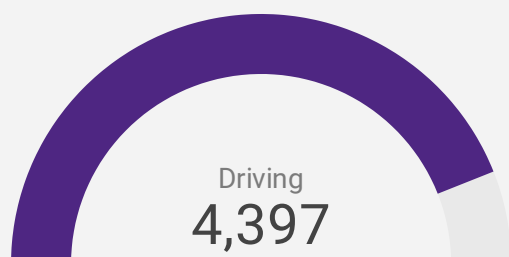
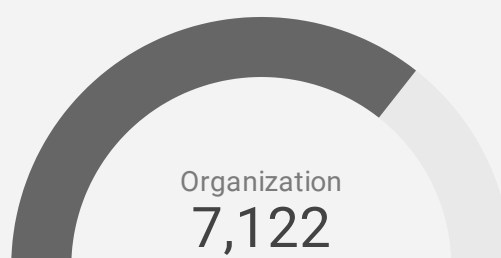
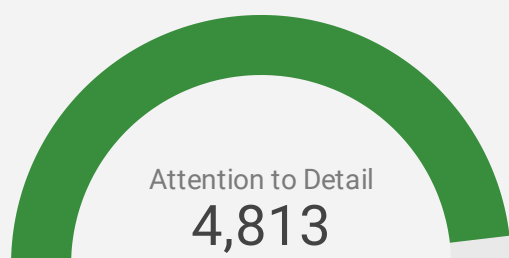
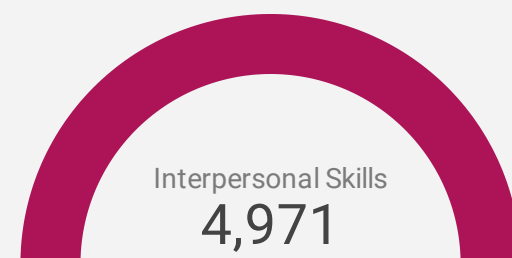
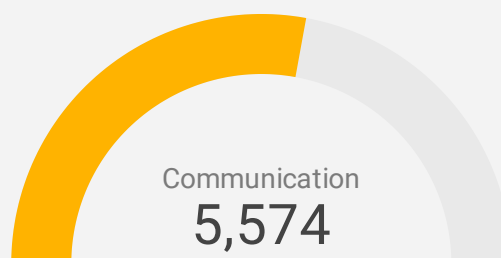
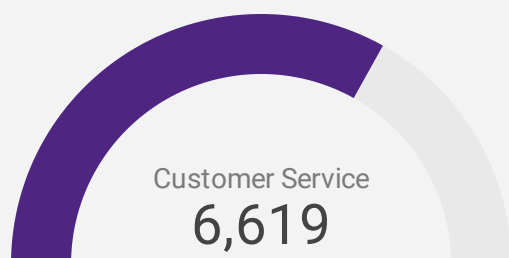
	JOB TITLE	COMPANY	LOCATION	WAGE VALUE ▾
1.	Gastroenterologist â€” Markham Stouffville Hospital	MARKHAM STOUFFVILLE HOSPITAL	City of Markham	280,000 
2.	Hiring Flatbed AZ Owner-Operators	ITX LOGISTICS INC.	City of Vaughan	250,000 
3.	Agent, Real Estate	Homelife3905	City of Vaughan	250,000 
4.	Sales Representative	Royal York Property Management	City of Vaughan	250,000 
5.	Sales Agent	Royal York Property Management	City of Vaughan	250,000 
6.	(CAN) CAP 2 Assistant Manager	WALMART	Town of Aurora	250,000 
7.	Vice-president Head Of Technology And Operations	Unknown	Town of Richmond Hill	245,000 
8.	Systems Engineer - Software	EXTREME NETWORKS	City of Markham	210,000 
9.	Sales Associate	David Michael Originals Ltd.	Town of Newmarket	200,000 
10.	Director Of Revenue Operations Jobs In Markham	Robert Half Canada	City of Markham	170,000 
				1 - 100 / 4801 < >

TOP IN-DEMAND SKILLS

How many times were these skills found in job postings?

ACTIVE JOB POSTINGS THIS MONTH

25,644



KEY JOB REQUIREMENTS

How often are these requirements desired in job postings?

ACTIVE JOB POSTINGS THIS MONTH

25,644



Driver's License
461



First Aid
927



Regular Access to a Vehicle
770



Criminal Record Check
1,573



Microsoft Office
2,045



Food Safety
453

TOP OCCUPATIONS BY SKILL, FREQUENCY & DURATION

What jobs are in-demand and/or hard to fill?

	4 DIGIT NOC	4 DIGIT NOC NAME	SKILL LEVEL	POSTING COUNT	AVG POSTING LENGTH IN DAYS	MEDIAN POSTING LENGTH IN DAYS
1.	6421	Retail salespersons	NOC Skill Level C	1,039	19.4	18
2.	7452	Material handlers	NOC Skill Level C	1,010	18.7	18
3.	6552	Other customer and information services representatives	NOC Skill Level C	911	18.3	18
4.	1241	Administrative assistants	NOC Skill Level B	540	19.8	18
5.	621	Retail and wholesale trade managers	NOC Skill Level A	524	18.7	18
6.	6711	Food counter attendants, kitchen helpers and related support occupations	NOC Skill Level D	502	18.5	18
7.	6322	Cooks	NOC Skill Level B	483	21.1	18
8.	7511	Transport truck drivers	NOC Skill Level C	394	18.9	18
9.	1414	Receptionists	NOC Skill Level C	378	18.0	18
10.	4032	Elementary school and kindergarten teachers	NOC Skill Level A	366	12.4	15
11.	2173	Software engineers and designers	NOC Skill Level A	361	21.1	18
12.	6411	Sales and account representatives - wholesale trade (non-technical)	NOC Skill Level C	356	18.2	18
13.	4412	Home support workers, housekeepers and related occupations	NOC Skill Level C	340	26.0	18
14.	1431	Accounting and related clerks	NOC Skill Level C	325	19.3	18
15.	7514	Delivery and courier service drivers	NOC Skill Level C	312	17.8	18
16.	6622	Store shelf stockers, clerks and order fillers	NOC Skill Level D	304	17.1	18
17.	124	Advertising, marketing and public relations managers	NOC Skill Level A	281	20.8	18
18.	6513	Food and beverage servers	NOC Skill Level C	269	17.1	18
19.	6731	Light duty cleaners	NOC Skill Level D	261	21.0	18
20.	1221	Administrative officers	NOC Skill Level B	256	19.6	18
21.	7611	Construction trades helpers and labourers	NOC Skill Level D	256	21.6	18
22.	5254	Program leaders and instructors in recreation, sport and fitness	NOC Skill Level B	246	18.4	18
23.	1123	Professional occupations in advertising, marketing and public relations	NOC Skill Level A	238	21.7	18
24.	2171	Information systems analysts and consultants	NOC Skill Level A	232	18.7	18
25.	3012	Registered nurses and registered psychiatric nurses	NOC Skill Level A	227	24.0	18
26.	714	Facility operation and maintenance managers	NOC Skill Level A	225	19.1	18
27.	2132	Mechanical engineers	NOC Skill Level A	219	30.7	18
28.	6541	Security guards and related security service occupations	NOC Skill Level C	200	16.6	18
29.	4212	Social and community service workers	NOC Skill Level B	196	21.5	18

JOB POSTINGS BY 3-DIGIT NATIONAL OCCUPATION CLASSIFICATION

What jobs are hard to fill and/or in-demand?

	3 DIGIT NOC	3 DIGIT NOC NAME	SKILL LEVEL	POSTING COUNT ▾	AVG POSTING LENGTH IN DAYS	MEDIAN POSTING LENGTH IN DAYS
1.	642	Retail salespersons	NOC Skill Level C	1,039	19.4	18
2.	745	Longshore workers and material handlers	NOC Skill Level C	1,010	18.7	18
3.	655	Customer and information services representatives	NOC Skill Level C	976	18.2	18
4.	217	Computer and information systems professionals	NOC Skill Level A	871	20.2	18
5.	751	Motor vehicle and transit drivers	NOC Skill Level C	736	18.5	18
6.	122	Administrative and regulatory occupations	NOC Skill Level B	690	19.8	18
7.	124	Office administrative assistants - general, legal and medical	NOC Skill Level B	652	19.8	18
8.	112	Human resources and business service professionals	NOC Skill Level A	610	21.1	18
9.	632	Chefs and cooks	NOC Skill Level B	593	20.8	18
10.	111	Auditors, accountants and investment professionals	NOC Skill Level A	537	21.2	18
11.	062	Retail and wholesale trade managers	NOC Skill Level A	524	18.7	18
12.	141	General office workers	NOC Skill Level C	514	18.4	18
13.	671	Food counter attendants, kitchen helpers and related support occupations	NOC Skill Level D	502	18.5	18
14.	152	Supply chain logistics, tracking and scheduling co-ordination occupations	NOC Skill Level C	484	18.4	18
15.	143	Financial, insurance and related administrative support workers	NOC Skill Level C	480	19.1	18
16.	403	Secondary and elementary school teachers and educational counsellors	NOC Skill Level A	471	12.8	15
17.	673	Cleaners	NOC Skill Level D	457	19.5	18
18.	012	Senior managers - construction, transportation, production and utilities	NOC Skill Level A	449	20.3	18
19.	421	Paraprofessional occupations in legal, social, community and education services	NOC Skill Level B	436	20.5	18
20.	441	Home care providers and educational support occupations	NOC Skill Level C	434	27.0	18
21.	071	Managers in customer and personal services, n.e.c.	NOC Skill Level A	412	19.9	18
22.	011	Senior managers - construction, transportation, production and utilities	NOC Skill Level A	389	22.3	18
23.	651	Occupations in food and beverage service	NOC Skill Level C	387	17.3	18
24.	213	Civil, mechanical, electrical and chemical engineers	NOC Skill Level A	370	29.9	18
25.	641	Sales and account representatives - wholesale trade (non-technical)	NOC Skill Level C	356	18.2	18
26.	662	Other sales support and related occupations	NOC Skill Level D	351	18.2	18
27.	228	Technical occupations in computer and information systems	NOC Skill Level B	314	20.8	18
28.	341	Assisting occupations in support of health services	NOC Skill Level C	299	18.4	18

JOB POSTINGS BY 2-DIGIT NATIONAL OCCUPATION CLASSIFICATION

What jobs are hard to fill and/or in-demand?

	2 DIGIT NOC	2 DIGIT NOC NAME	SKILL LEVEL	POSTING COUNT	AVG POSTING LENGTH IN DAYS	MEDIAN POSTING LENGTH IN DAYS
1.	65	Service representatives and other customer and personal services occupations	NOC Skill Level C	1,830	18.0	18
2.	21	Professional occupations in natural and applied sciences	NOC Skill Level A	1,651	23.1	18
3.	12	Administrative and financial supervisors and administrative occupations	NOC Skill Level B	1,589	20.2	18
4.	64	Sales representatives and salespersons - wholesale and retail trade	NOC Skill Level C	1,395	19.1	18
5.	74	Other installers, repairers and servicers and material handlers	NOC Skill Level C	1,175	18.5	18
6.	11	Professional occupations in business and finance	NOC Skill Level A	1,147	21.2	18
7.	14	Office support occupations	NOC Skill Level C	1,087	18.8	18
8.	22	Technical occupations related to natural and applied sciences	NOC Skill Level B	1,060	20.3	18
9.	67	Service support and other service occupations, n.e.c.	NOC Skill Level D	1,059	18.9	18
10.	63	Service supervisors and specialized service occupations	NOC Skill Level B	1,056	22.1	18
11.	01	Senior managers - construction, transportation, production and utilities	NOC Skill Level A	953	23.2	18
12.	72	Industrial, electrical and construction trades	NOC Skill Level B	927	24.7	18
13.	75	Transport and heavy equipment operation and related maintenance occupations	NOC Skill Level C	860	18.5	18
14.	06	Middle management occupations in retail and wholesale trade and customer services	NOC Skill Level A	846	21.2	18
15.	62	Retail sales supervisors and specialized sales occupations	NOC Skill Level B	599	21.4	18
16.	15	Distribution, tracking and scheduling co-ordination occupations	NOC Skill Level C	510	18.6	18
17.	40	Professional occupations in education services	NOC Skill Level A	510	13.4	15
18.	73	Maintenance and equipment operation trades	NOC Skill Level B	509	23.0	18
19.	52	Technical occupations in art, culture, recreation and sport	NOC Skill Level B	506	18.4	18
20.	66	Sales support occupations	NOC Skill Level D	491	18.4	18
21.	07	Managers in customer and personal services, n.e.c.	NOC Skill Level A	473	20.2	18
22.	44	Care providers and educational, legal and public protection support occupations	NOC Skill Level C	441	26.8	18
23.	42	Paraprofessional occupations in legal, social, community and education services	NOC Skill Level B	436	20.5	18
24.	32	Technical occupations in health	NOC Skill Level B	396	20.8	18
25.	94	Processing and manufacturing machine operators and related production workers	NOC Skill Level C	373	19.6	18
26.	41	Professional occupations in law and social, community and government services	NOC Skill Level A	370	19.7	18
					1 - 46 / 46	< >

MULTILINGUAL JOB POSTINGS BY THE NUMBERS

ACTIVE POSTINGS
2,392

NEW POSTINGS
0

COMPANIES
1,300

LANGUAGES
11

OF DAYS POSTED

AVERAGE
19.5

MEDIAN
18

MULTILINGUAL JOB POSTINGS BY SKILL LEVEL

What language skills are employers looking for by occupational skill level?

580

Skill Level A - Management/ Professional Occupations usually requiring University

742

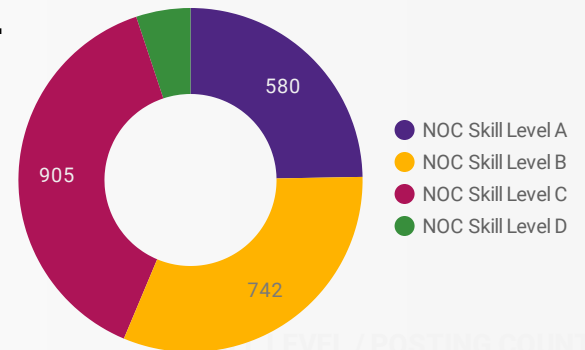
Skill Level B - Usually college education or apprenticeship training

905

Skill Level C - Usually secondary education or occupation-specific training

120

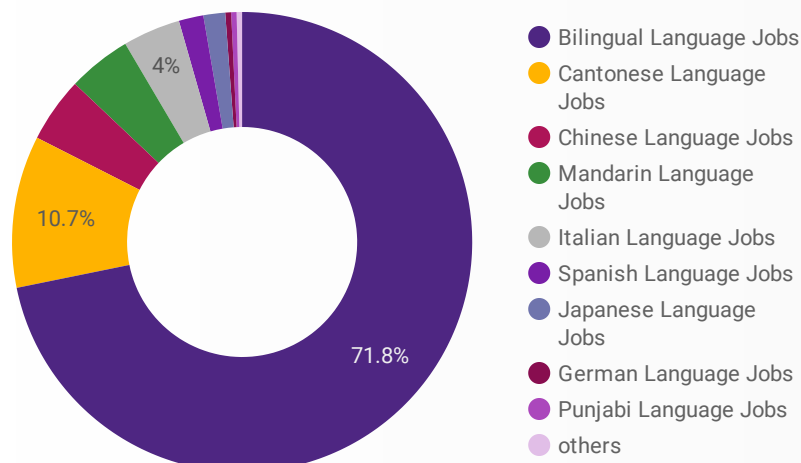
Skill Level D - Usually on-the-job training



LANGUAGES	NOC Skill Level A	NOC Skill Level B	NOC Skill Level C	NOC Skill Level D
Bilingual Language Jobs	441	445	648	86
Cantonese Language Jobs	61	95	110	2
Italian Language Jobs	4	65	31	15
Mandarin Language Jobs	30	50	34	
Chinese Language Jobs	24	41	40	8
Spanish Language Jobs	7	13	21	3
Japanese Language Jobs	4	25	10	4
Punjabi Language Jobs	1		9	2
German Language Jobs	6	2	1	
Arabic Language Jobs	2	4		
Vietnamese Language Jobs		2	1	

LANGUAGE SKILLS BREAKDOWN

Which kinds of language skills do employers seek?



LANGUAGES	POSTING COUNT
1. Bilingual Language Jobs	1,659
2. Cantonese Language Jobs	269
3. Chinese Language Jobs	116
4. Italian Language Jobs	116
5. Mandarin Language Jobs	114
6. Spanish Language Jobs	44
7. Japanese Language Jobs	43
8. Punjabi Language Jobs	13
9. German Language Jobs	9
10. Arabic Language Jobs	6

LANGUAGE SKILLS BEING RECRUITED BY SKILL TYPE

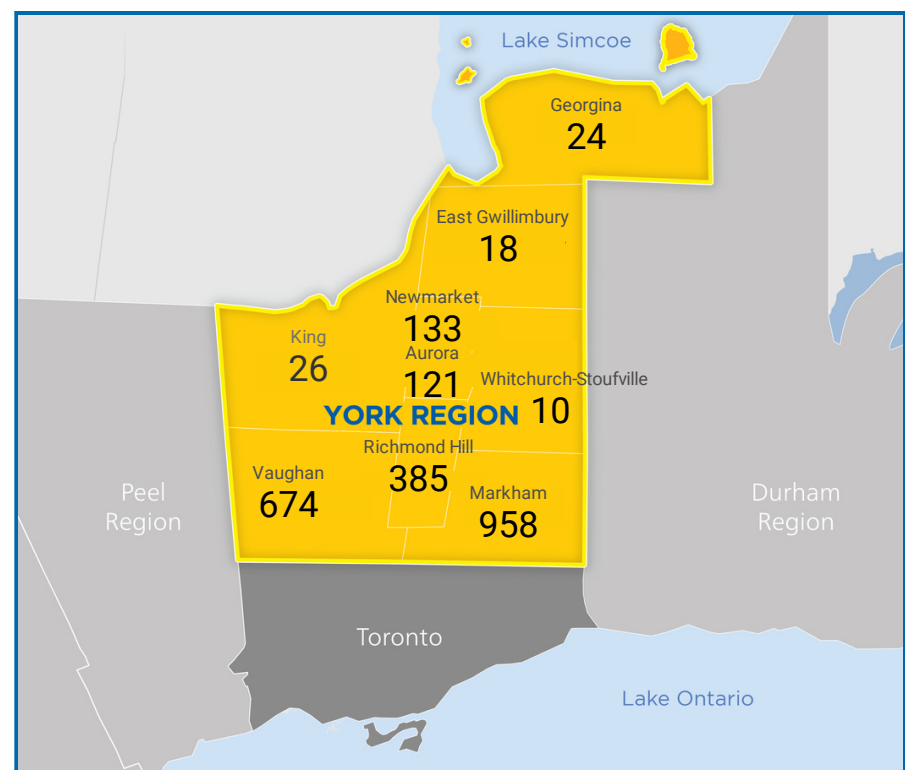
What language skills are sought by 1-Digit NOC?

SKILL TYPE NAME	Bilingual ...	Cantones...	Italian La...	Mandarin...	Chinese ...	Spanish ...	Grand total
Business, finance and administration occu...	375	120	8	55	43	6	615
Health occupations	57	19	1	5	13	1	97
Management occupations	155	25	2	18	7	5	217
Natural and applied sciences and related o...	113	2		7	7	5	137
Natural resources, agriculture and related ...	6				1	1	8
Occupations in art, culture, recreation and ...	45	6		1	3	2	61
Occupations in education, law and social, ...	188	17	7	5	6	1	230
Occupations in manufacturing and utilities	43	1	1	2	2	1	51
Other labourers in processing, manufactur...	1						1
Sales and service occupations	485	68	95	11	21	22	745
Grand total	1,620	268	115	114	113	44	2,347

MULTILINGUAL JOB POSTINGS BY MUNICIPALITY

What language skills are sought by 4-Digit NOC?

	MUNICIPALITY	JOB LANGUAGES	AVG POSTING LENGTH IN DAYS	MEDIAN POSTING LENGTH IN DAYS
1.	City of Markham	958	21.5	18
2.	City of Vaughan	674	21.1	18
3.	Town of Richmond Hill	385	21.0	18
4.	Town of Newmarket	133	19.6	18
5.	Town of Aurora	121	19.6	18
6.	Township of King	26	19.0	18
7.	Town of Georgina	24	19.6	18
8.	Town of East Gwillimbury	18	21.7	15
9.	Town of Whitchurch-Stouffville	10	21.2	18



LANGUAGE DEMAND BY JOB

What language skills are sought by 4-Digit NOC?

4 DIGIT NOC NAME		POSTINGS ▾
1.	Other customer and information services re...	200
2.	Retail salespersons	116
3.	Administrative assistants	87
4.	Cooks	82
5.	Elementary school and kindergarten teachers	73
6.	Receptionists	66
7.	Material handlers	62
8.	Sales and account representatives - wholes...	55
9.	Professional occupations in advertising, ma...	53
10.	Accounting and related clerks	47
11.	Food counter attendants, kitchen helpers an...	43
12.	Retail and wholesale trade managers	39
13.	Food and beverage servers	37
14.	Advertising, marketing and public relations ...	35
15.	Human resources professionals	33
16.	Administrative officers	31
17.	Social and community service workers	30
18.	User support technicians	27
19.	Home support workers, housekeepers and r...	25
20.	Chefs	24
21.	Program leaders and instructors in recreati...	21
22.	Corporate sales managers	20
23.	Customer services representatives - financi...	19
24.	Business development officers and marketi...	19
25.	Construction managers	19
26.	General office support workers	19
27.	Supervisors, supply chain, tracking and sche...	18
28.	Other financial officers	18
29.	Other instructors	18
30.	Delivery and courier service drivers	17
31.	Human resources and recruitment officers	17
1 - 100 / 274		< >

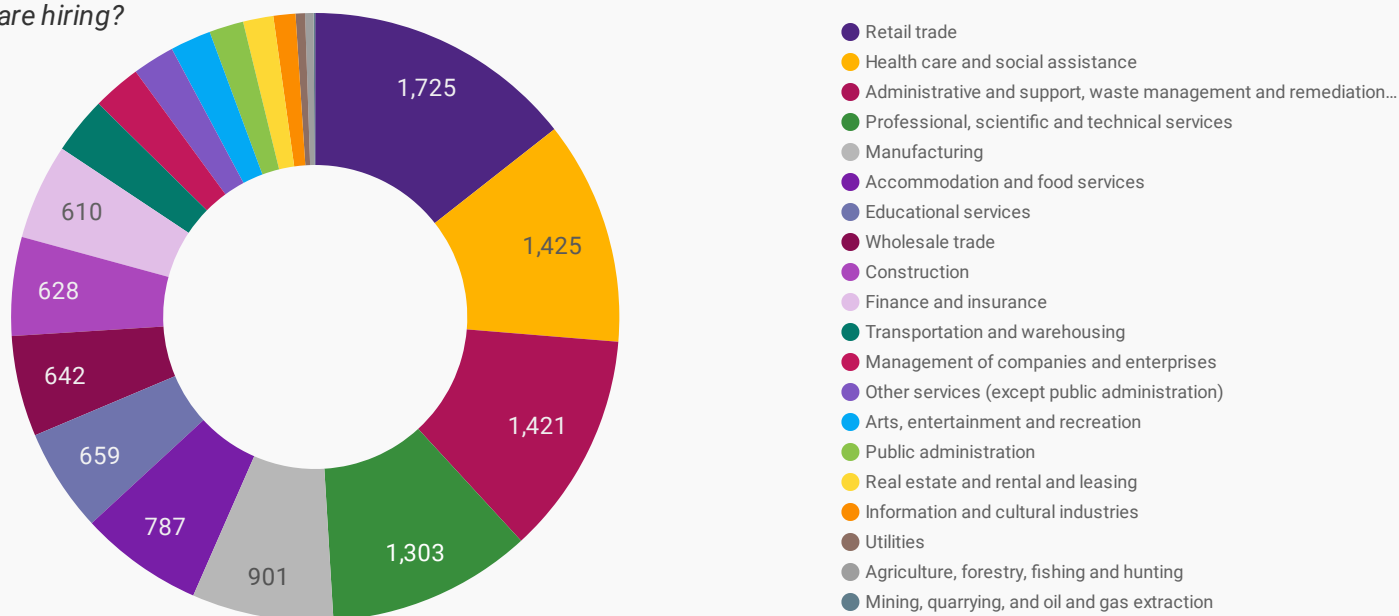
MULTILINGUAL HIRING EMPLOYERS

Which employers are seeking multilingual candidates?

COMPANY		POSTINGS ▾
1.	YORK REGION DISTRICT SCHOOL BOARD	72
2.	Advanced Skytech Canada Ltd.	19
3.	Brattys LLP	19
4.	Randstad Canada	19
5.	RANDSTAD	18
6.	VEXOS	14
7.	Grainger Canada	14
8.	LHIN	14
9.	Farm Boy Inc.	13
10.	TC Transcontinental	13
11.	TD BANK	12
12.	LAURA CANADA	12
13.	BELL MOBILITY/BELL MOBILITÃ%	11
14.	Visual Defence Inc	10
15.	PCF HR Solutions Inc.	10
16.	BGIS	10
17.	EnGenius Technologies	10
18.	Home and Community Care Support Services	10
19.	J&j Family Of Companies	9
20.	SWISS CHALET	9
21.	Tapagria Spanish Tapas Bar	9
22.	YEE HONG CENTRE FOR GERIATRIC CARE	9
23.	Johnson & Johnson	9
24.	BELL	8
25.	Cardinal Health	8
26.	WSP	8
27.	SENTREX	8
28.	MARCELLO'S PIZZERIA	8
29.	Liquor Control Board of Ontario	7
30.	COMPUGEN INC.	7
1 - 50 / 1301		< >

TOP HIRING SECTORS BY 2-DIGIT NAICS CODE

What sectors are hiring?



	2-DIGIT NAICS LABEL	NAICS CODE	POSTING COUNT	AVG POSTING LENGTH IN DAYS	MEDIAN POSTING LENGTH IN DAYS
1.	Retail trade	44-45	1,725	19.8	18
2.	Health care and social assistance	62	1,425	19.5	18
3.	Administrative and support, waste management and remediation services	56	1,421	25.1	18
4.	Professional, scientific and technical services	54	1,303	25.8	18
5.	Manufacturing	31-33	901	20.8	18
6.	Accommodation and food services	72	787	21.0	18
7.	Educational services	61	659	16.4	18
8.	Wholesale trade	41	642	21.2	18
9.	Construction	23	628	20.9	18
10.	Finance and insurance	52	610	18.9	18
11.	Transportation and warehousing	48-49	364	21.4	18
12.	Management of companies and enterprises	55	308	18.4	18
13.	Other services (except public administration)	81	268	20.3	18
14.	Arts, entertainment and recreation	71	260	17.6	18
15.	Public administration	91	219	19.6	16.5
16.	Real estate and rental and leasing	53	193	18.0	18
17.	Information and cultural industries	51	140	17.7	16.5
18.	Utilities	22	60	20.7	18
19.	Agriculture, forestry, fishing and hunting	11	54	18.6	15
20.	Mining, quarrying, and oil and gas extraction	21	10	18.0	18

NOTE: NAICS code 56 includes Employment Agencies. Manufacturing includes codes 31-33, Retail Trade includes codes 44-45 and Transportation and Warehousing includes codes 48-49.

TOP HIRING SECTORS BY 3-DIGIT NAICS CODE

What sectors are hiring?

	3-DIGIT NAICS LABEL	NAICS CODE	POSTING COUNT ▾	AVG POSTING LENGTH IN DAYS	MEDIAN POSTING LENGTH IN DAYS
1.	Administrative and support services	561	1,395	25.2	18
2.	Professional, scientific and technical services	541	1,303	25.8	18
3.	Food services and drinking places	722	694	21.5	18
4.	Hospitals	622	678	21.7	18
5.	Educational services	611	659	16.4	18
6.	Ambulatory health care services	621	435	17.8	18
7.	Food and beverage stores	445	398	19.3	18
8.	Credit intermediation and related activities	522	345	17.4	18
9.	Clothing and clothing accessories stores	448	323	22.2	18
10.	Specialty trade contractors	238	317	20.4	18
11.	Management of companies and enterprises	551	308	18.4	18
12.	Amusement, gambling and recreation industries	713	240	18.0	18
13.	Building material and garden equipment and supplies dealers	444	221	16.2	18
14.	Insurance carriers and related activities	524	213	18.2	18
15.	Social assistance	624	204	17.7	18
16.	Machinery, equipment and supplies merchant wholesalers	417	190	22.8	18
17.	Local, municipal and regional public administration	913	182	20.1	15
18.	Motor vehicle and parts dealers	441	182	20.5	18
19.	Construction of buildings	236	170	23.4	18
20.	Building material and supplies merchant wholesalers	416	165	24.5	18
21.	Truck transportation	484	148	25.7	18
22.	Heavy and civil engineering construction	237	141	19.2	18
23.	Couriers and messengers	492	141	18.9	18
24.	Health and personal care stores	446	138	19.5	18
25.	Computer and electronic product manufacturing	334	135	22.1	18
26.	Transportation equipment manufacturing	336	134	16.0	15
27.	Furniture and home furnishings stores	442	124	20.4	18
28.	General merchandise stores	452	121	16.9	18
29.	Fabricated metal product manufacturing	332	117	19.6	18
30.	Repair and maintenance	811	116	20.1	18
31.	Real estate	531	112	18.1	18

TOP HIRING SECTORS BY 4-DIGIT NAICS CODE

What sectors are hiring?

	4-DIGIT NAICS LABEL	NAICS CODE	POSTING COUNT ▾	AVG POSTING LENGTH IN DAYS	MEDIAN POSTING LENGTH IN DAYS
1.	Employment services	5613	1,057	26.9	18
2.	General medical and surgical hospitals	6221	675	21.7	18
3.	Full-service restaurants and limited-service eating places	7225	634	21.9	18
4.	Computer systems design and related services	5415	572	31.5	18
5.	Elementary and secondary schools	6111	506	15.0	15
6.	Architectural, engineering and related services	5413	362	25.1	18
7.	Depository credit intermediation	5221	326	16.8	18
8.	Management of companies and enterprises	5511	308	18.4	18
9.	Grocery stores	4451	300	18.0	18
10.	Clothing stores	4481	282	22.4	18
11.	Building material and supplies dealers	4441	213	16.1	18
12.	Other local, municipal and regional public administration	9139	182	20.1	15
13.	Other amusement and recreation industries	7139	179	18.3	18
14.	Building equipment contractors	2382	175	18.1	18
15.	Agencies, brokerages and other insurance related activities	5242	162	18.3	18
16.	Automobile dealers	4411	157	21.3	18
17.	Offices of other health practitioners	6213	150	17.9	18
18.	Services to buildings and dwellings	5617	143	22.1	18
19.	General freight trucking	4841	140	24.0	18
20.	Investigation and security services	5616	139	16.6	18
21.	Health and personal care stores	4461	138	19.5	18
22.	Management, scientific and technical consulting services	5416	136	21.2	18
23.	Other schools and instruction	6116	133	20.2	18
24.	Motor vehicle parts manufacturing	3363	123	15.8	15
25.	Offices of dentists	6212	119	16.7	18
26.	Food merchant wholesalers	4131	110	18.1	18
27.	Individual and family services	6241	102	17.1	18
28.	Electrical, plumbing, heating and air-conditioning equipment and supplies merchant wholesalers	4161	100	20.2	18
29.	Child day-care services	6244	100	18.3	18
30.	Community care facilities for the elderly	6233	97	17.3	18
31.	Department stores	4521	94	16.0	18

TOP HIRING SECTORS BY 5-DIGIT NAICS CODE

What sectors are hiring?

	5-DIGIT NAICS LABEL	NAICS CODE	POSTING COUNT ▾	AVG POSTING LENGTH IN DAYS	MEDIAN POSTING LENGTH IN DAYS
1.	Employment placement agencies and executive search services	56131	951	28.0	18
2.	General medical and surgical hospitals	62211	675	21.7	18
3.	Full-service restaurants and limited-service eating places	72251	634	21.9	18
4.	Computer systems design and related services	54151	572	31.5	18
5.	Elementary and secondary schools	61111	506	15.0	15
6.	Banking	52211	326	16.8	18
7.	Management of companies and enterprises	55111	308	18.4	18
8.	Engineering services	54133	306	26.6	18
9.	Supermarkets and other grocery (except convenience) stores	44511	294	18.0	18
10.	Other local, municipal and regional public administration	91391	182	20.1	15
11.	New car dealers	44111	139	21.0	18
12.	Insurance agencies and brokerages	52421	134	18.8	18
13.	Offices of dentists	62121	119	16.7	18
14.	Management consulting services	54161	117	21.7	18
15.	Family clothing stores	44814	115	23.5	18
16.	Temporary help services	56132	106	18.8	18
17.	All other schools and instruction	61169	103	20.2	18
18.	Child day-care services	62441	100	18.3	18
19.	Plumbing, heating and air-conditioning contractors	23822	99	17.7	18
20.	Community care facilities for the elderly	62331	97	17.3	18
21.	Department stores	45211	94	16.0	18
22.	Hardware stores	44413	89	13.1	15
23.	Residential building construction	23611	89	25.9	18
24.	Motor vehicle transmission and power train parts manufacturing	33635	86	15.5	15
25.	Other telecommunications	51791	84	17.2	15
26.	Golf courses and country clubs	71391	83	19.2	18
27.	General freight trucking, long distance	48412	83	25.3	18
28.	Security systems services	56162	82	17.6	18
29.	Hotels (except casino hotels) and motels	72111	80	17.4	18
30.	Commercial and institutional building construction	23622	79	21.0	18
31.	Fitness and recreational sports centres	71394	78	17.7	18

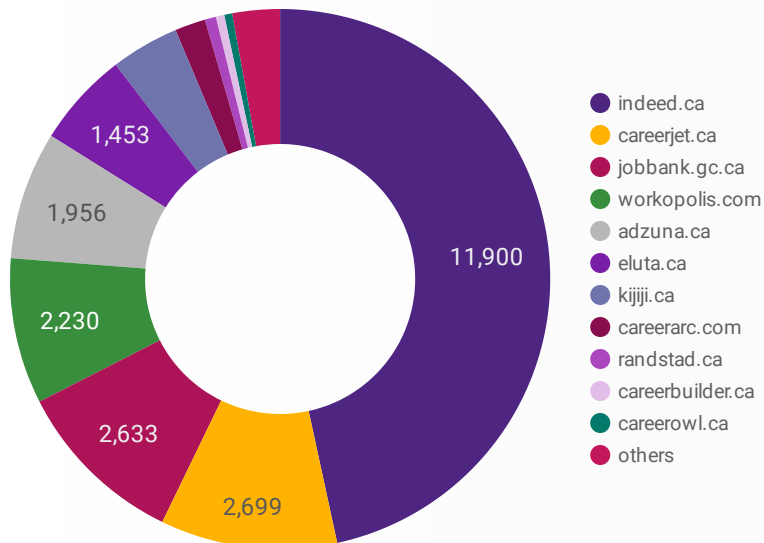
TOP HIRING SECTORS BY 6-DIGIT NAICS CODE

What sectors are hiring?

	6-DIGIT NAICS LABEL	NAICS CODE	POSTING COUNT ▼	AVG POSTING LENGTH IN DAYS	MEDIAN POSTING LENGTH IN DAYS
1.	Employment placement agencies and executive search services	561310	951	28.0	18
2.	Computer systems design and related services (except video game design and development)	541514	572	31.5	18
3.	Full-service restaurants	722511	511	22.8	18
4.	Elementary and secondary schools	611110	506	15.0	15
5.	General (except paediatric) hospitals	622111	377	25.6	18
6.	Engineering services	541330	306	26.6	18
7.	Paediatric hospitals	622112	298	16.6	15
8.	Holding companies	551113	296	18.4	18
9.	Supermarkets and other grocery (except convenience) stores	445110	294	18.0	18
10.	Corporate and institutional banking industry	522112	287	16.2	18
11.	Other local, municipal and regional public administration	913910	182	20.1	15
12.	New car dealers	441110	139	21.0	18
13.	Insurance agencies and brokerages	524210	134	18.8	18
14.	Limited-service eating places	722512	123	18.3	18
15.	Offices of dentists	621210	119	16.7	18
16.	Family clothing stores	448140	115	23.5	18
17.	Temporary help services	561320	106	18.8	18
18.	All other schools and instruction	611690	103	20.2	18
19.	Child day-care services	624410	100	18.3	18
20.	Plumbing, heating and air-conditioning contractors	238220	99	17.7	18
21.	Community care facilities for the elderly	623310	97	17.3	18
22.	Department stores	452110	94	16.0	18
23.	Residential building construction	236110	89	25.9	18
24.	Hardware stores	444130	89	13.1	15
25.	Motor vehicle transmission and power train parts manufacturing	336350	86	15.5	15
26.	Golf courses and country clubs	713910	83	19.2	18
27.	Security systems services (except locksmiths)	561621	82	17.6	18
28.	All other telecommunications	517919	81	17.2	15
29.	General freight trucking, long distance, truck-load	484121	79	26.0	18
30.	Hotels	721111	79	17.4	18

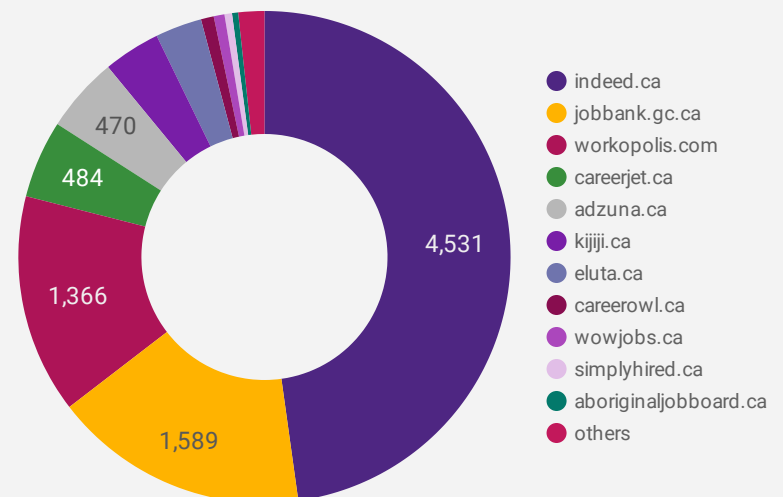
JOB POSTINGS BY JOB BOARD

What share of unique job postings appear on each job board?



COMPANIES BY JOB BOARD

What share of unique job postings appear on each job board?



JOB POSTING DETAILS BY JOB BOARD

How does job posting activity differ by job board?

	JOB BOARD	POSTING COUNT ▾	AVG POSTING LENGTH IN DAYS	MEDIAN POSTING LENGTH IN DAYS	# OF COMPANIES
1.	indeed.ca	11,900	17.9	18	4,531
2.	careerjet.ca	2,699	31.4	35	484
3.	jobbank.gc.ca	2,633	36.9	29	1,589
4.	workopolis.com	2,230	15.0	15	1,366
5.	adzuna.ca	1,956	15.0	15	470
6.	eluta.ca	1,453	18.0	18	290
7.	kijiji.ca	1,044	15.0	15	355
8.	careerarc.com	468	38.5	26	24
9.	randstad.ca	170	69.9	90	1
10.	careerbuilder.ca	130	18.9	20	29
11.	careerowl.ca	121	105.3	94	80
12.	network.applytoeducation.com	118	6.6	2	6
13.	jobillico.com	102	24.8	18	28
14.	rncareers.ca	79	47.0	47	18
15.	wowjobs.ca	77	33.3	35	67
16.	itjobs.ca	67	15.0	14	10
17.	aboriginaljobboard.ca	55	3.3	4	38