

# JOB DEMAND REPORT

## JULY 2022

### HIGHLIGHTS

#### JOB POSTINGS BY THE NUMBERS

POSTING COUNT	NEW THIS MONTH	COMPANIES	JOB BOARDS
24,014	13,782	7,389	35

#### # OF DAYS POSTED

AVERAGE	MEDIAN
19.5	17

## REPORT BUILDER

The default filter selection below will show all job demand data for the month. You can use the filters to create a customized report for the purpose of understanding a subset of the data.

#### OCCUPATION FILTERS

SKILL TYPE NAME / 1-DIGIT NOC	▼
MAJOR GROUP / 2-DIGIT NOC	▼
MINOR GROUP / 3-DIGIT NOC	▼
UNIT GROUP / 4-DIGIT NOC	▼
SKILL LEVEL	▼
JOB TYPE	▼
JOB DURATION	▼
ADDITIONAL LANGUAGE	▼
SPECIFIC JOB TAGS	▼

#### INDUSTRY/SECTOR FILTERS

HIRING SECTOR BY 2-DIGIT NAICS CODE	▼
HIRING SECTOR BY 3-DIGIT NAICS CODE	▼
HIRING SECTOR BY 4-DIGIT NAICS CODE	▼
HIRING SECTOR BY 5-DIGIT NAICS CODE	▼
HIRING SECTOR BY 6-DIGIT NAICS CODE	▼

#### OTHER FILTERS

MUNICIPALITY	▼
JOB BOARD	▼

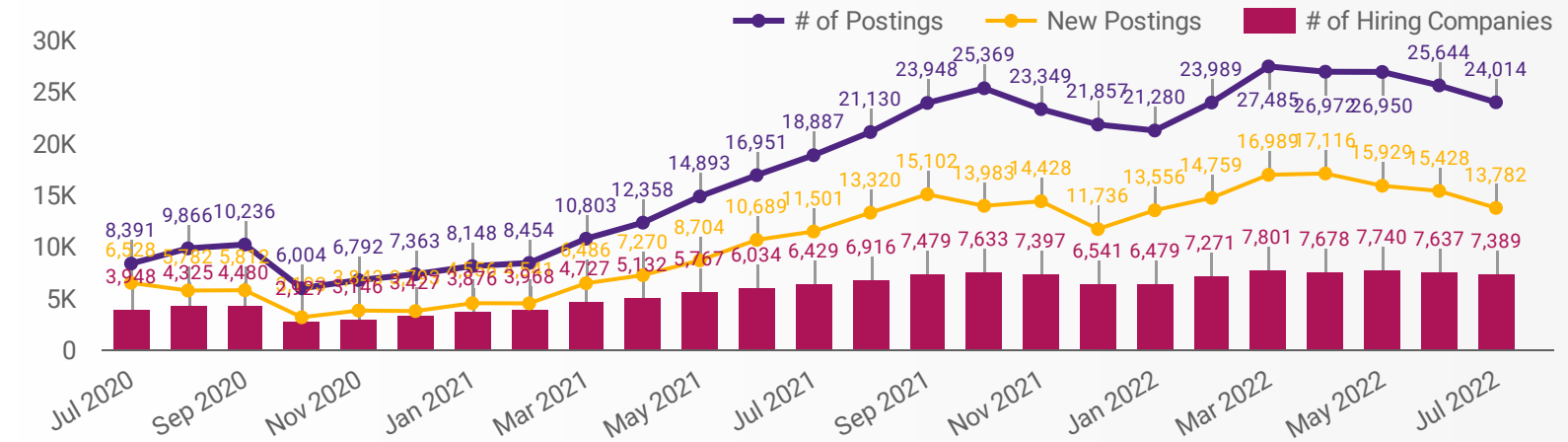
NOC = National Occupation Classification | NAICS = North American Industry Classification System

#### Source:

Job posting data collected by Workforce Planning Board of York Region from job boards and employer websites who recruit candidates in York Region.

## JOB POSTINGS BY MONTH FOR YORK REGION

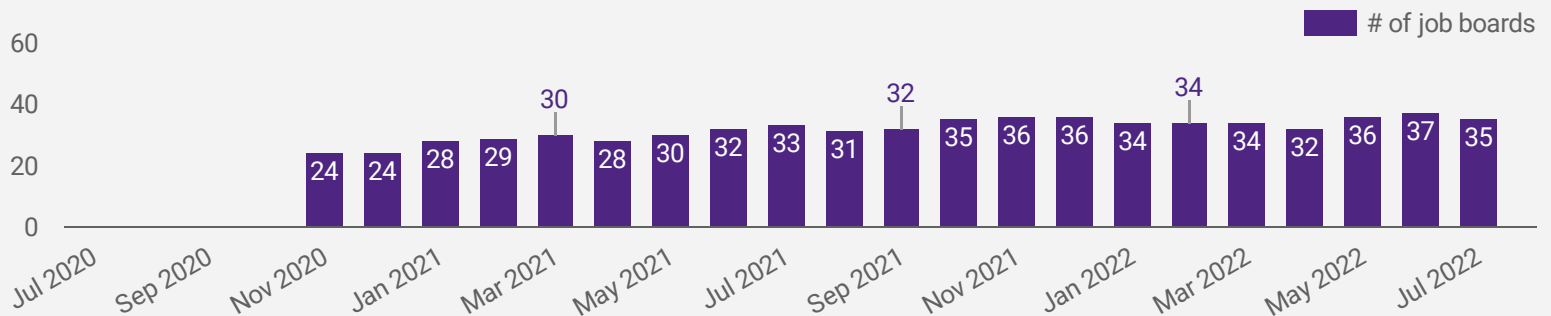
How many job postings were active for at least 1 day this month?



NOTE: This graph cannot be filtered using the controls on the cover page

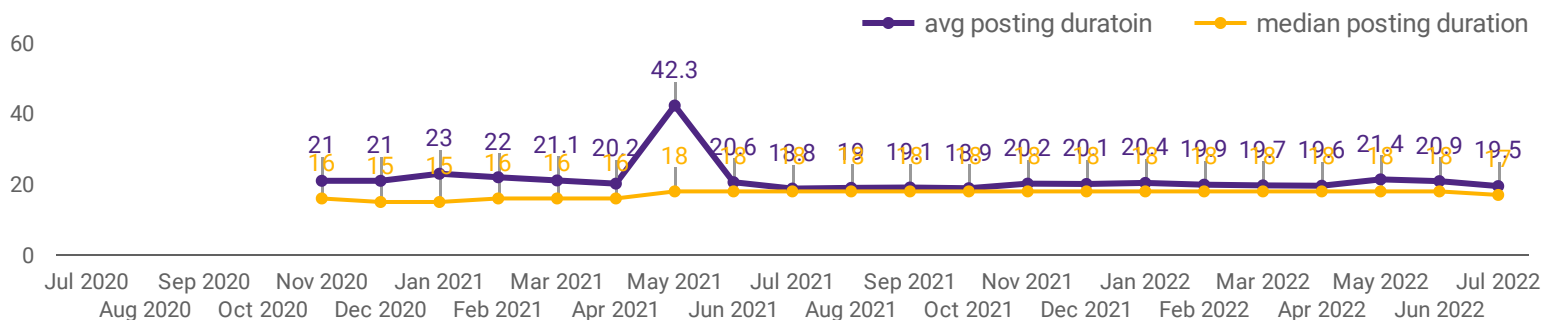
## NUMBER OF ACTIVE JOB BOARDS

How many job postings were active for at least 1 day this month on these job boards?



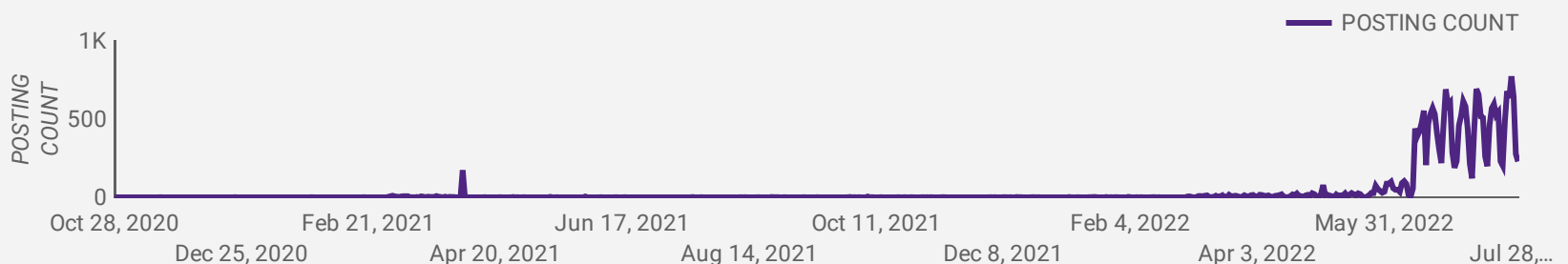
## AVG & MEDIAN POSTING LENGTH BY DAYS

How long are employers having to recruit for to find candidates to fill their job vacancies?



## POST DATE TIMELINE FOR THIS MONTH'S ACTIVE JOB POSTINGS

How many job postings were active for at least 1 day this month?



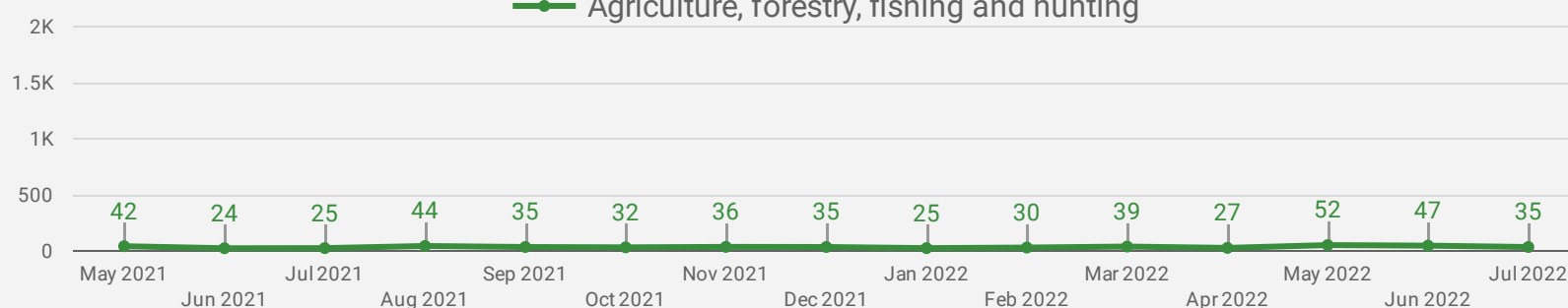
## DEMAND BY KEY SECTOR (YORK REGION)

How many job postings were active for at least 1 day this month by sector?

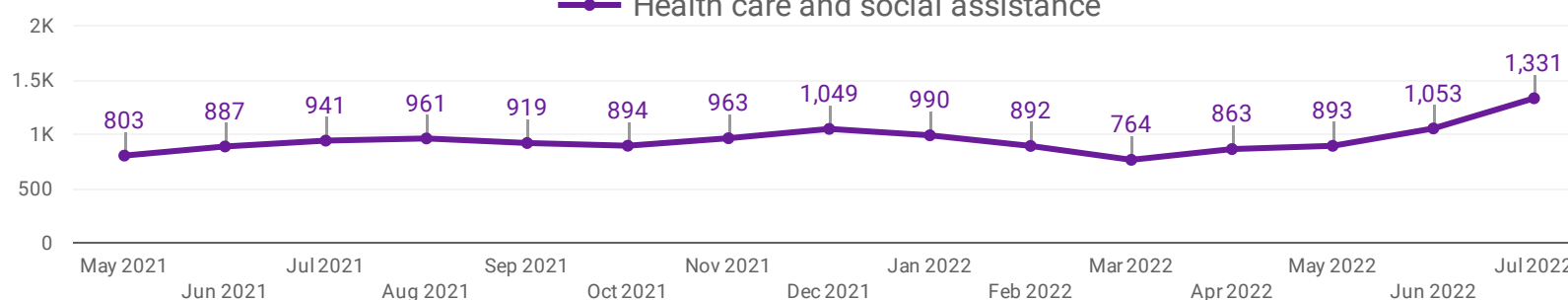
Manufacturing



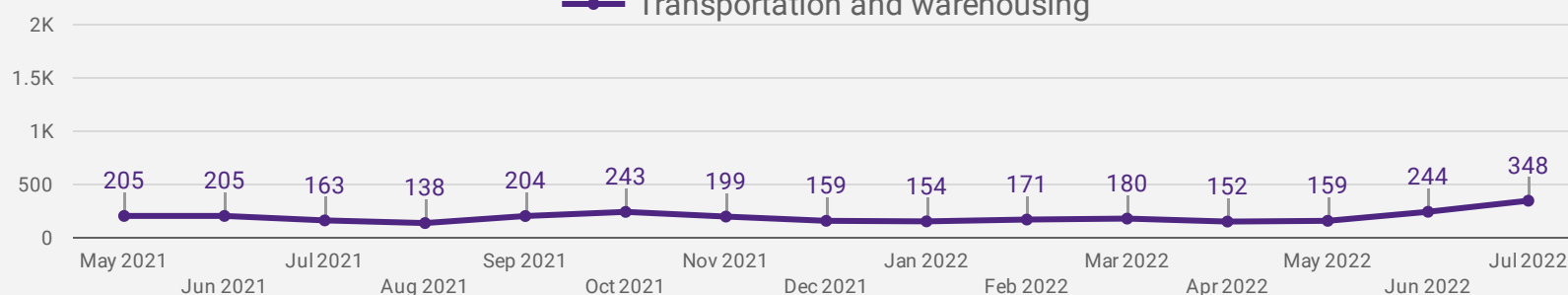
Agriculture, forestry, fishing and hunting



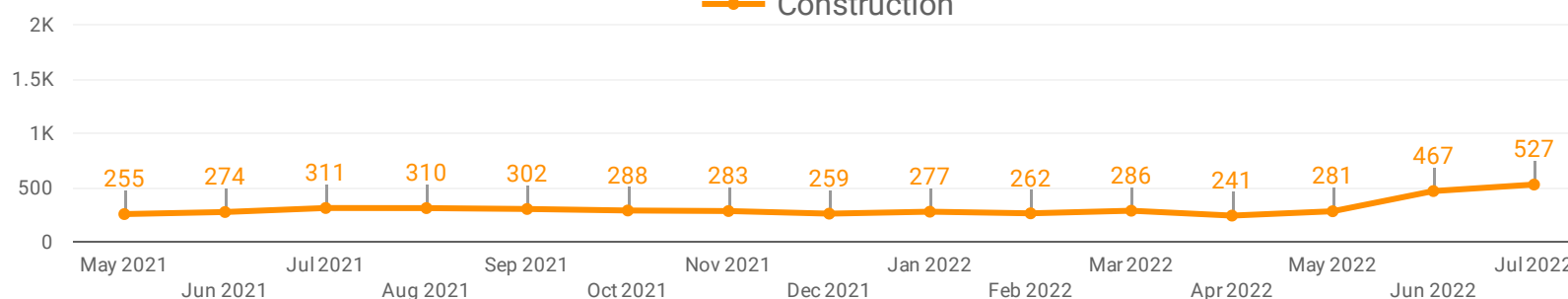
Health care and social assistance



Transportation and warehousing



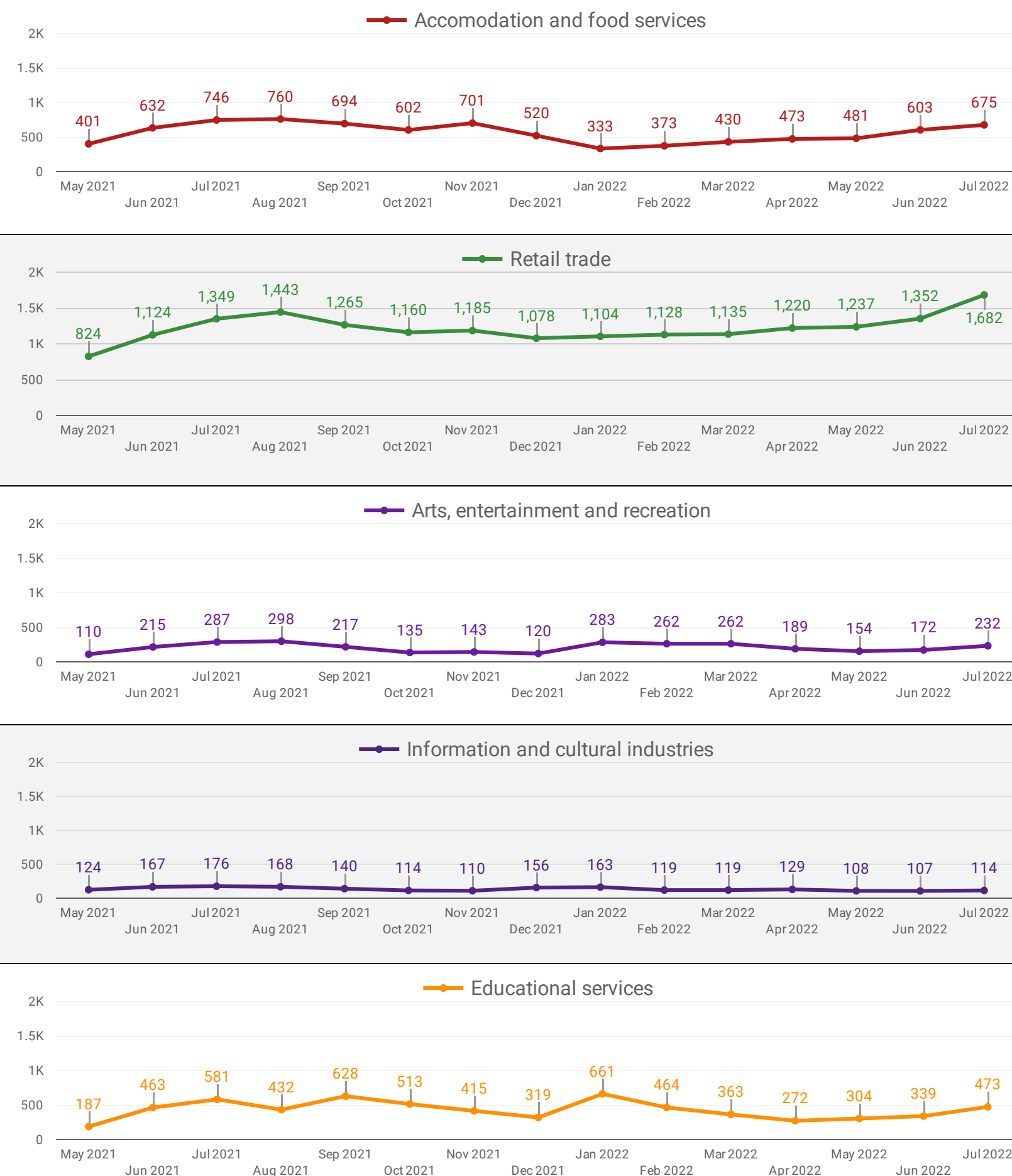
Construction



NOTE: This graph cannot be filtered using the controls on the cover page

## DEMAND BY IMPACTED SECTOR (YORK REGION)

How many job postings were active for at least 1 day this month by sector?

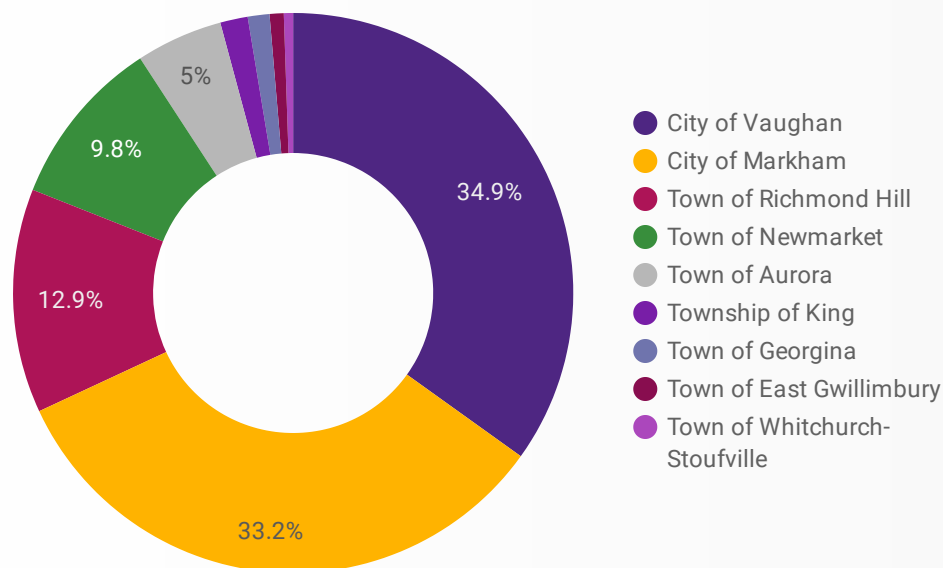


NOTE: This graph cannot be filtered using the controls on the cover page

## JOB POSTINGS BY MUNICIPALITY

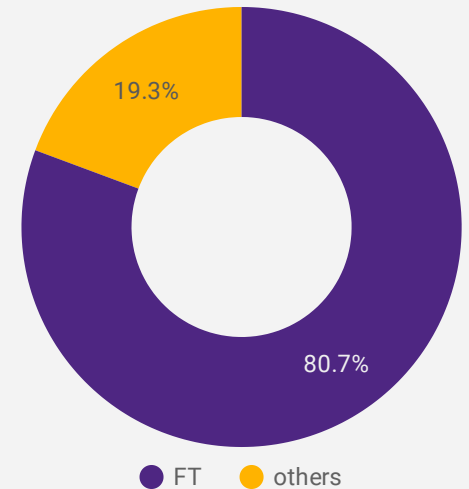
Where are job opportunities being offered?

	MUNICIPALITY	POSTING COUNT	AVG POSTING LENGTH IN DAYS	MEDIAN POSTING LENGTH IN DAYS
1.	City of Vaughan	8,160	20.5	17
2.	City of Markham	7,753	19.4	17
3.	Town of Richmond Hill	3,025	19.4	17
4.	Town of Newmarket	2,291	17.5	17
5.	Town of Aurora	1,170	18.3	17
6.	Township of King	372	21.4	17
7.	Town of Georgina	293	18.9	17
8.	Town of East Gwillimbury	190	16.5	15
9.	Town of Whitchurch-Stouffville	125	19.1	17



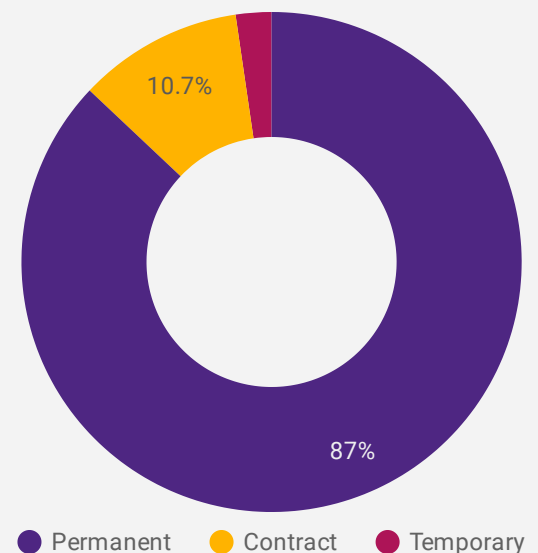
## JOB TYPE

Full-time vs Part-time



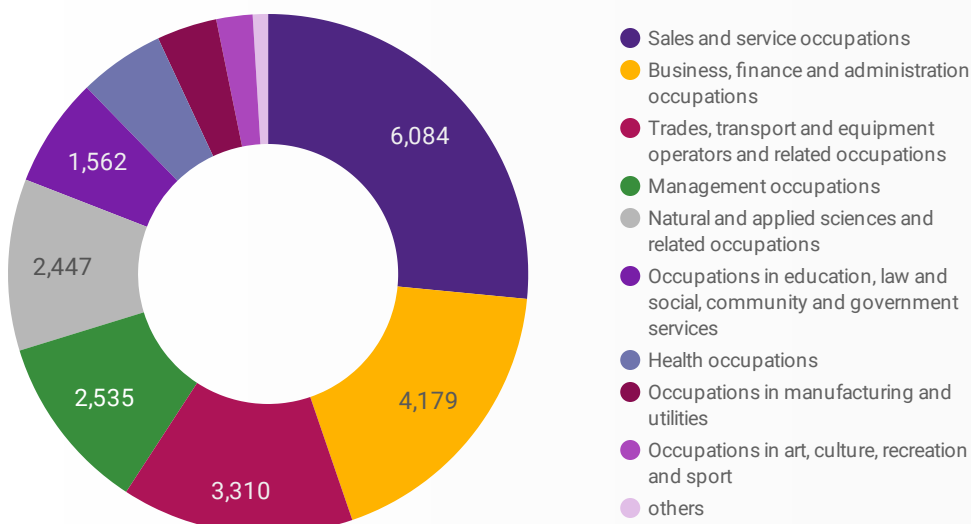
## JOB DURATION

Permanency of jobs posted



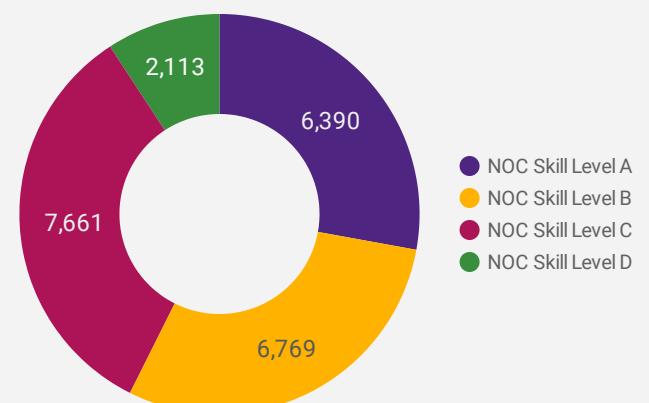
## JOB POSTINGS BY JOB CATEGORY

What broad occupational category is being recruited?



## JOB POSTINGS BY SKILL LEVEL

What education do occupations typically require?



Skill Level A = Usually University education | Skill Level B = Usually College education or Apprenticeship training | Skill Level C = Usually Secondary education or occupation-specific training | Skill Level D = Usually on-the-job training

## TOP HIRING EMPLOYERS & AGENCIES

Who is hiring?

	COMPANY	MUNICIPALITY	POSTINGS COUNT ▾	AVG POSTING LENGTH IN DAYS	MEDIAN POSTING LENGTH IN DAYS
1.	MARKHAM STOUFFVILLE HOSPITAL	City of Markham	325	15.1	14
2.	AMD	City of Markham	267	57.0	49
3.	AMD / Advanced Micro Devices, Inc.	City of Markham	151	19.7	17
4.	MACKENZIE HEALTH	Town of Richmond Hill	142	32.0	14
5.	YORK REGION DISTRICT SCHOOL BOARD	City of Markham	118	16.0	17
6.	SOUTHLAKE REGIONAL HEALTH CENTRE	Town of Newmarket	97	21.1	17
7.	MACKENZIE HEALTH	City of Vaughan	93	25.2	14
8.	Oak Valley Health	City of Markham	90	null	null
9.	Randstad Canada	City of Markham	88	75.3	90
10.	Southlake Regional Health Care Centre	Town of Newmarket	78	17.0	17
11.	TD	City of Markham	78	14.0	14
12.	STAPLES CANADA	Town of Richmond Hill	77	15.1	14
13.	J&j Family Of Companies	City of Markham	76	14.0	14
14.	AECOM	City of Markham	74	14.8	14
15.	Zanchin Automotive Group	City of Vaughan	66	17.8	17
16.	BGIS Global Integrated Solutions	City of Markham	62	17.0	17
17.	General Motors	City of Markham	58	16.2	14
18.	Municipality of York	Town of Newmarket	57	13.1	13
19.	HUAWEI TECHNOLOGIES CANADA CO. LTD.	City of Markham	57	14.4	14
20.	UPS	City of Vaughan	56	21.4	23
21.	TD BANK	City of Markham	56	16.8	17
22.	City of Markham	City of Markham	54	15.4	17
23.	CAA CLUB GROUP	City of Markham	54	15.8	17
24.	Wsp Group	City of Markham	52	14.0	14
25.	York Region	Town of Newmarket	49	16.9	17
26.	Johnson & Johnson	City of Markham	47	16.7	17
27.	CANADA'S WONDERLAND	City of Vaughan	46	17.3	17
28.	Qualcomm	City of Markham	46	22.6	14

## TOP HOURLY WAGES IN JOB POSTINGS

What are employers willing to pay to find the perfect candidate?

# of Minimum Wage Job Postings

158

	JOB TITLE	COMPANY	LOCATION	HOURLY WAGE ▾
1.	General Manager - Financial, Communications And Other Business Services	SCI Ltd	City of Markham	114 
2.	Physical Therapist	HealthCasa	City of Vaughan	102.5 
3.	Director, Human Resources - Full Time - Markham Site	MARKHAM STOUFFVILLE HOSPITAL	City of Markham	84.54 
4.	Patient Care Director, Emergency Department - Full Time - Markham Site	MARKHAM STOUFFVILLE HOSPITAL	City of Markham	84.54 
5.	Controller	Randstad Canada	Town of Newmarket	80 
6.	Pathologist, Speech-language	Bridge to Communication Inc	City of Vaughan	80 
7.	Software Tester	Cynet Systems	City of Markham	75 
8.	Rmts Needed For Busy Richmond Hill Clinic.	Richmond Hill Clinic	Town of Richmond Hill	73.5 
9.	Chiropractor	Ritz & Hydroactive Clinics	City of Markham	71 
10.	Physical Therapist	Gemini Health Group	Town of Richmond Hill	70 
11.	Construction General Manager	Land Services Group LTD	City of Markham	70 
12.	Chief Financial Officer (cfo) -	Land Services Group LTD	City of Markham	70 
				1 - 100 / 3346 < >

## TOP SALARIES IN JOB POSTINGS

What are employers willing to pay to find the perfect candidate?

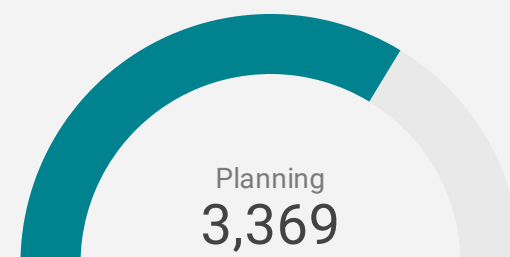
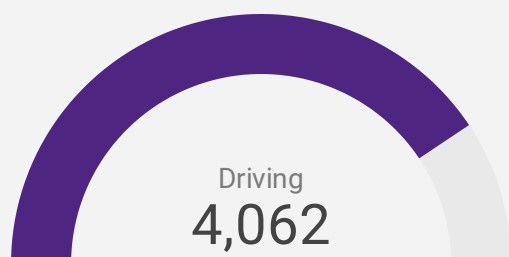
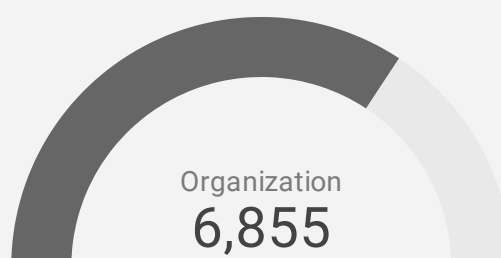
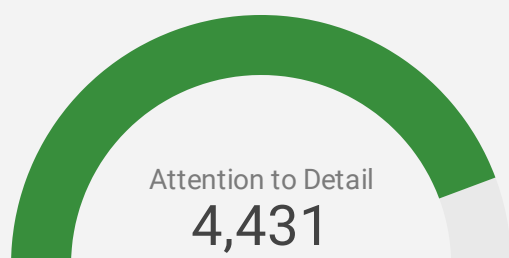
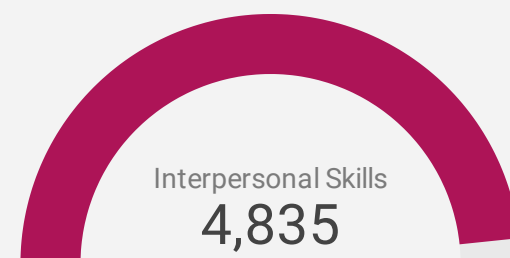
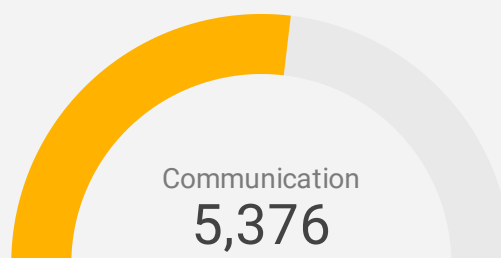
	JOB TITLE	COMPANY	LOCATION	ANNUAL SALARY ▾
1.	Gastroenterologist â€" Markham Stouffville Hospital	MARKHAM STOUFFVILLE HOSPITAL	City of Markham	280,000 
2.	Gastroenterologist â€" Markham Stouffville Hospital	Oak Valley Health	City of Markham	280,000 
3.	HIRING LOCAL & HWY OWNER OPERATORS IN VAUGHAN PAID UP TO \$260K+!	CONSOLIDATED FASTFRATE	City of Vaughan	260,000 
4.	HIRING OWNER OPERATORS FOR LOCAL AND HWY - PAID UP TO \$260K + !!	Kijiji Jobs	City of Vaughan	260,000 
5.	HIRING OWNER OPERATORS IN VAUGHAN-LOCAL & HWY-PAID \$260+/YEAR!!	Kijiji Jobs	City of Vaughan	260,000 
6.	HIRING OWNER OPERATORS IN VAUGHAN-LOCAL & HWY-PAID \$260K+/YEAR!!	Kijiji Jobs	City of Vaughan	260,000 
7.	HIRING OWNER OPERATORS IN VAUGHAN - PAID UP TO \$260K+ PER YEAR!!	Fastfrate Group	City of Vaughan	260,000 
				1 - 100 / 4523 < >

## TOP IN-DEMAND SKILLS

How many times were these skills found in job postings?

ACTIVE JOB POSTINGS THIS MONTH

24,014



## KEY JOB REQUIREMENTS

How often are these requirements desired in job postings?

ACTIVE JOB POSTINGS THIS MONTH

24,014



Driver's License  
452



First Aid  
807



Regular Access to a Vehicle  
689



Criminal Record Check  
1,361



Microsoft Office  
1,935



Food Safety  
426



## TOP OCCUPATIONS BY SKILL, FREQUENCY & DURATION

What jobs are in-demand and/or hard to fill?

	4 DIGIT NOC	4 DIGIT NOC NAME	SKILL LEVEL	POSTING COUNT	AVG POSTING LENGTH IN DAYS	MEDIAN POSTING LENGTH IN DAYS
1.	6421	Retail salespersons	NOC Skill Level C	1,074	17.5	17
2.	7452	Material handlers	NOC Skill Level C	884	18.2	17
3.	6552	Other customer and information services representatives	NOC Skill Level C	823	17.3	17
4.	0621	Retail and wholesale trade managers	NOC Skill Level A	524	18.7	17
5.	6711	Food counter attendants  kitchen helpers and related support occupations	NOC Skill Level D	489	17.3	17
6.	6322	Cooks	NOC Skill Level B	455	24.0	17
7.	1241	Administrative assistants	NOC Skill Level B	452	20.6	17
8.	1414	Receptionists	NOC Skill Level C	382	16.5	17
9.	7511	Transport truck drivers	NOC Skill Level C	353	19.5	17
10.	4412	Home support workers  housekeepers and related occupations	NOC Skill Level C	348	24.6	17
11.	2173	Software engineers and designers	NOC Skill Level A	346	24.6	17
12.	6622	Store shelf stockers  clerks and order fillers	NOC Skill Level D	330	16.6	17
13.	1431	Accounting and related clerks	NOC Skill Level C	293	17.7	17
14.	7514	Delivery and courier service drivers	NOC Skill Level C	282	16.8	17
15.	6411	Sales and account representatives - wholesale trade (non-technical)	NOC Skill Level C	282	17.1	17
16.	1123	Professional occupations in advertising  marketing and public relations	NOC Skill Level A	273	19.9	17
17.	6513	Food and beverage servers	NOC Skill Level C	267	16.2	17
18.	4032	Elementary school and kindergarten teachers	NOC Skill Level A	266	15.7	17
19.	1221	Administrative officers	NOC Skill Level B	240	20.4	17
20.	6731	Light duty cleaners	NOC Skill Level D	232	20.5	17
21.	3012	Registered nurses and registered psychiatric nurses	NOC Skill Level A	222	27.1	17
22.	1114	Other financial officers	NOC Skill Level A	212	16.8	17
23.	1521	Shippers and receivers	NOC Skill Level C	210	18.8	17
24.	0714	Facility operation and maintenance managers	NOC Skill Level A	199	17.6	17
25.	7611	Construction trades helpers and labourers	NOC Skill Level D	196	21.5	17
26.	0124	Advertising  marketing and public relations managers	NOC Skill Level A	193	21.0	17
27.	6211	Retail sales supervisors	NOC Skill Level B	181	22.2	17
28.	5254	Program leaders and instructors in recreation  sport and fitness	NOC Skill Level B	179	17.9	17
29.	1112	Financial and investment analysts	NOC Skill Level A	175	19.0	17

## JOB POSTINGS BY 3-DIGIT NATIONAL OCCUPATION CLASSIFICATION

What jobs are hard to fill and/or in-demand?

	3 DIGIT NOC	3 DIGIT NOC NAME	SKILL LEVEL	POSTING COUNT ▾	AVG POSTING LENGTH IN DAYS	MEDIAN POSTING LENGTH IN DAYS
1.	642	Retail salespersons	NOC Skill Level C	1,074	17.5	17
2.	655	Customer and information services representatives	NOC Skill Level C	895	17.1	17
3.	745	Longshore workers and material handlers	NOC Skill Level C	884	18.2	17
4.	217	Computer and information systems professionals	NOC Skill Level A	791	21.7	17
5.	751	Motor vehicle and transit drivers	NOC Skill Level C	678	18.1	17
6.	122	Administrative and regulatory occupations	NOC Skill Level B	621	19.3	17
7.	124	Office administrative assistants - general, legal and medical	NOC Skill Level B	573	19.9	17
8.	632	Chefs and cooks	NOC Skill Level B	557	23.7	17
9.	112	Human resources and business service professionals	NOC Skill Level A	552	19.2	17
10.	111	Auditors, accountants and investment professionals	NOC Skill Level A	528	18.4	17
11.	062	Retail and wholesale trade managers	NOC Skill Level A	524	18.7	17
12.	671	Food counter attendants, kitchen helpers and related support occupations	NOC Skill Level D	489	17.3	17
13.	141	General office workers	NOC Skill Level C	477	16.5	17
14.	152	Supply chain logistics, tracking and scheduling co-ordination occupations	NOC Skill Level C	461	18.6	17
15.	441	Home care providers and educational support occupations	NOC Skill Level C	444	27.3	17
16.	143	Financial, insurance and related administrative support workers	NOC Skill Level C	429	18.0	17
17.	421	Paraprofessional occupations in legal, social, community and education services	NOC Skill Level B	401	18.7	17
18.	011	Senior managers - construction, transportation, production and utilities	NOC Skill Level A	391	21.6	17
19.	651	Occupations in food and beverage service	NOC Skill Level C	389	16.6	17
20.	673	Cleaners	NOC Skill Level D	389	19.0	17
21.	662	Other sales support and related occupations	NOC Skill Level D	364	16.8	17
22.	071	Managers in customer and personal services, n.e.c.	NOC Skill Level A	347	17.8	17
23.	012	Senior managers - construction, transportation, production and utilities	NOC Skill Level A	346	19.1	17
24.	403	Secondary and elementary school teachers and educational counsellors	NOC Skill Level A	329	15.9	17
25.	228	Technical occupations in computer and information systems	NOC Skill Level B	325	18.3	17
26.	213	Civil, mechanical, electrical and chemical engineers	NOC Skill Level A	317	26.7	17
27.	341	Assisting occupations in support of health services	NOC Skill Level C	312	17.1	17
28.	641	Sales and account representatives - wholesale trade (non-technical)	NOC Skill Level C	282	17.1	17

## JOB POSTINGS BY 2-DIGIT NATIONAL OCCUPATION CLASSIFICATION

What jobs are hard to fill and/or in-demand?

	2 DIGIT NOC	2 DIGIT NOC NAME	SKILL LEVEL	POSTING COUNT ▾	AVG POSTING LENGTH IN DAYS	MEDIAN POSTING LENGTH IN DAYS
1.	65	Service representatives and other customer and personal services occupations	NOC Skill Level C	1,684	16.9	17
2.	21	Professional occupations in natural and applied sciences	NOC Skill Level A	1,471	23.3	17
3.	12	Administrative and financial supervisors and administrative occupations	NOC Skill Level B	1,428	19.6	17
4.	64	Sales representatives and salespersons - wholesale and retail trade	NOC Skill Level C	1,356	17.4	17
5.	11	Professional occupations in business and finance	NOC Skill Level A	1,080	18.8	17
6.	74	Other installers, repairers and servicers and material handlers	NOC Skill Level C	1,014	18.5	17
7.	63	Service supervisors and specialized service occupations	NOC Skill Level B	994	22.4	17
8.	14	Office support occupations	NOC Skill Level C	982	17.3	17
9.	22	Technical occupations related to natural and applied sciences	NOC Skill Level B	976	18.9	17
10.	67	Service support and other service occupations, n.e.c.	NOC Skill Level D	962	17.9	17
11.	06	Middle management occupations in retail and wholesale trade and customer services	NOC Skill Level A	882	19.1	17
12.	72	Industrial, electrical and construction trades	NOC Skill Level B	792	25.9	17
13.	75	Transport and heavy equipment operation and related maintenance occupations	NOC Skill Level C	789	18.6	17
14.	01	Senior managers - construction, transportation, production and utilities	NOC Skill Level A	744	20.3	17
15.	62	Retail sales supervisors and specialized sales occupations	NOC Skill Level B	595	18.9	17
16.	66	Sales support occupations	NOC Skill Level D	493	16.8	17
17.	15	Distribution, tracking and scheduling co-ordination occupations	NOC Skill Level C	487	18.7	17
18.	44	Care providers and educational, legal and public protection support occupations	NOC Skill Level C	454	27.1	17
19.	73	Maintenance and equipment operation trades	NOC Skill Level B	450	24.5	17
20.	32	Technical occupations in health	NOC Skill Level B	428	18.3	17
21.	42	Paraprofessional occupations in legal, social, community and education services	NOC Skill Level B	401	18.7	17
22.	52	Technical occupations in art, culture, recreation and sport	NOC Skill Level B	400	19.5	17
23.	07	Managers in customer and personal services, n.e.c.	NOC Skill Level A	397	18.2	17
24.	40	Professional occupations in education services	NOC Skill Level A	360	16.0	17
25.	41	Professional occupations in law and social, community and government services	NOC Skill Level A	344	18.1	17
26.	94	Processing and manufacturing machine operators and related production workers	NOC Skill Level C	320	19.4	17
					1 - 47 / 47	< >

## MULTILINGUAL JOB POSTINGS BY THE NUMBERS

ACTIVE POSTINGS  
**2,451**

NEW POSTINGS  
**0**

COMPANIES  
**1,410**

LANGUAGES  
**11**

## # OF DAYS POSTED

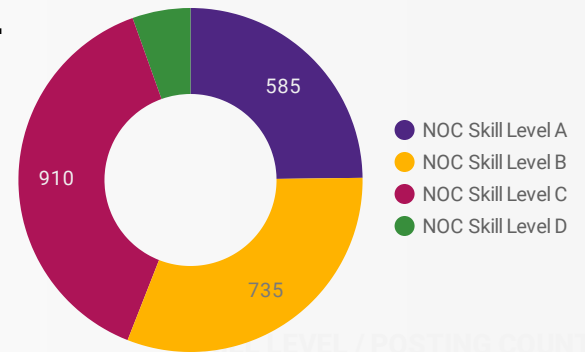
AVERAGE  
**17.9**

MEDIAN  
**17**

## MULTILINGUAL JOB POSTINGS BY SKILL LEVEL

What language skills are employers looking for by occupational skill level?

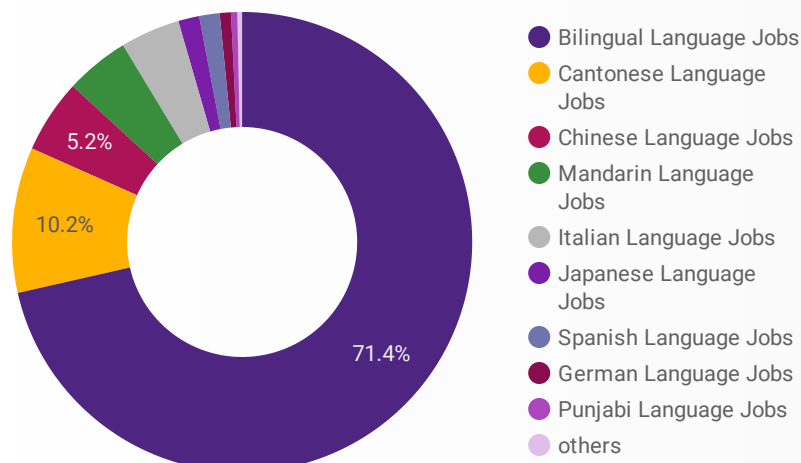
- 585** Skill Level A - Management/ Professional Occupations usually requiring University
- 735** Skill Level B - Usually college education or apprenticeship training
- 910** Skill Level C - Usually secondary education or occupation-specific training
- 129** Skill Level D - Usually on-the-job training



LANGUAGES	NOC Skill Level A	NOC Skill Level B	NOC Skill Level C	NOC Skill Level D
Bilingual Language Jobs	444	494	667	94
Cantonese Language Jobs	46	77	111	2
Chinese Language Jobs	32	29	40	10
Italian Language Jobs	9	54	31	15
Mandarin Language Jobs	32	44	25	
Japanese Language Jobs	5	20	9	3
Spanish Language Jobs	7	8	16	4
German Language Jobs	9	1	2	
Punjabi Language Jobs	1	2	7	1
Arabic Language Jobs		5	1	
Vietnamese Language Jobs		1	1	

## LANGUAGE SKILLS BREAKDOWN

Which kinds of language skills do employers seek?



	LANGUAGES	POSTING COUNT
1.	Bilingual Language Jobs	1,762
2.	Cantonese Language Jobs	246
3.	Chinese Language Jobs	119
4.	Italian Language Jobs	110
5.	Mandarin Language Jobs	103
6.	Spanish Language Jobs	37
7.	Japanese Language Jobs	37
8.	German Language Jobs	16
9.	Punjabi Language Jobs	13
10.	Arabic Language Jobs	6

## LANGUAGE SKILLS BEING RECRUITED BY JOB CATEGORY

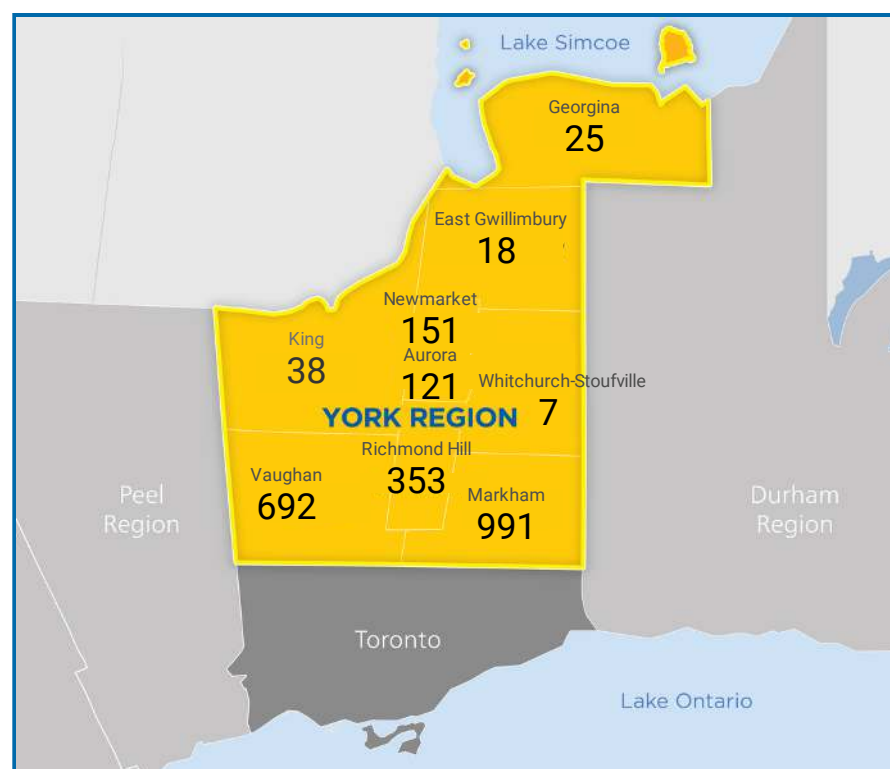
What language skills are sought by 1-Digit NOC?

BROAD OCCUPATIONAL CATEGORY	Bilingual ...	Cantonese...	Chinese ...	Italian La...	Mandarin...	Japanese...	Grand total
Business, finance and administration occu...	428	110	36	10	51	2	652
Health occupations	57	9	13	3	5		91
Management occupations	180	17	10	9	18	2	246
Natural and applied sciences and related o...	124	2	4		4	2	140
Natural resources, agriculture and related ...	6						6
Occupations in art, culture, recreation and ...	49	8	5		3		67
Occupations in education, law and social, ...	169	15	8	3	8		206
Occupations in manufacturing and utilities	49		1				51
Sales and service occupations	471	65	23	84	7	30	706
Trades, transport and equipment operator...	166	10	11		5	1	194
<b>Grand total</b>	<b>1,699</b>	<b>236</b>	<b>111</b>	<b>109</b>	<b>101</b>	<b>37</b>	<b>2,359</b>

## MULTILINGUAL JOB POSTINGS BY MUNICIPALITY

What language skills are sought by 4-Digit NOC?

	MUNICIPALITY	JOB LANGUAGES	AVG POSTING LENGTH IN DAYS	MEDIAN POSTING LENGTH IN DAYS
1.	City of Markham	991	19.4	17
2.	City of Vaughan	692	20.5	17
3.	Town of Richmond Hill	353	19.4	17
4.	Town of Newmarket	151	17.5	17
5.	Town of Aurora	121	18.3	17
6.	Township of King	38	21.4	17
7.	Town of Georgina	25	18.9	17
8.	Town of East Gwillimbury	18	16.5	15
9.	Town of Whitchurch-Stouffville	7	19.1	17



## LANGUAGE DEMAND BY JOB

What language skills are sought by 4-Digit NOC?

4 DIGIT NOC NAME		POSTINGS ▾
1.	Other customer and information services re...	191
2.	Retail salespersons	103
3.	Administrative assistants	94
4.	Receptionists	86
5.	Material handlers	78
6.	Cooks	75
7.	Professional occupations in advertising  ma...	69
8.	Elementary school and kindergarten teachers	66
9.	Accounting and related clerks	57
10.	Food counter attendants  kitchen helpers an...	46
11.	User support technicians	45
12.	Retail and wholesale trade managers	39
13.	Food and beverage servers	39
14.	Sales and account representatives - wholes...	35
15.	Administrative officers	35
16.	Corporate sales managers	28
17.	Home support workers  housekeepers and r...	27
18.	Advertising  marketing and public relations ...	26
19.	Other financial officers	25
20.	Program leaders and instructors in recreati...	25
21.	Social and community service workers	24
22.	Customer services representatives - financi...	23
23.	Facility operation and maintenance manage...	20
24.	Chefs	20
25.	Human resources professionals	19
26.	Managers in health care	18
27.	Nurse aides  orderlies and patient service a...	18
28.	Accounting technicians and bookkeepers	17
29.	Purchasing agents and officers	16
30.	Collectors	16
31.	Professional occupations in business mana...	16
1 - 100 / 260		< >

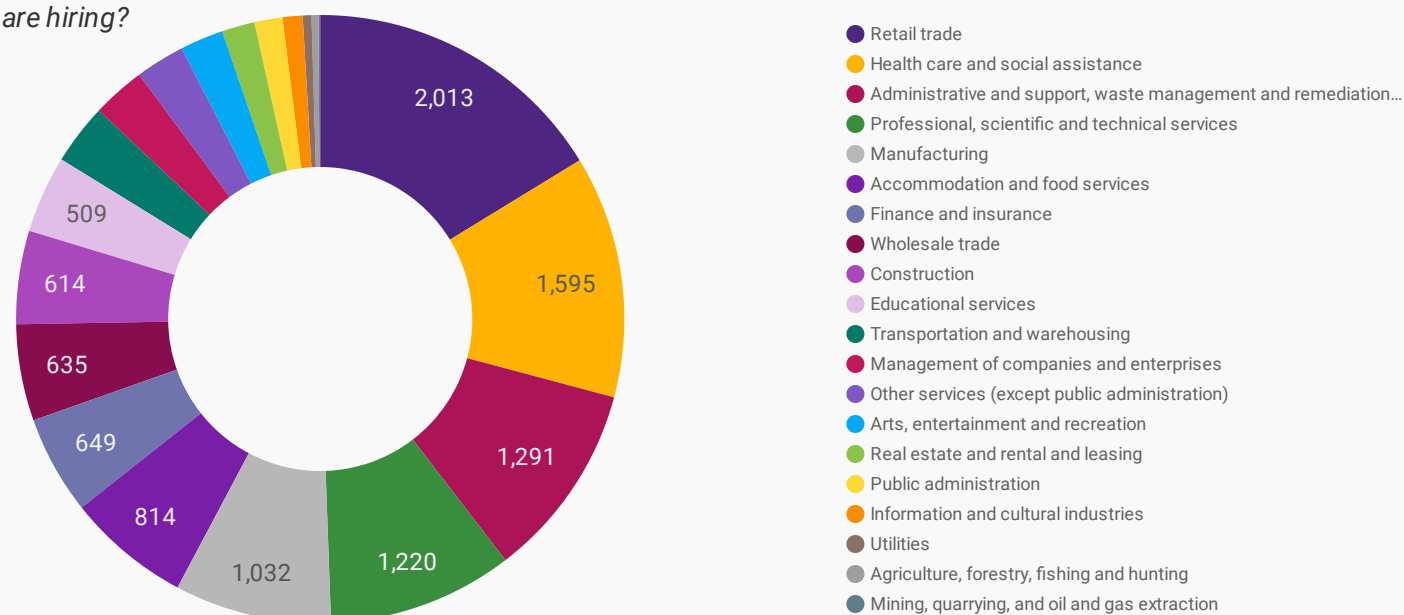
## MULTILINGUAL HIRING EMPLOYERS

Which employers are seeking multilingual candidates?

COMPANY		POSTINGS ▾
1.	YORK REGION DISTRICT SCHOOL BOARD	60
2.	VEXOS	20
3.	BGIS Global Integrated Solutions	16
4.	Advanced Skytech Canada Ltd.	16
5.	EnGenius Technologies	15
6.	J&j Family Of Companies	13
7.	The NewRoads Automotive Group	13
8.	Randstad Canada	13
9.	TC Transcontinental	13
10.	TD BANK	13
11.	STAPLES CANADA	12
12.	TD	11
13.	National Bank	11
14.	Brattys LLP	10
15.	Farm Boy Inc.	10
16.	YEE HONG CENTRE FOR GERIATRIC CARE	10
17.	LAURA CANADA	10
18.	Grainger Canada	10
19.	WSP	10
20.	Staples	9
21.	Tapagria Spanish Tapas Bar	9
22.	BGIS	9
23.	Johnson & Johnson	9
24.	Home and Community Care Support Services	8
25.	MARCELLO'S PIZZERIA	8
26.	Magna International Inc.	8
27.	Sentrex Health Solutions Inc.	8
28.	Gobest Immigration Services	8
29.	MicroSpec Systems Inc	7
30.	DIGRAM DEVELOPMENTS INC.	7
1 - 50 / 1412		< >

## TOP HIRING SECTORS BY 2-DIGIT NAICS CODE

What sectors are hiring?



	2-DIGIT NAICS LABEL	NAICS CODE	POSTING COUNT	AVG POSTING LENGTH IN DAYS	MEDIAN POSTING LENGTH IN DAYS
1.	Retail trade	44-45	2,013	17.7	17
2.	Health care and social assistance	62	1,595	18.3	17
3.	Administrative and support, waste management and remediation services	56	1,291	22.7	17
4.	Professional, scientific and technical services	54	1,220	22.8	17
5.	Manufacturing	31-33	1,032	19.9	17
6.	Accommodation and food services	72	814	19.0	17
7.	Finance and insurance	52	649	16.4	17
8.	Wholesale trade	41	635	20.0	17
9.	Construction	23	614	21.8	17
10.	Educational services	61	509	16.9	17
11.	Transportation and warehousing	48-49	400	20.4	17
12.	Management of companies and enterprises	55	349	16.6	17
13.	Other services (except public administration)	81	325	19.3	17
14.	Arts, entertainment and recreation	71	285	17.0	17
15.	Real estate and rental and leasing	53	216	18.5	17
16.	Public administration	91	185	17.1	14
17.	Information and cultural industries	51	132	16.3	14
18.	Utilities	22	57	17.5	17
19.	Agriculture, forestry, fishing and hunting	11	46	24.2	17
20.	Mining, quarrying, and oil and gas extraction	21	11	17.0	17

NOTE: NAICS code 56 includes Employment Agencies. Manufacturing includes codes 31-33, Retail Trade includes codes 44-45 and Transportation and Warehousing includes codes 48-49.

## TOP HIRING SECTORS BY 3-DIGIT NAICS CODE

What sectors are hiring?

	3-DIGIT NAICS LABEL	NAICS CODE	POSTING COUNT ▾	AVG POSTING LENGTH IN DAYS	MEDIAN POSTING LENGTH IN DAYS
1.	Administrative and support services	561	1,259	22.9	17
2.	Professional, scientific and technical services	541	1,220	22.8	17
3.	Food services and drinking places	722	718	19.4	17
4.	Hospitals	622	661	19.6	14
5.	Educational services	611	509	16.9	17
6.	Ambulatory health care services	621	506	17.0	17
7.	Food and beverage stores	445	453	19.2	17
8.	Credit intermediation and related activities	522	384	15.2	14
9.	Management of companies and enterprises	551	349	16.6	17
10.	Clothing and clothing accessories stores	448	347	17.8	17
11.	Specialty trade contractors	238	307	23.5	17
12.	Motor vehicle and parts dealers	441	286	17.7	17
13.	Amusement, gambling and recreation industries	713	265	17.1	17
14.	Building material and garden equipment and supplies dealers	444	251	17.0	17
15.	Social assistance	624	225	17.1	17
16.	Insurance carriers and related activities	524	219	18.0	17
17.	Transportation equipment manufacturing	336	213	18.6	17
18.	Nursing and residential care facilities	623	203	18.4	17
19.	Machinery, equipment and supplies merchant wholesalers	417	196	19.2	17
20.	Construction of buildings	236	173	20.3	17
21.	Truck transportation	484	167	24.5	17
22.	Computer and electronic product manufacturing	334	154	19.1	17
23.	Building material and supplies merchant wholesalers	416	153	19.5	17
24.	Local, municipal and regional public administration	913	152	14.8	13
25.	Furniture and home furnishings stores	442	152	16.8	17
26.	Health and personal care stores	446	146	17.3	17
27.	Personal and laundry services	812	144	19.3	17
28.	Heavy and civil engineering construction	237	134	19.8	17
29.	Couriers and messengers	492	133	17.3	17
30.	Real estate	531	131	18.0	17
31.	Repair and maintenance	811	128	20.4	17



## TOP HIRING SECTORS BY 4-DIGIT NAICS CODE

What sectors are hiring?

	4-DIGIT NAICS LABEL	NAICS CODE	POSTING COUNT ▾	AVG POSTING LENGTH IN DAYS	MEDIAN POSTING LENGTH IN DAYS
1.	Employment services	5613	948	23.8	17
2.	General medical and surgical hospitals	6221	659	19.6	14
3.	Full-service restaurants and limited-service eating places	7225	656	19.3	17
4.	Computer systems design and related services	5415	510	33.3	17
5.	Elementary and secondary schools	6111	363	16.4	17
6.	Depository credit intermediation	5221	361	15.2	14
7.	Grocery stores	4451	359	17.7	17
8.	Management of companies and enterprises	5511	349	16.6	17
9.	Architectural, engineering and related services	5413	323	17.3	14
10.	Clothing stores	4481	291	17.9	17
11.	Automobile dealers	4411	260	17.9	17
12.	Building material and supplies dealers	4441	242	17.0	17
13.	Other amusement and recreation industries	7139	215	17.1	17
14.	Motor vehicle parts manufacturing	3363	194	18.2	17
15.	Management, scientific and technical consulting services	5416	177	18.6	17
16.	Offices of other health practitioners	6213	172	15.8	17
17.	Services to buildings and dwellings	5617	162	21.0	17
18.	Agencies, brokerages and other insurance related activities	5242	159	16.7	17
19.	General freight trucking	4841	157	24.9	17
20.	Other local, municipal and regional public administration	9139	152	14.8	13
21.	Community care facilities for the elderly	6233	151	17.6	17
22.	Health and personal care stores	4461	146	17.3	17
23.	Offices of dentists	6212	139	16.6	17
24.	Building equipment contractors	2382	139	20.7	17
25.	Other schools and instruction	6116	125	18.4	17
26.	Child day-care services	6244	115	18.1	17
27.	Food merchant wholesalers	4131	109	24.8	17
28.	Individual and family services	6241	106	16.2	17
29.	Other machinery, equipment and supplies merchant wholesalers	4179	98	18.3	17
30.	Personal care services	8121	94	21.2	17
31.	Home health care services	6216	92	19.7	17

## TOP HIRING SECTORS BY 5-DIGIT NAICS CODE

What sectors are hiring?

	5-DIGIT NAICS LABEL	NAICS CODE	POSTING COUNT ▾	AVG POSTING LENGTH IN DAYS	MEDIAN POSTING LENGTH IN DAYS
1.	Employment placement agencies and executive search services	56131	772	25.5	17
2.	General medical and surgical hospitals	62211	659	19.6	14
3.	Full-service restaurants and limited-service eating places	72251	656	19.3	17
4.	Computer systems design and related services	54151	510	33.3	17
5.	Elementary and secondary schools	61111	363	16.4	17
6.	Banking	52211	360	15.2	14
7.	Supermarkets and other grocery (except convenience) stores	44511	353	17.8	17
8.	Management of companies and enterprises	55111	349	16.6	17
9.	Engineering services	54133	277	17.0	14
10.	New car dealers	44111	246	17.7	17
11.	Temporary help services	56132	176	16.0	17
12.	Other local, municipal and regional public administration	91391	152	14.8	13
13.	Management consulting services	54161	152	18.9	17
14.	Community care facilities for the elderly	62331	151	17.6	17
15.	Offices of dentists	62121	139	16.6	17
16.	Insurance agencies and brokerages	52421	128	16.9	17
17.	Child day-care services	62441	115	18.1	17
18.	Family clothing stores	44814	115	19.1	17
19.	Landscaping services	56173	103	23.3	17
20.	Golf courses and country clubs	71391	100	17.4	17
21.	Fitness and recreational sports centres	71394	99	16.9	17
22.	Motor vehicle transmission and power train parts manufacturing	33635	98	18.5	14
23.	Home centres	44411	93	15.9	17
24.	Home health care services	62161	92	19.7	17
25.	All other schools and instruction	61169	90	17.7	17
26.	Plumbing, heating and air-conditioning contractors	23822	89	22.6	17
27.	Semiconductor and other electronic component manufacturing	33441	88	19.0	17
28.	Residential building construction	23611	86	23.5	17
29.	General freight trucking, long distance	48412	85	26.0	17
30.	Other clothing stores	44819	83	16.8	17
31.	Other motor vehicle parts manufacturing	33639	83	17.4	17

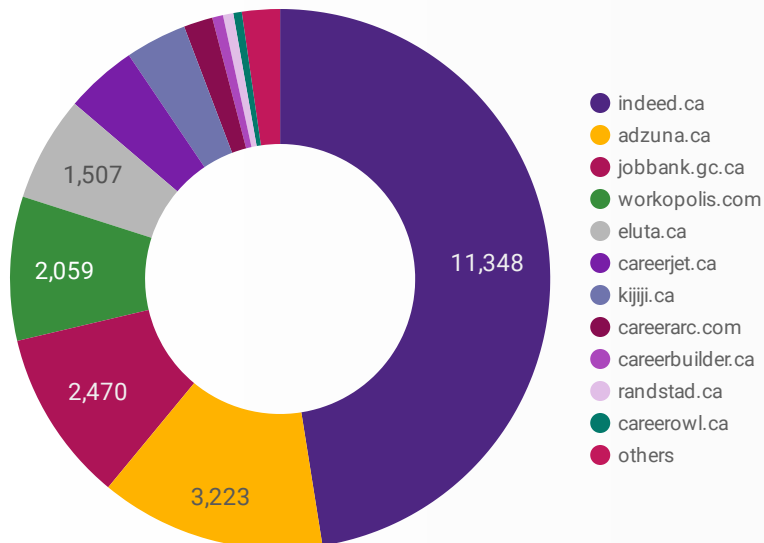
## TOP HIRING SECTORS BY 6-DIGIT NAICS CODE

What sectors are hiring?

	6-DIGIT NAICS LABEL	NAICS CODE	POSTING COUNT ▼	AVG POSTING LENGTH IN DAYS	MEDIAN POSTING LENGTH IN DAYS
1.	Employment placement agencies and executive search services	561310	772	25.5	17
2.	Full-service restaurants	722511	511	18.5	17
3.	Computer systems design and related services (except video game design and development)	541514	510	33.3	17
4.	Elementary and secondary schools	611110	363	16.4	17
5.	Supermarkets and other grocery (except convenience) stores	445110	353	17.8	17
6.	General (except paediatric) hospitals	622111	334	26.2	17
7.	Paediatric hospitals	622112	325	15.1	14
8.	Holding companies	551113	315	16.9	17
9.	Corporate and institutional banking industry	522112	311	15.0	14
10.	Engineering services	541330	277	17.0	14
11.	New car dealers	441110	246	17.7	17
12.	Temporary help services	561320	176	16.0	17
13.	Other local, municipal and regional public administration	913910	152	14.8	13
14.	Community care facilities for the elderly	623310	151	17.6	17
15.	Limited-service eating places	722512	145	22.2	17
16.	Offices of dentists	621210	139	16.6	17
17.	Insurance agencies and brokerages	524210	128	16.9	17
18.	Child day-care services	624410	115	18.1	17
19.	Family clothing stores	448140	115	19.1	17
20.	Landscaping services	561730	103	23.3	17
21.	Golf courses and country clubs	713910	100	17.4	17
22.	Fitness and recreational sports centres	713940	99	16.9	17
23.	Motor vehicle transmission and power train parts manufacturing	336350	98	18.5	14
24.	Home centres	444110	93	15.9	17
25.	Home health care services	621610	92	19.7	17
26.	All other schools and instruction	611690	90	17.7	17
27.	Plumbing, heating and air-conditioning contractors	238220	89	22.6	17
28.	Semiconductor and other electronic component manufacturing	334410	88	19.0	17
29.	Residential building construction	236110	86	23.5	17
30.	All other clothing stores	448199	83	16.8	17

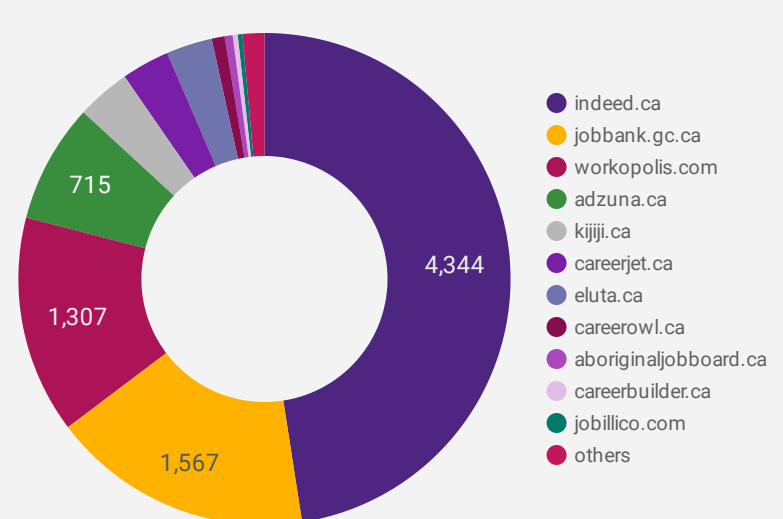
## JOB POSTINGS BY JOB BOARD

What share of unique job postings appear on each job board?



## COMPANIES BY JOB BOARD

What share of unique job postings appear on each job board?



## JOB POSTING DETAILS BY JOB BOARD

How does job posting activity differ by job board?

	JOB BOARD	POSTING COUNT ▾	AVG POSTING LENGTH IN DAYS	MEDIAN POSTING LENGTH IN DAYS	# OF COMPANIES
1.	indeed.ca	11,348	17.0	17	4,344
2.	adzuna.ca	3,223	14.0	14	715
3.	jobbank.gc.ca	2,470	41.1	30	1,567
4.	workopolis.com	2,059	14.0	14	1,307
5.	eluta.ca	1,507	17.0	17	276
6.	careerjet.ca	1,028	28.7	35	288
7.	kijiji.ca	878	15.0	15	323
8.	careerarc.com	415	43.1	27	21
9.	careerbuilder.ca	155	18.5	18	30
10.	randstad.ca	148	71.5	90	1
11.	careerowl.ca	121	127.0	106	78
12.	jobillico.com	120	28.4	16	28
13.	rncareers.ca	106	56.7	78	19
14.	aboriginaljobboard.ca	62	28.8	33	48
15.	itjobs.ca	45	26.9	21	10
16.	charityvillage.com	29	15.0	15	21
17.	network.applytoeducation.com	29	10.5	4	5