

# JOB DEMAND REPORT

## AUGUST 2022

### HIGHLIGHTS

#### JOB POSTINGS BY THE NUMBERS

POSTING COUNT	NEW THIS MONTH	COMPANIES	JOB BOARDS
27,396	18,224	7,812	35

#### # OF DAYS POSTED

AVERAGE	MEDIAN
17.7	17

## REPORT BUILDER

The default filter selection below will show all job demand data for the month. You can use the filters to create a customized report for the purpose of understanding a subset of the data.

#### OCCUPATION FILTERS

SKILL TYPE NAME / 1-DIGIT NOC	▼
MAJOR GROUP / 2-DIGIT NOC	▼
MINOR GROUP / 3-DIGIT NOC	▼
UNIT GROUP / 4-DIGIT NOC	▼
SKILL LEVEL	▼
JOB TYPE	▼
JOB DURATION	▼
ADDITIONAL LANGUAGE	▼
SPECIFIC JOB TAGS	▼

#### INDUSTRY/SECTOR FILTERS

HIRING SECTOR BY 2-DIGIT NAICS CODE	▼
HIRING SECTOR BY 3-DIGIT NAICS CODE	▼
HIRING SECTOR BY 4-DIGIT NAICS CODE	▼
HIRING SECTOR BY 5-DIGIT NAICS CODE	▼
HIRING SECTOR BY 6-DIGIT NAICS CODE	▼

#### OTHER FILTERS

MUNICIPALITY	▼
JOB BOARD	▼

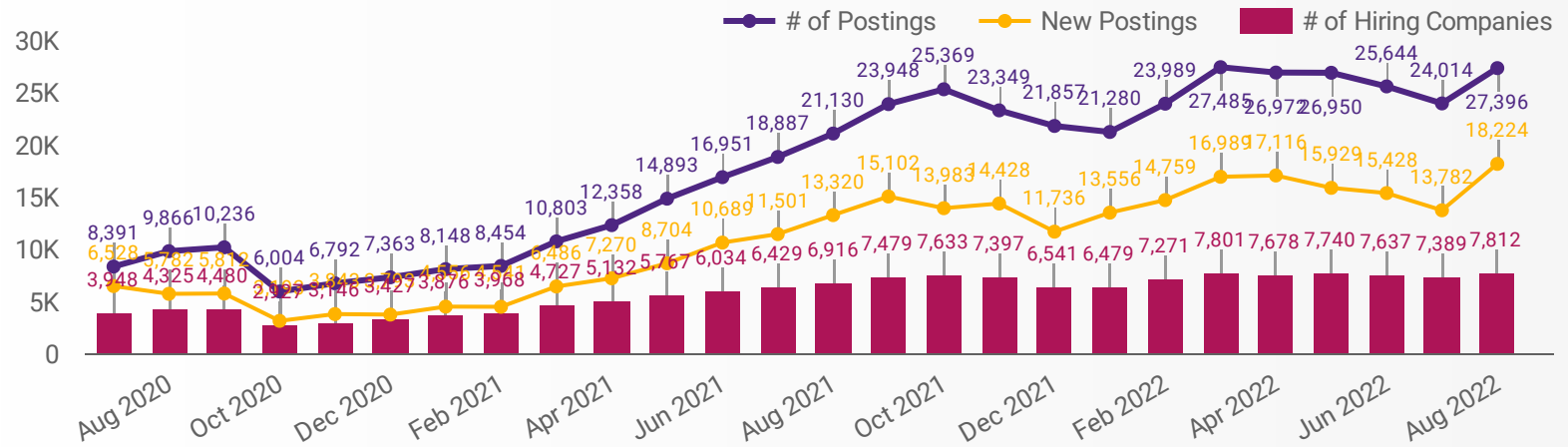
NOC = National Occupation Classification | NAICS = North American Industry Classification System

#### Source:

Job posting data collected by Workforce Planning Board of York Region from job boards and employer websites who recruit candidates in York Region.

## JOB POSTINGS BY MONTH FOR YORK REGION

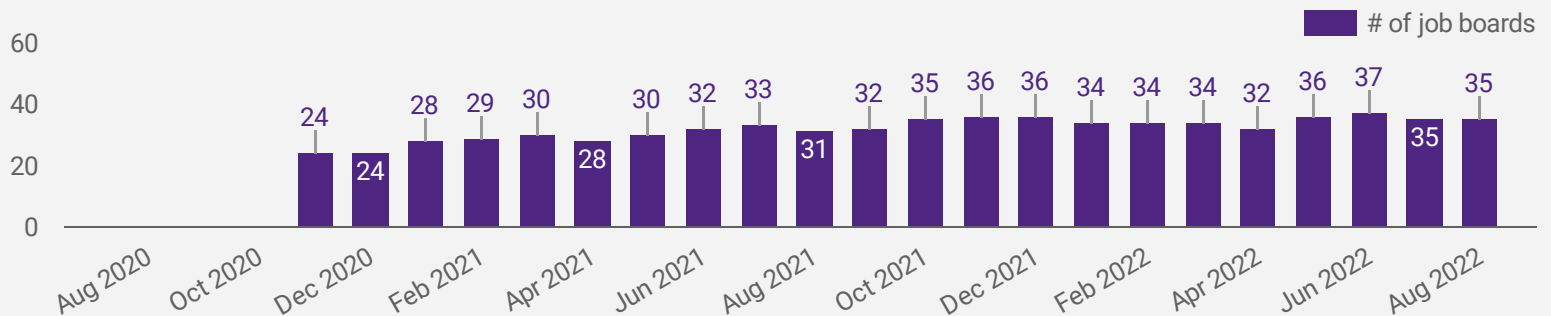
How many job postings were active for at least 1 day this month?



NOTE: This graph cannot be filtered using the controls on the cover page

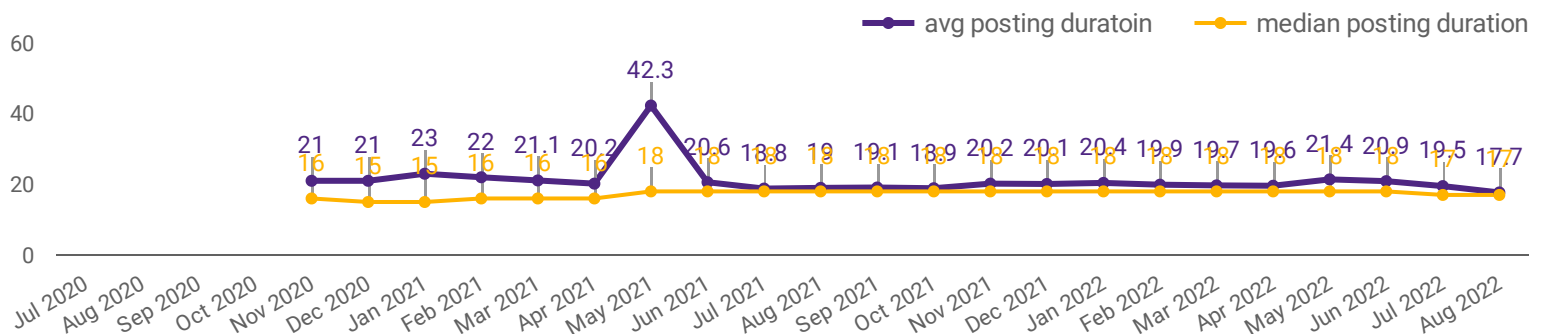
## NUMBER OF ACTIVE JOB BOARDS

How many job postings were active for at least 1 day this month on these job boards?



## AVG & MEDIAN POSTING LENGTH BY DAYS

How long are employers having to recruit for to find candidates to fill their job vacancies?



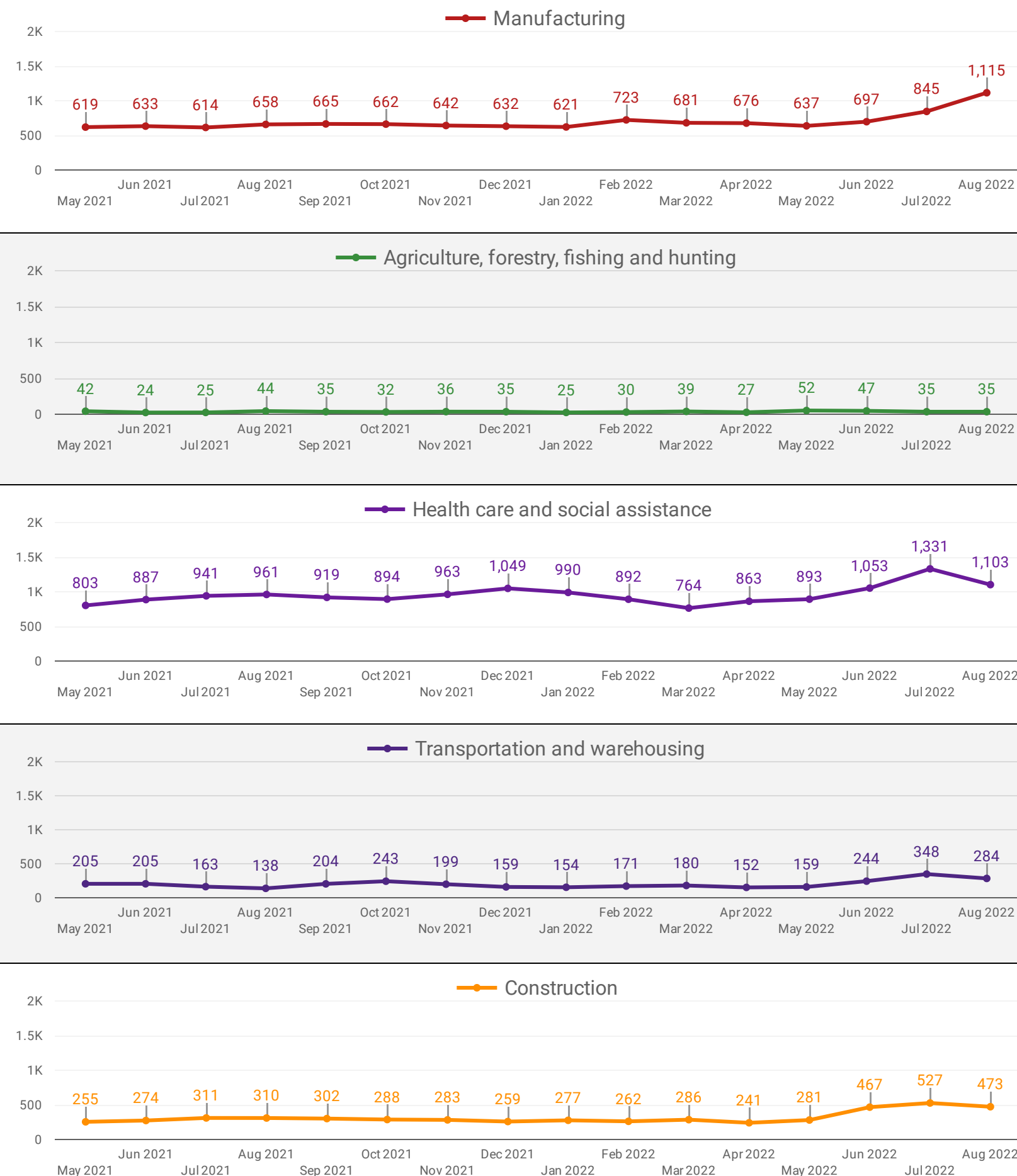
## POST DATE TIMELINE FOR THIS MONTH'S ACTIVE JOB POSTINGS

How many job postings were active for at least 1 day this month?



## DEMAND BY KEY SECTOR (YORK REGION)

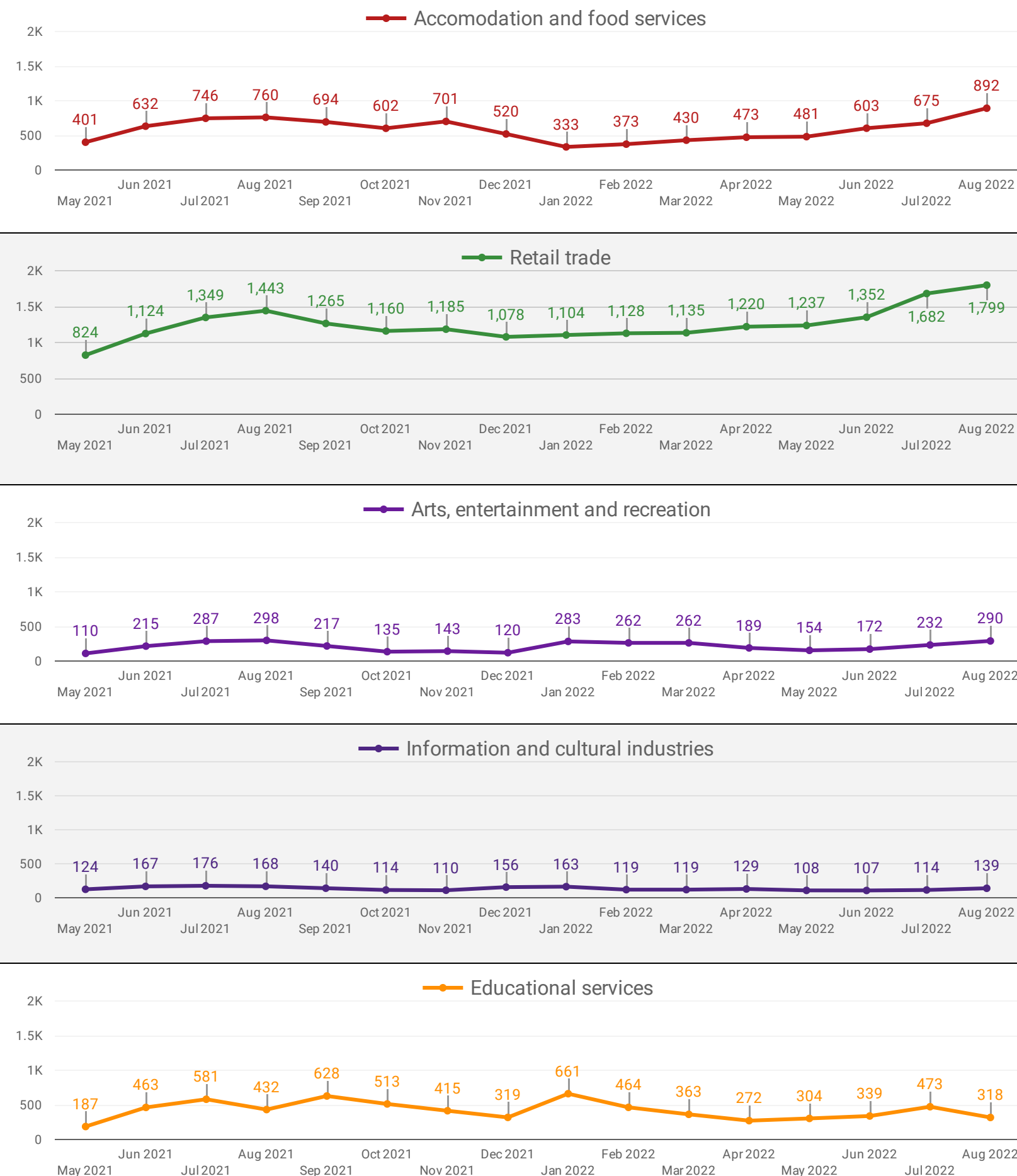
How many job postings were active for at least 1 day this month by sector?



NOTE: This graph cannot be filtered using the controls on the cover page

## DEMAND BY IMPACTED SECTOR (YORK REGION)

How many job postings were active for at least 1 day this month by sector?

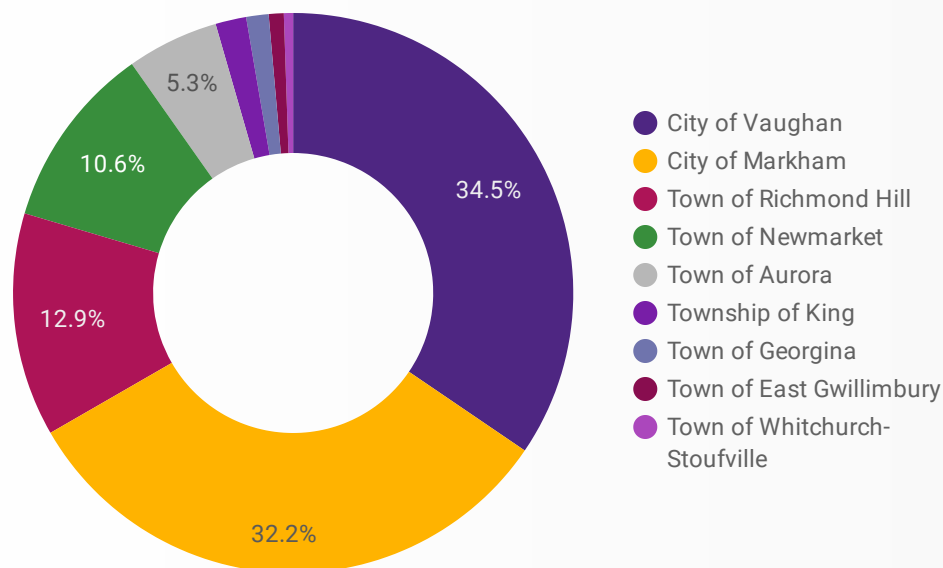


NOTE: This graph cannot be filtered using the controls on the cover page

## JOB POSTINGS BY MUNICIPALITY

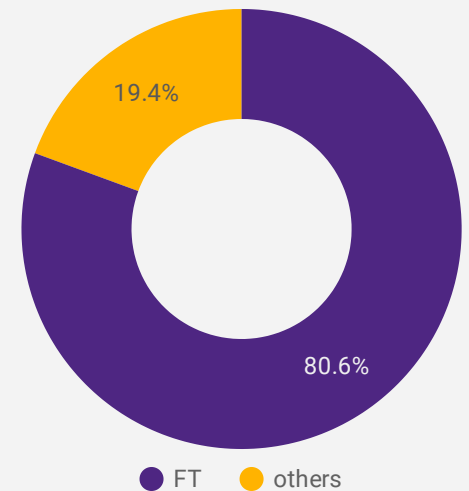
Where are job opportunities being offered?

	MUNICIPALITY	POSTING COUNT	AVG POSTING LENGTH IN DAYS	MEDIAN POSTING LENGTH IN DAYS
1.	City of Vaughan	9,184	18.2	17
2.	City of Markham	8,562	18.0	17
3.	Town of Richmond Hill	3,436	17.5	17
4.	Town of Newmarket	2,833	15.8	17
5.	Town of Aurora	1,410	16.4	17
6.	Township of King	473	17.7	15
7.	Town of Georgina	344	17.4	17
8.	Town of East Gwillimbury	230	18.2	14
9.	Town of Whitchurch-Stouffville	142	22.2	17



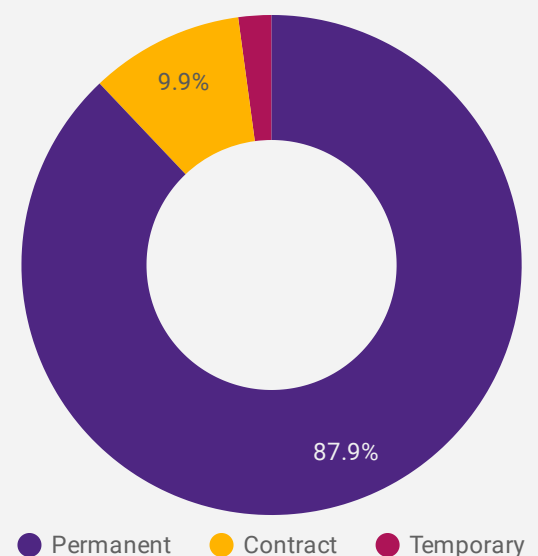
## JOB TYPE

Full-time vs Part-time



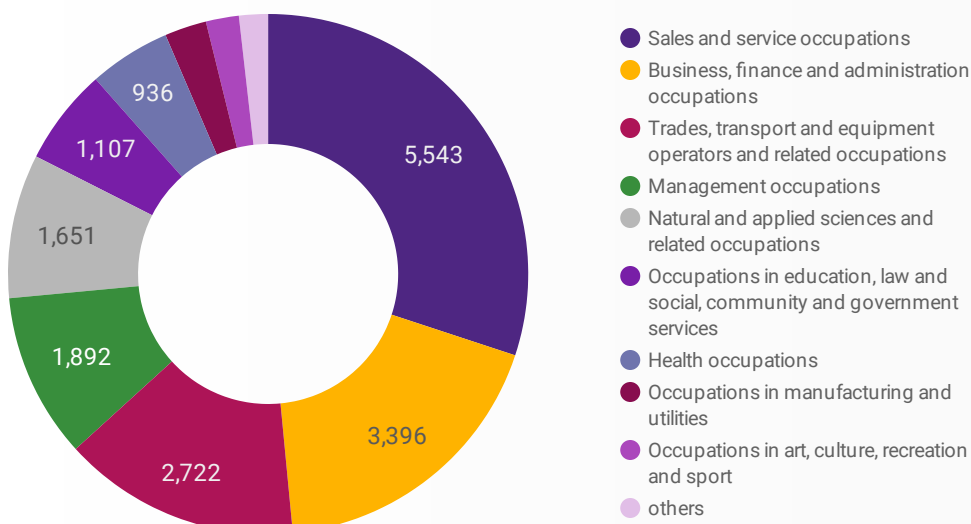
## JOB DURATION

Permanency of jobs posted



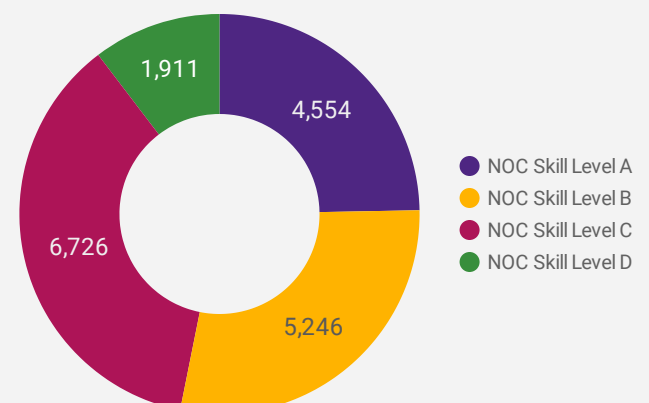
## JOB POSTINGS BY JOB CATEGORY

What broad occupational category is being recruited?



## JOB POSTINGS BY SKILL LEVEL

What education do occupations typically require?



Skill Level A = Usually University education | Skill Level B = Usually College education or Apprenticeship training | Skill Level C = Usually Secondary education or occupation-specific training | Skill Level D = Usually on-the-job training

## TOP HIRING EMPLOYERS & AGENCIES

Who is hiring?

	COMPANY	MUNICIPALITY	POSTINGS COUNT ▾	AVG POSTING LENGTH IN DAYS	MEDIAN POSTING LENGTH IN DAYS
1.	AMD	City of Markham	231	77.7	61
2.	Oak Valley Health	City of Markham	222	15.7	17
3.	Advanced Micro Devices, Inc.	City of Markham	186	12.8	14
4.	YORK REGION DISTRICT SCHOOL BOARD	City of Markham	156	12.5	17
5.	WSP	City of Markham	119	14.1	14
6.	MACKENZIE HEALTH	Town of Richmond Hill	113	18.1	14
7.	Southlake Regional Health Care Centre	Town of Newmarket	98	17.0	17
8.	AMD / Advanced Micro Devices, Inc.	City of Markham	98	18.1	17
9.	Worlds Of Fun	City of Vaughan	96	11.3	14
10.	TD BANK	City of Markham	92	14.7	16
11.	SOUTHLAKE REGIONAL HEALTH CENTRE	Town of Newmarket	85	18.4	17
12.	TD	City of Markham	83	14.0	14
13.	Cedar Fair Entertainment Company	City of Vaughan	80	13.2	14
14.	Randstad Canada	City of Markham	79	73.0	90
15.	AECOM	City of Markham	76	13.2	14
16.	Johnson & Johnson	City of Markham	76	14.7	14
17.	Multimatic Advanced Manufacturing Technologies	City of Markham	72	13.3	14
18.	Municipality of York	Town of Newmarket	71	13.3	13
19.	OPENTEXT CORPORATION	Town of Richmond Hill	70	11.8	14
20.	Magna International Inc.	City of Vaughan	68	12.6	14
21.	Kyndryl Holding Inc.	City of Markham	66	13.5	14
22.	City of Markham	City of Markham	62	16.3	17
23.	YORK REGION DISTRICT SCHOOL BOARD	Town of Richmond Hill	61	11.4	14
24.	Zanchin Automotive Group	City of Vaughan	59	16.7	17
25.	Extendicare	City of Markham	58	15.3	14
26.	STAPLES CANADA	Town of Richmond Hill	56	14.7	14
27.	Qualcomm	City of Markham	55	13.0	14
28.	York Region	Town of	55	16.5	17

## TOP HOURLY WAGES IN JOB POSTINGS

What are employers willing to pay to find the perfect candidate?

# of Minimum Wage Job Postings

193

	JOB TITLE	COMPANY	LOCATION	HOURLY WAGE ▾
1.	Freelance Photographer	Creative Social	City of Vaughan	200 
2.	Clinical Psychologist - New	NEW PATH CHILD & ADOLESCENT PSYCHOLOGY CENTRE	City of Markham	175 
3.	Naturopath	HOLLAND LANDING HEALTH CENTRE	Town of East Gwillimbury	150 
4.	General Manager - Financial, Communications And Other Business Services	SCI Ltd	City of Markham	114 
5.	Pathologist, Speech-language	Speech Therapy Centres of Canada Ltd	Town of Richmond Hill	90 
6.	Electrical Engineer	Nes Fircroft	City of Markham	87 
7.	Process Engineer	Nes Fircroft	City of Markham	87 
8.	Physical Therapist	ANCHOR Clinic	Town of Georgina	85 
9.	Director, Human Resources - Full Time - Markham Site	Oak Valley Health	City of Markham	84.54 
10.	Professional movers with affordable prices starts from \$80/hr	Boxify	City of Markham	80 
				1 - 100 / 3706 < >

## TOP SALARIES IN JOB POSTINGS

What are employers willing to pay to find the perfect candidate?

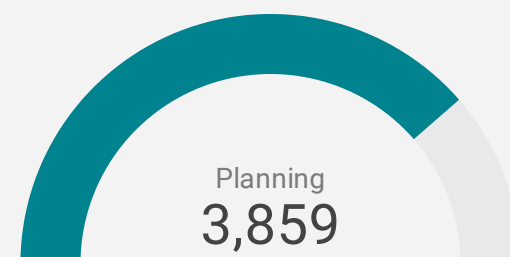
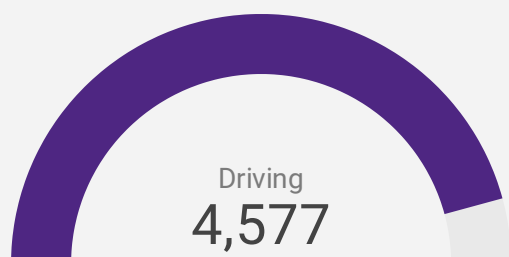
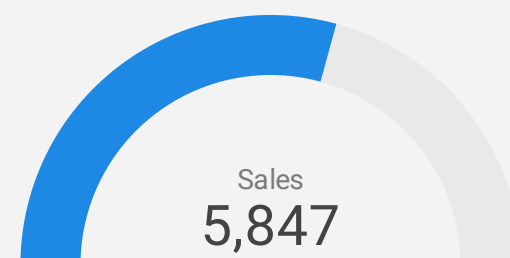
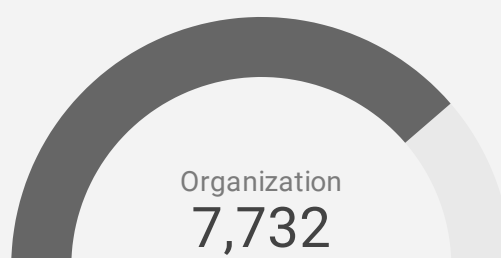
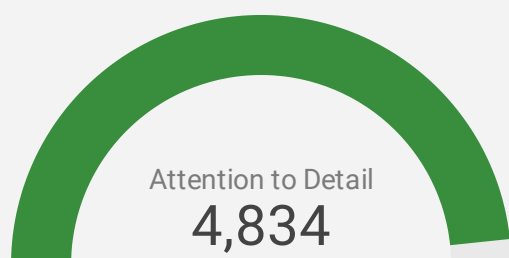
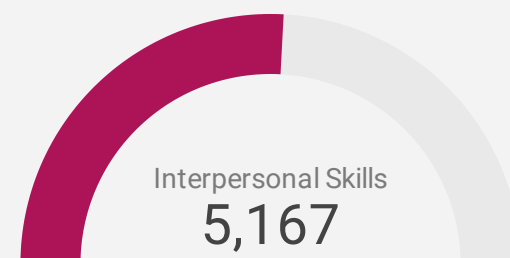
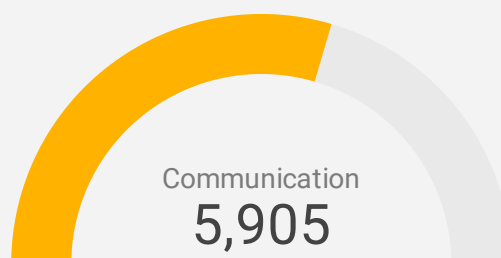
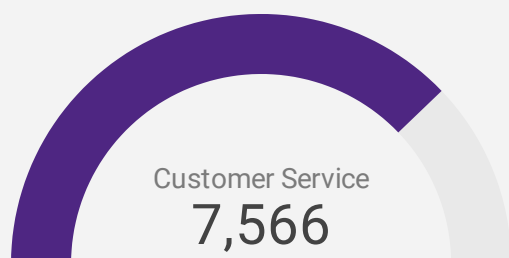
	JOB TITLE	COMPANY	LOCATION	ANNUAL SALARY ▾
1.	Real Estate Agent	RE/MAX EXCEL REALTY LTD.	City of Markham	300,000 
2.	Agent, Real Estate	RE/MAX EXCEL REALTY LTD.	City of Markham	300,000 
3.	Gastroenterologist "Markham Stouffville Hospital	Oak Valley Health	City of Markham	280,000 
4.	HIRING OWNER OPERATORS FOR LOCAL AND HWY - PAID UP TO \$260K + !!	Kijiji Jobs	City of Vaughan	260,000 
5.	HIRING OWNER OPERATORS IN VAUGHAN-LOCAL & HWY-PAID \$260+/YEAR!!	Kijiji Jobs	City of Vaughan	260,000 
6.	HIRING OWNER OPERATORS IN VAUGHAN - LOCAL & HWY - \$260K+/YEAR!!	Kijiji Jobs	City of Vaughan	260,000 
7.	HIRING OWNER OPERATORS IN VAUGHAN-LOCAL & HWY-PAID \$260K+/YEAR!!	Kijiji Jobs	City of Vaughan	260,000 
8.	HIRING OWNER OPERATORS IN VAUGHAN - PAID UP TO \$260K+ DEDUCTIBLE	Fastfrate Group	City of Vaughan	260,000 
				1 - 100 / 5177 < >

## TOP IN-DEMAND SKILLS

How many times were these skills found in job postings?

ACTIVE JOB POSTINGS THIS MONTH

27,396



## KEY JOB REQUIREMENTS

How often are these requirements desired in job postings?

ACTIVE JOB POSTINGS THIS MONTH

27,396



Driver's License  
530



First Aid  
957



Regular Access to a Vehicle  
754



Criminal Record Check  
1,549



Microsoft Office  
2,137



Food Safety  
566



## TOP OCCUPATIONS BY SKILL, FREQUENCY & DURATION

What jobs are in-demand and/or hard to fill?

	4 DIGIT NOC	4 DIGIT NOC NAME	SKILL LEVEL	POSTING COUNT ▾	AVG POSTING LENGTH IN DAYS	MEDIAN POSTING LENGTH IN DAYS
1.	6421	Retail salespersons	NOC Skill Level C	1,155	15.8	17
2.	7452	Material handlers	NOC Skill Level C	870	16.5	17
3.	6552	Other customer and information services representatives	NOC Skill Level C	699	16.1	17
4.	0621	Retail and wholesale trade managers	NOC Skill Level A	514	16.1	17
5.	6322	Cooks	NOC Skill Level B	500	22.3	17
6.	1241	Administrative assistants	NOC Skill Level B	473	19.7	17
7.	6711	Food counter attendants  kitchen helpers and related support occupations	NOC Skill Level D	412	17.4	17
8.	1414	Receptionists	NOC Skill Level C	411	15.8	17
9.	4412	Home support workers  housekeepers and related occupations	NOC Skill Level C	369	20.3	17
10.	6513	Food and beverage servers	NOC Skill Level C	328	15.6	17
11.	8612	Landscaping and grounds maintenance labourers	NOC Skill Level D	286	16.9	17
12.	6622	Store shelf stockers  clerks and order fillers	NOC Skill Level D	281	16.3	17
13.	7511	Transport truck drivers	NOC Skill Level C	263	19.9	17
14.	1431	Accounting and related clerks	NOC Skill Level C	257	17.0	17
15.	6731	Light duty cleaners	NOC Skill Level D	250	20.6	17
16.	7514	Delivery and courier service drivers	NOC Skill Level C	243	17.0	17
17.	2173	Software engineers and designers	NOC Skill Level A	232	24.7	14
18.	1521	Shippers and receivers	NOC Skill Level C	217	18.5	17
19.	1123	Professional occupations in advertising  marketing and public relations	NOC Skill Level A	207	18.9	17
20.	1114	Other financial officers	NOC Skill Level A	197	15.2	14
21.	2132	Mechanical engineers	NOC Skill Level A	188	24.1	14
22.	6611	Cashiers	NOC Skill Level D	184	15.9	17
23.	3012	Registered nurses and registered psychiatric nurses	NOC Skill Level A	181	17.9	14
24.	0601	Corporate sales managers	NOC Skill Level A	177	17.8	17
25.	6541	Security guards and related security service occupations	NOC Skill Level C	150	15.7	17
26.	6311	Food service supervisors	NOC Skill Level B	150	35.0	15
27.	1111	Financial auditors and accountants	NOC Skill Level A	145	14.2	14
28.	0124	Advertising  marketing and public relations managers	NOC Skill Level A	144	20.6	17
29.	6222	Retail and wholesale buyers	NOC Skill Level B	141	15.4	17

## JOB POSTINGS BY 3-DIGIT NATIONAL OCCUPATION CLASSIFICATION

What jobs are hard to fill and/or in-demand?

	3 DIGIT NOC	3 DIGIT NOC NAME	SKILL LEVEL	POSTING COUNT ▼	AVG POSTING LENGTH IN DAYS	MEDIAN POSTING LENGTH IN DAYS
1.	642	Retail salespersons	NOC Skill Level C	1,155	15.8	17
2.	745	Longshore workers and material handlers	NOC Skill Level C	870	16.5	17
3.	655	Customer and information services representatives	NOC Skill Level C	718	16.3	17
4.	632	Chefs and cooks	NOC Skill Level B	583	23.3	17
5.	124	Office administrative assistants - general, legal and medical	NOC Skill Level B	547	19.2	17
6.	751	Motor vehicle and transit drivers	NOC Skill Level C	547	18.2	17
7.	062	Retail and wholesale trade managers	NOC Skill Level A	514	16.1	17
8.	141	General office workers	NOC Skill Level C	503	15.8	17
9.	217	Computer and information systems professionals	NOC Skill Level A	498	21.0	14
10.	651	Occupations in food and beverage service	NOC Skill Level C	469	16.2	17
11.	111	Auditors, accountants and investment professionals	NOC Skill Level A	464	15.3	14
12.	441	Home care providers and educational support occupations	NOC Skill Level C	457	23.9	17
13.	671	Food counter attendants, kitchen helpers and related support occupations	NOC Skill Level D	412	17.4	17
14.	122	Administrative and regulatory occupations	NOC Skill Level B	406	21.5	17
15.	673	Cleaners	NOC Skill Level D	395	19.1	17
16.	152	Supply chain logistics, tracking and scheduling co-ordination occupations	NOC Skill Level C	382	17.7	17
17.	143	Financial, insurance and related administrative support workers	NOC Skill Level C	357	17.2	17
18.	421	Paraprofessional occupations in legal, social, community and education services	NOC Skill Level B	337	18.3	17
19.	112	Human resources and business service professionals	NOC Skill Level A	327	18.6	17
20.	662	Other sales support and related occupations	NOC Skill Level D	314	16.1	17
21.	861	Harvesting, landscaping and natural resources labourers	NOC Skill Level D	287	16.9	17
22.	213	Civil, mechanical, electrical and chemical engineers	NOC Skill Level A	287	22.6	14
23.	011	Senior managers - construction, transportation, production and utilities	NOC Skill Level A	286	22.0	17
24.	071	Managers in customer and personal services, n.e.c.	NOC Skill Level A	228	19.4	17
25.	012	Senior managers - construction, transportation, production and utilities	NOC Skill Level A	224	21.5	17
26.	341	Assisting occupations in support of health services	NOC Skill Level C	221	17.4	17
27.	723	Machining, metal forming, shaping and erecting trades	NOC Skill Level B	203	21.1	17
28.	622	Technical sales specialists in wholesale trade and retail and wholesale buyers	NOC Skill Level B	202	18.2	17

## JOB POSTINGS BY 2-DIGIT NATIONAL OCCUPATION CLASSIFICATION

What jobs are hard to fill and/or in-demand?

	2 DIGIT NOC	2 DIGIT NOC NAME	SKILL LEVEL	POSTING COUNT ▾	AVG POSTING LENGTH IN DAYS	MEDIAN POSTING LENGTH IN DAYS
1.	65	Service representatives and other customer and personal services occupations	NOC Skill Level C	1,516	16.3	17
2.	64	Sales representatives and salespersons - wholesale and retail trade	NOC Skill Level C	1,240	16.0	17
3.	12	Administrative and financial supervisors and administrative occupations	NOC Skill Level B	1,106	20.3	17
4.	21	Professional occupations in natural and applied sciences	NOC Skill Level A	1,059	21.6	14
5.	74	Other installers, repairers and servicers and material handlers	NOC Skill Level C	944	16.8	17
6.	63	Service supervisors and specialized service occupations	NOC Skill Level B	941	24.7	17
7.	14	Office support occupations	NOC Skill Level C	928	16.7	17
8.	67	Service support and other service occupations, n.e.c.	NOC Skill Level D	863	18.1	17
9.	06	Middle management occupations in retail and wholesale trade and customer services	NOC Skill Level A	821	18.1	17
10.	11	Professional occupations in business and finance	NOC Skill Level A	791	16.6	14
11.	72	Industrial, electrical and construction trades	NOC Skill Level B	669	25.6	17
12.	75	Transport and heavy equipment operation and related maintenance occupations	NOC Skill Level C	643	18.3	17
13.	22	Technical occupations related to natural and applied sciences	NOC Skill Level B	592	20.6	17
14.	01	Senior managers - construction, transportation, production and utilities	NOC Skill Level A	514	21.8	17
15.	66	Sales support occupations	NOC Skill Level D	498	16.0	17
16.	62	Retail sales supervisors and specialized sales occupations	NOC Skill Level B	485	19.7	17
17.	44	Care providers and educational, legal and public protection support occupations	NOC Skill Level C	462	23.8	17
18.	15	Distribution, tracking and scheduling co-ordination occupations	NOC Skill Level C	402	17.9	17
19.	42	Paraprofessional occupations in legal, social, community and education services	NOC Skill Level B	337	18.3	17
20.	32	Technical occupations in health	NOC Skill Level B	322	17.5	17
21.	73	Maintenance and equipment operation trades	NOC Skill Level B	318	21.6	17
22.	86	Harvesting, landscaping and natural resources labourers	NOC Skill Level D	287	16.9	17
23.	52	Technical occupations in art, culture, recreation and sport	NOC Skill Level B	264	22.8	17
24.	07	Managers in customer and personal services, n.e.c.	NOC Skill Level A	245	20.0	17
25.	41	Professional occupations in law and social, community and government services	NOC Skill Level A	233	18.5	17
26.	34	Assisting occupations in support of health services	NOC Skill Level C	221	17.4	17
27.	94	Processing and manufacturing machine operators and related	NOC Skill Level C	220	23.9	17

## MULTILINGUAL JOB POSTINGS BY THE NUMBERS

ACTIVE POSTINGS  
**2,677**

NEW POSTINGS  
**0**

COMPANIES  
**1,517**

LANGUAGES  
**11**

## # OF DAYS POSTED

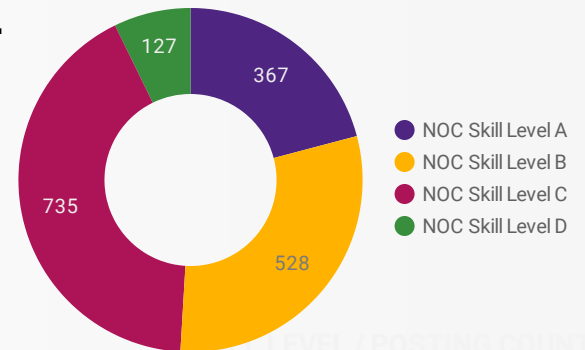
AVERAGE  
**16.7**

MEDIAN  
**17**

## MULTILINGUAL JOB POSTINGS BY SKILL LEVEL

What language skills are employers looking for by occupational skill level?

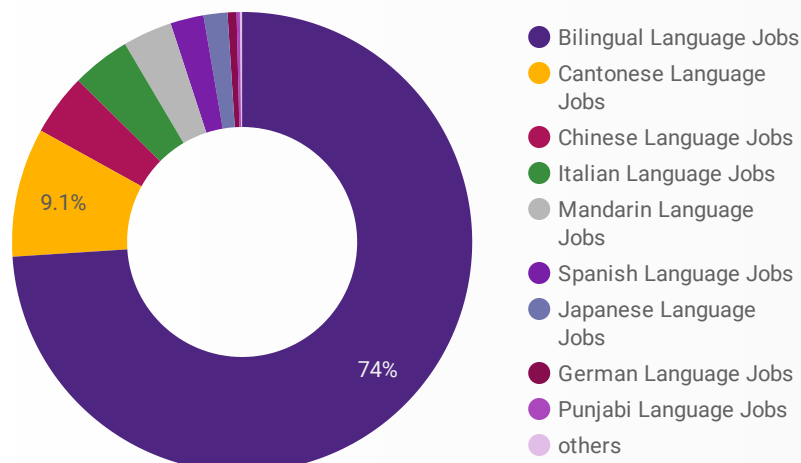
- 367** Skill Level A - Management/ Professional Occupations usually requiring University
- 528** Skill Level B - Usually college education or apprenticeship training
- 735** Skill Level C - Usually secondary education or occupation-specific training
- 127** Skill Level D - Usually on-the-job training



LANGUAGES	NOC Skill Level A	NOC Skill Level B	NOC Skill Level C	NOC Skill Level D
Bilingual Language Jobs	261	346	507	88
Cantonese Language Jobs	32	46	105	4
Italian Language Jobs	8	48	30	14
Chinese Language Jobs	26	22	33	7
Mandarin Language Jobs	26	34	24	1
Japanese Language Jobs	3	22	12	5
Spanish Language Jobs	6	8	21	6
Punjabi Language Jobs	2		2	
German Language Jobs	3		1	
Vietnamese Language Jobs		1		2
Arabic Language Jobs		1		

## LANGUAGE SKILLS BREAKDOWN

Which kinds of language skills do employers seek?



LANGUAGES	POSTING COUNT
1. Bilingual Language Jobs	1,943
2. Cantonese Language Jobs	255
3. Chinese Language Jobs	122
4. Italian Language Jobs	122
5. Mandarin Language Jobs	100
6. Spanish Language Jobs	56
7. Japanese Language Jobs	50
8. German Language Jobs	17
9. Punjabi Language Jobs	8
10. Vietnamese Language Jobs	3

## LANGUAGE SKILLS BEING RECRUITED BY JOB CATEGORY

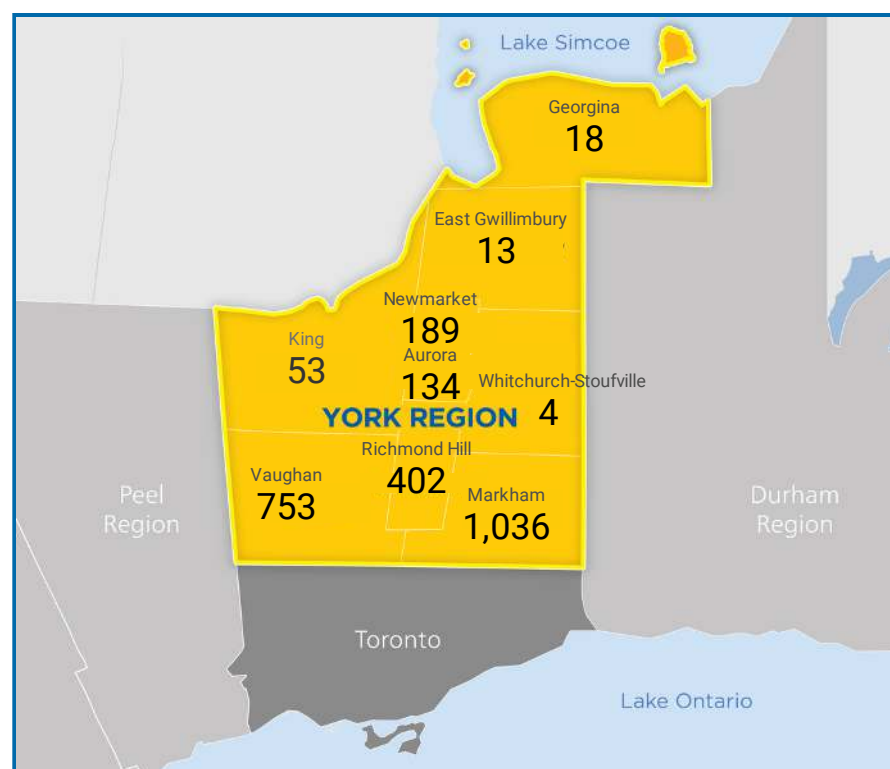
What language skills are sought by 1-Digit NOC?

BROAD OCCUPATIONAL CATEGORY	Bilingual ...	Cantonese...	Italian La...	Chinese ...	Mandarin...	Japanese...	Grand total
Business, finance and administration occu...	311	79	7	33	48	1	488
Health occupations	31	7	6	4	3		55
Management occupations	134	9	7	8	10	2	178
Natural and applied sciences and related o...	55		1	5	1	1	67
Natural resources, agriculture and related ...	13				1		14
Occupations in art, culture, recreation and ...	25	4		4	4		37
Occupations in education, law and social, ...	116	12	3	11	9	1	153
Occupations in manufacturing and utilities	31						31
Other labourers in processing, manufactur...	2						2
Sales and service occupations	352	69	76	20	5	35	583
<b>Grand total</b>	<b>1,202</b>	<b>187</b>	<b>100</b>	<b>88</b>	<b>85</b>	<b>42</b>	<b>1,757</b>

## MULTILINGUAL JOB POSTINGS BY MUNICIPALITY

What language skills are sought by 4-Digit NOC?

	MUNICIPALITY	JOB LANGUAGES	AVG POSTING LENGTH IN DAYS	MEDIAN POSTING LENGTH IN DAYS
1.	City of Markham	1,036	18.0	17
2.	City of Vaughan	753	18.2	17
3.	Town of Richmond Hill	402	17.5	17
4.	Town of Newmarket	189	15.8	17
5.	Town of Aurora	134	16.4	17
6.	Township of King	53	17.7	15
7.	Town of Georgina	18	17.4	17
8.	Town of East Gwillimbury	13	18.2	14
9.	Town of Whitchurch-Stouffville	4	22.2	17



## LANGUAGE DEMAND BY JOB

What language skills are sought by 4-Digit NOC?

4 DIGIT NOC NAME		POSTINGS ▾
1.	Other customer and information services re...	144
2.	Retail salespersons	103
3.	Administrative assistants	83
4.	Receptionists	82
5.	Cooks	80
6.	Material handlers	71
7.	Food counter attendants  kitchen helpers an...	51
8.	Professional occupations in advertising  ma...	49
9.	Food and beverage servers	45
10.	Home support workers  housekeepers and r...	44
11.	Retail and wholesale trade managers	41
12.	Accounting and related clerks	39
13.	Other instructors	27
14.	Other financial officers	25
15.	User support technicians	24
16.	Advertising  marketing and public relations ...	22
17.	Corporate sales managers	22
18.	Cashiers	17
19.	Human resources and recruitment officers	15
20.	Chefs	15
21.	Administrative officers	14
22.	General office support workers	14
23.	Delivery and courier service drivers	14
24.	Human resources managers	13
25.	Human resources professionals	13
26.	Early childhood educators and assistants	13
27.	Landscaping and grounds maintenance labo...	13
28.	Shippers and receivers	13
29.	Purchasing agents and officers	13
30.	Facility operation and maintenance manage...	12
31.	Supervisors  supply chain  tracking and sch...	12
1 - 100 / 204		< >

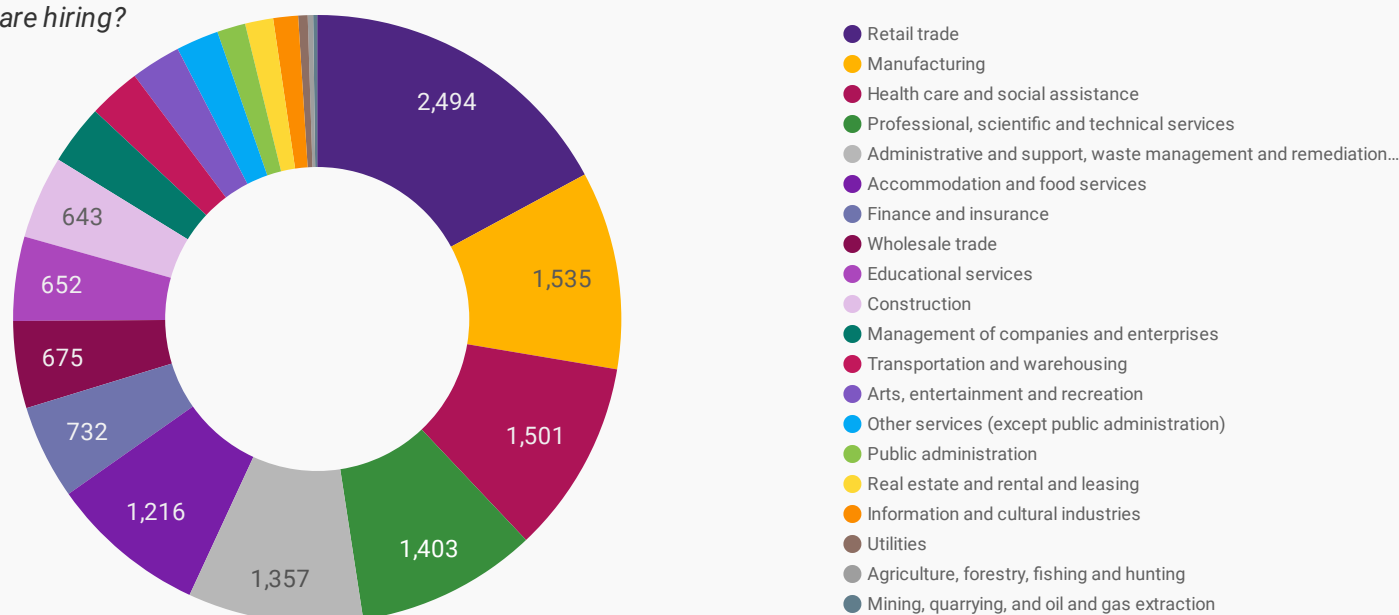
## MULTILINGUAL HIRING EMPLOYERS

Which employers are seeking multilingual candidates?

COMPANY		POSTINGS ▾
1.	YORK REGION DISTRICT SCHOOL BOARD	54
2.	TD BANK	21
3.	YEE HONG CENTRE FOR GERIATRIC CARE	20
4.	VEXOS	19
5.	CBI Health Group	17
6.	WSP	17
7.	TD	16
8.	Farm Boy Inc.	15
9.	Magna International Inc.	13
10.	Liquor Control Board of Ontario	12
11.	Mattarello	11
12.	T&T Supermarket	11
13.	BGIS	11
14.	Vita Community Living Services of Toronto Inc.	11
15.	Johnson & Johnson	11
16.	Advanced Skytech Canada Ltd.	11
17.	Randstad Canada	10
18.	LAURA CANADA	9
19.	NATIONAL BANK OF CANADA	9
20.	Recipe Unlimited Corporation	9
21.	Kyndryl Holding Inc.	9
22.	STAPLES CANADA	9
23.	Local Health Integration Networks	9
24.	TD Bank Group	9
25.	BELL MOBILITY/BELL MOBILITÄ%	9
26.	Pacific Smoke	9
27.	The Source (Bell) Electronics Inc.	8
28.	Canadian Helicopters	8
29.	TC Transcontinental	8
30.	ROYAL BANK OF CANADA	8
1 - 50 / 1518		< >

## TOP HIRING SECTORS BY 2-DIGIT NAICS CODE

What sectors are hiring?



	2-DIGIT NAICS LABEL	NAICS CODE	POSTING COUNT	AVG POSTING LENGTH IN DAYS	MEDIAN POSTING LENGTH IN DAYS
1.	Retail trade	44-45	2,494	16.6	17
2.	Manufacturing	31-33	1,535	16.3	14
3.	Health care and social assistance	62	1,501	16.1	17
4.	Professional, scientific and technical services	54	1,403	21.0	14
5.	Administrative and support, waste management and remediation services	56	1,357	19.5	17
6.	Accommodation and food services	72	1,216	17.0	17
7.	Finance and insurance	52	732	15.1	14
8.	Wholesale trade	41	675	18.8	17
9.	Educational services	61	652	14.7	17
10.	Construction	23	643	18.9	17
11.	Management of companies and enterprises	55	465	15.5	14
12.	Transportation and warehousing	48-49	404	19.1	17
13.	Arts, entertainment and recreation	71	388	17.7	17
14.	Other services (except public administration)	81	330	16.6	17
15.	Public administration	91	220	17.4	14
16.	Real estate and rental and leasing	53	218	18.7	17
17.	Information and cultural industries	51	192	15.1	17
18.	Utilities	22	73	14.1	14
19.	Agriculture, forestry, fishing and hunting	11	42	15.8	17
20.	Mining, quarrying, and oil and gas extraction	21	31	13.6	14

NOTE: NAICS code 56 includes Employment Agencies. Manufacturing includes codes 31-33, Retail Trade includes codes 44-45 and Transportation and Warehousing includes codes 48-49.

## TOP HIRING SECTORS BY 3-DIGIT NAICS CODE

What sectors are hiring?

	3-DIGIT NAICS LABEL	NAICS CODE	POSTING COUNT ▾	AVG POSTING LENGTH IN DAYS	MEDIAN POSTING LENGTH IN DAYS
1.	Professional, scientific and technical services	541	1,403	21.0	14
2.	Administrative and support services	561	1,334	19.6	17
3.	Food services and drinking places	722	1,063	17.1	17
4.	Educational services	611	652	14.7	17
5.	Ambulatory health care services	621	622	15.8	17
6.	Food and beverage stores	445	528	17.0	17
7.	Transportation equipment manufacturing	336	467	13.7	14
8.	Management of companies and enterprises	551	465	15.5	14
9.	Clothing and clothing accessories stores	448	462	15.4	17
10.	Credit intermediation and related activities	522	448	14.6	14
11.	Amusement, gambling and recreation industries	713	373	17.7	17
12.	Nursing and residential care facilities	623	349	14.6	14
13.	Motor vehicle and parts dealers	441	333	17.7	17
14.	Specialty trade contractors	238	330	18.3	17
15.	Building material and garden equipment and supplies dealers	444	330	15.7	17
16.	Computer and electronic product manufacturing	334	302	14.9	14
17.	Hospitals	622	295	18.4	14
18.	Social assistance	624	235	16.2	17
19.	Insurance carriers and related activities	524	213	16.8	17
20.	Machinery, equipment and supplies merchant wholesalers	417	195	17.5	17
21.	Health and personal care stores	446	180	16.2	17
22.	Construction of buildings	236	175	22.7	17
23.	Building material and supplies merchant wholesalers	416	175	20.8	17
24.	Local, municipal and regional public administration	913	170	14.9	13
25.	Furniture and home furnishings stores	442	160	22.9	17
26.	General merchandise stores	452	155	12.7	14
27.	Accommodation services	721	153	16.7	17
28.	Repair and maintenance	811	152	15.8	17
29.	Truck transportation	484	149	21.2	17
30.	Food, beverage and tobacco merchant wholesalers	413	142	17.9	17
31.	Real estate	531	138	18.5	17



## TOP HIRING SECTORS BY 4-DIGIT NAICS CODE

What sectors are hiring?

	4-DIGIT NAICS LABEL	NAICS CODE	POSTING COUNT ▾	AVG POSTING LENGTH IN DAYS	MEDIAN POSTING LENGTH IN DAYS
1.	Employment services	5613	973	20.0	17
2.	Full-service restaurants and limited-service eating places	7225	911	17.4	17
3.	Computer systems design and related services	5415	591	29.2	17
4.	Management of companies and enterprises	5511	465	15.5	14
5.	Elementary and secondary schools	6111	460	12.4	14
6.	Motor vehicle parts manufacturing	3363	439	13.6	14
7.	Grocery stores	4451	437	16.6	17
8.	Depository credit intermediation	5221	425	14.5	14
9.	Architectural, engineering and related services	5413	391	15.6	14
10.	Clothing stores	4481	374	15.3	17
11.	Other amusement and recreation industries	7139	338	17.8	17
12.	Building material and supplies dealers	4441	310	15.6	17
13.	Automobile dealers	4411	308	17.8	17
14.	General medical and surgical hospitals	6221	292	18.5	14
15.	Offices of other health practitioners	6213	270	15.2	14
16.	Semiconductor and other electronic component manufacturing	3344	241	13.5	14
17.	Services to buildings and dwellings	5617	197	17.9	17
18.	Community care facilities for the elderly	6233	190	14.2	14
19.	Health and personal care stores	4461	180	16.2	17
20.	Building equipment contractors	2382	173	16.9	17
21.	Other local, municipal and regional public administration	9139	169	14.9	13
22.	Management, scientific and technical consulting services	5416	166	16.9	17
23.	Agencies, brokerages and other insurance related activities	5242	161	17.0	17
24.	Nursing care facilities	6231	156	15.2	14
25.	Other schools and instruction	6116	150	18.5	17
26.	Offices of dentists	6212	149	16.1	17
27.	Traveller accommodation	7211	148	16.7	17
28.	General freight trucking	4841	139	20.4	17
29.	Special food services	7223	136	14.7	14
30.	Child day-care services	6244	136	16.3	17
31.	Food merchant wholesalers	4131	129	18.0	17

## TOP HIRING SECTORS BY 5-DIGIT NAICS CODE

What sectors are hiring?

	5-DIGIT NAICS LABEL	NAICS CODE	POSTING COUNT ▾	AVG POSTING LENGTH IN DAYS	MEDIAN POSTING LENGTH IN DAYS
1.	Full-service restaurants and limited-service eating places	72251	911	17.4	17
2.	Employment placement agencies and executive search services	56131	729	20.9	17
3.	Computer systems design and related services	54151	591	29.2	17
4.	Management of companies and enterprises	55111	465	15.5	14
5.	Elementary and secondary schools	61111	460	12.4	14
6.	Supermarkets and other grocery (except convenience) stores	44511	434	16.6	17
7.	Banking	52211	422	14.5	14
8.	Engineering services	54133	356	15.6	14
9.	New car dealers	44111	298	17.9	17
10.	General medical and surgical hospitals	62211	292	18.5	14
11.	Temporary help services	56132	244	17.7	17
12.	Semiconductor and other electronic component manufacturing	33441	241	13.5	14
13.	Community care facilities for the elderly	62331	190	14.2	14
14.	Other motor vehicle parts manufacturing	33639	185	13.2	14
15.	Fitness and recreational sports centres	71394	177	18.6	17
16.	Other local, municipal and regional public administration	91391	169	14.9	13
17.	Home centres	44411	159	15.9	17
18.	Nursing care facilities	62311	156	15.2	14
19.	Motor vehicle steering and suspension components (except spring) manufacturing	33633	154	13.4	14
20.	Offices of dentists	62121	149	16.1	17
21.	Hotels (except casino hotels) and motels	72111	147	16.7	17
22.	Golf courses and country clubs	71391	144	16.8	17
23.	Landscaping services	56173	137	17.7	17
24.	Management consulting services	54161	137	16.3	17
25.	Child day-care services	62441	136	16.3	17
26.	Insurance agencies and brokerages	52421	130	17.3	17
27.	Family clothing stores	44814	130	15.2	17
28.	Department stores	45211	128	11.5	14
29.	Women's clothing stores	44812	119	14.9	14
30.	All other schools and instruction	61169	115	19.0	17
31.	Food service contractors	72231	110	13.2	14

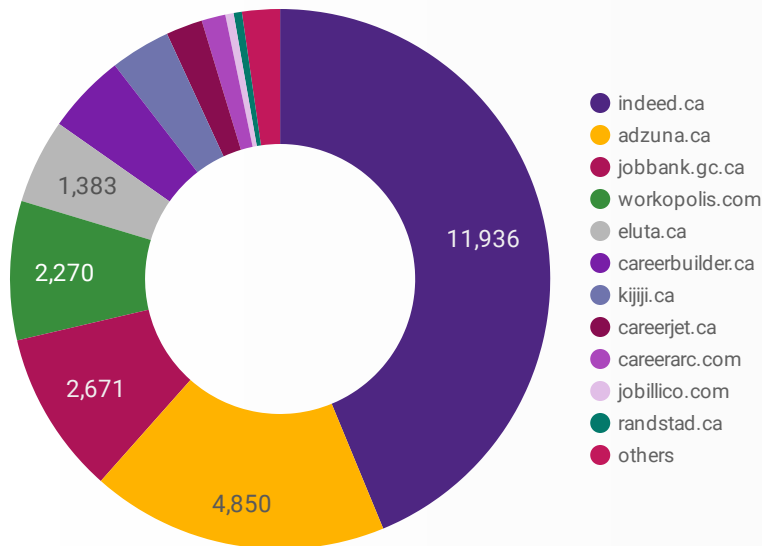
## TOP HIRING SECTORS BY 6-DIGIT NAICS CODE

What sectors are hiring?

	6-DIGIT NAICS LABEL	NAICS CODE	POSTING COUNT ▼	AVG POSTING LENGTH IN DAYS	MEDIAN POSTING LENGTH IN DAYS
1.	Employment placement agencies and executive search services	561310	729	20.9	17
2.	Full-service restaurants	722511	724	17.3	17
3.	Computer systems design and related services (except video game design and development)	541514	591	29.2	17
4.	Elementary and secondary schools	611110	460	12.4	14
5.	Holding companies	551113	448	15.6	14
6.	Supermarkets and other grocery (except convenience) stores	445110	434	16.6	17
7.	Corporate and institutional banking industry	522112	364	14.6	14
8.	Engineering services	541330	356	15.6	14
9.	New car dealers	441110	298	17.9	17
10.	General (except paediatric) hospitals	622111	256	19.0	14
11.	Temporary help services	561320	244	17.7	17
12.	Semiconductor and other electronic component manufacturing	334410	241	13.5	14
13.	Community care facilities for the elderly	623310	190	14.2	14
14.	Limited-service eating places	722512	187	17.6	17
15.	Other motor vehicle parts manufacturing	336390	185	13.2	14
16.	Fitness and recreational sports centres	713940	177	18.6	17
17.	Other local, municipal and regional public administration	913910	169	14.9	13
18.	Home centres	444110	159	15.9	17
19.	Nursing care facilities	623110	156	15.2	14
20.	Motor vehicle steering and suspension components (except spring) manufacturing	336330	154	13.4	14
21.	Offices of dentists	621210	149	16.1	17
22.	Hotels	721111	145	16.7	17
23.	Golf courses and country clubs	713910	144	16.8	17
24.	Landscaping services	561730	137	17.7	17
25.	Child day-care services	624410	136	16.3	17
26.	Insurance agencies and brokerages	524210	130	17.3	17
27.	Family clothing stores	448140	130	15.2	17
28.	Department stores	452110	128	11.5	14
29.	Women's clothing stores	448120	119	14.9	14
30.	All other schools and instruction	611690	115	19.0	17

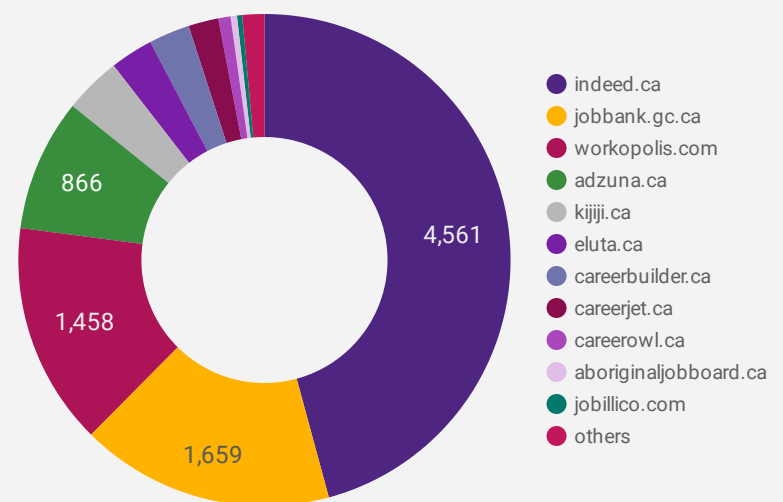
## JOB POSTINGS BY JOB BOARD

What share of unique job postings appear on each job board?



## COMPANIES BY JOB BOARD

What share of unique job postings appear on each job board?



## JOB POSTING DETAILS BY JOB BOARD

How does job posting activity differ by job board?

	JOB BOARD	POSTING COUNT ▾	AVG POSTING LENGTH IN DAYS	MEDIAN POSTING LENGTH IN DAYS	# OF COMPANIES
1.	indeed.ca	11,936	17.0	17	4,561
2.	adzuna.ca	4,850	14.0	14	866
3.	jobbank.gc.ca	2,671	37.9	25	1,659
4.	workopolis.com	2,270	14.0	14	1,458
5.	eluta.ca	1,383	17.0	17	281
6.	careerbuilder.ca	1,304	8.9	8	268
7.	kijiji.ca	982	15.0	15	372
8.	careerjet.ca	597	21.1	22	197
9.	careerarc.com	390	52.5	29	22
10.	jobillico.com	136	23.5	19	34
11.	randstad.ca	135	70.6	90	1
12.	careerowl.ca	128	169.9	126	80
13.	rncareers.ca	108	29.0	13	15
14.	network.applytoeducation.com	87	5.2	2	3
15.	aboriginaljobboard.ca	61	56.9	73	42
16.	itjobs.ca	45	32.6	43	13
17.	localwork.ca	44	23.5	26	33