

JOB DEMAND REPORT

SEPTEMBER 2022

HIGHLIGHTS

JOB POSTINGS BY THE NUMBERS

POSTING COUNT	NEW THIS MONTH	COMPANIES	JOB BOARDS
27,810	16,653	7,965	34

OF DAYS POSTED

AVERAGE	MEDIAN
17.2	17

REPORT BUILDER

The default filter selection below will show all job demand data for the month. You can use the filters to create a customized report for the purpose of understanding a subset of the data.

OCCUPATION FILTERS

SKILL TYPE NAME / 1-DIGIT NOC	▼
MAJOR GROUP / 2-DIGIT NOC	▼
MINOR GROUP / 3-DIGIT NOC	▼
UNIT GROUP / 4-DIGIT NOC	▼
SKILL LEVEL	▼
JOB TYPE	▼
JOB DURATION	▼
ADDITIONAL LANGUAGE	▼
SPECIFIC JOB TAGS	▼

INDUSTRY/SECTOR FILTERS

HIRING SECTOR BY 2-DIGIT NAICS CODE	▼
HIRING SECTOR BY 3-DIGIT NAICS CODE	▼
HIRING SECTOR BY 4-DIGIT NAICS CODE	▼
HIRING SECTOR BY 5-DIGIT NAICS CODE	▼
HIRING SECTOR BY 6-DIGIT NAICS CODE	▼

OTHER FILTERS

MUNICIPALITY	▼
JOB BOARD	▼

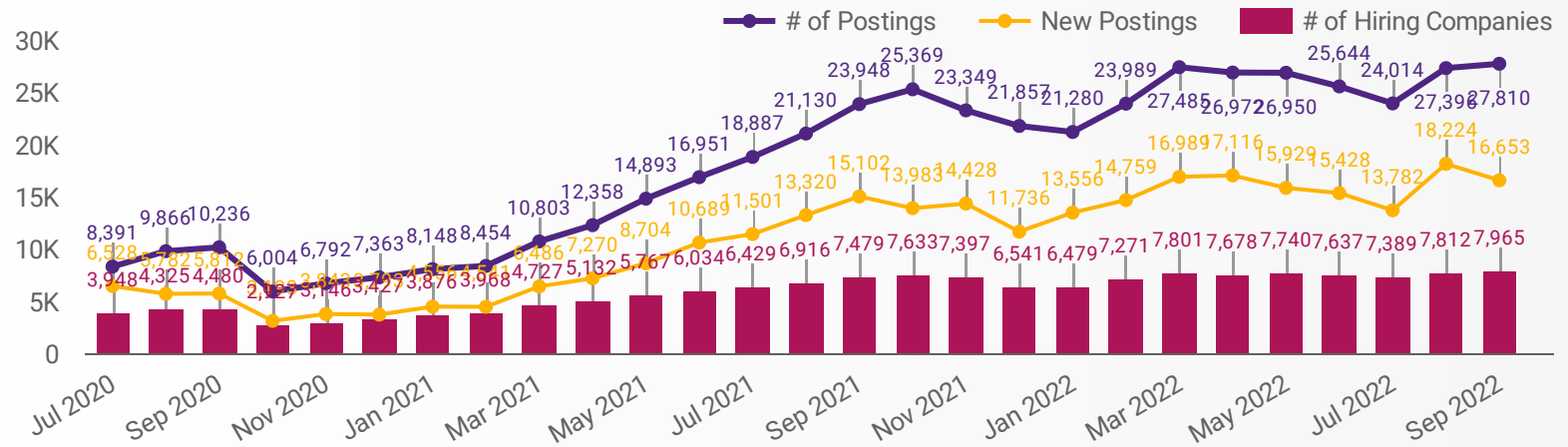
NOC = National Occupation Classification | NAICS = North American Industry Classification System

Source:

Job posting data collected by Workforce Planning Board of York Region from job boards and employer websites who recruit candidates in York Region.

JOB POSTINGS BY MONTH FOR YORK REGION

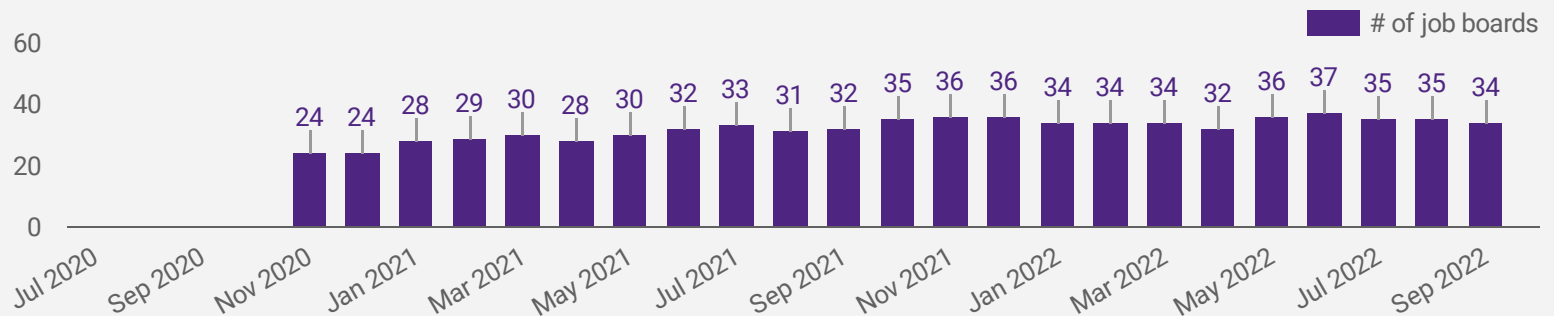
How many job postings were active for at least 1 day this month?



NOTE: This graph cannot be filtered using the controls on the cover page

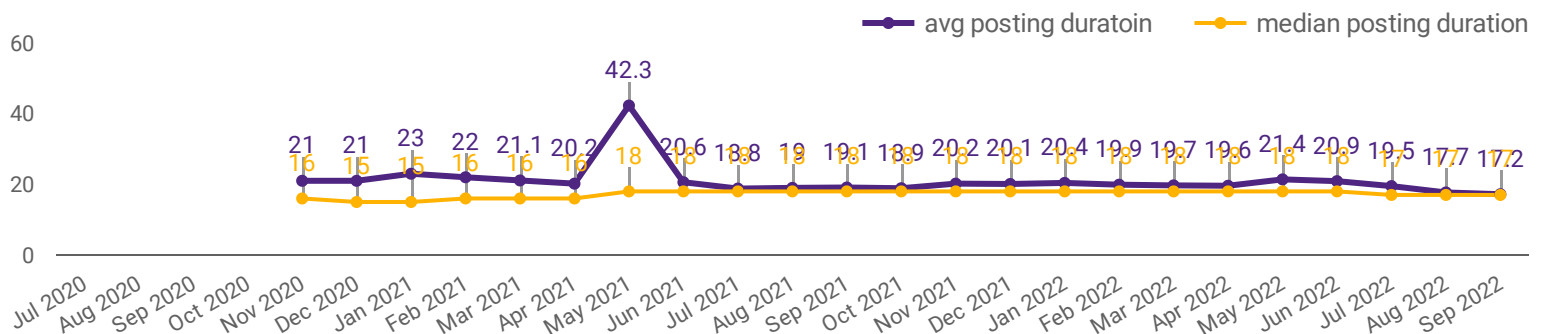
NUMBER OF ACTIVE JOB BOARDS

How many job postings were active for at least 1 day this month on these job boards?



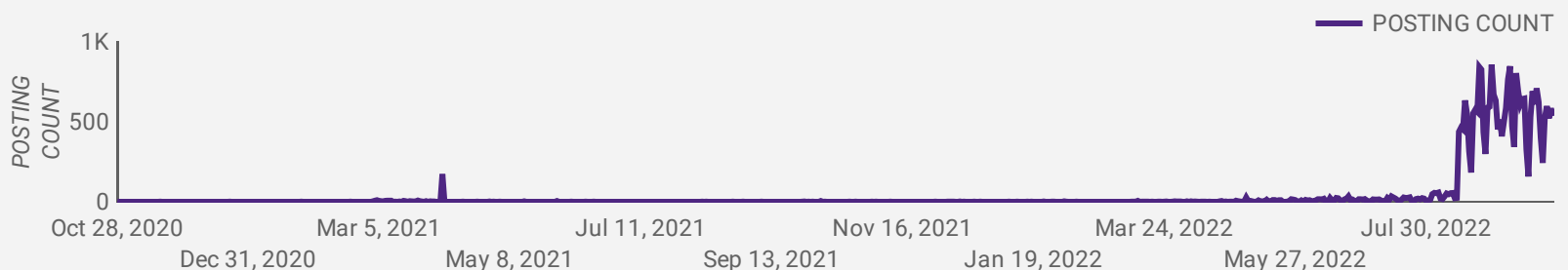
AVG & MEDIAN POSTING LENGTH BY DAYS

How long are employers having to recruit for to find candidates to fill their job vacancies?



POST DATE TIMELINE FOR THIS MONTH'S ACTIVE JOB POSTINGS

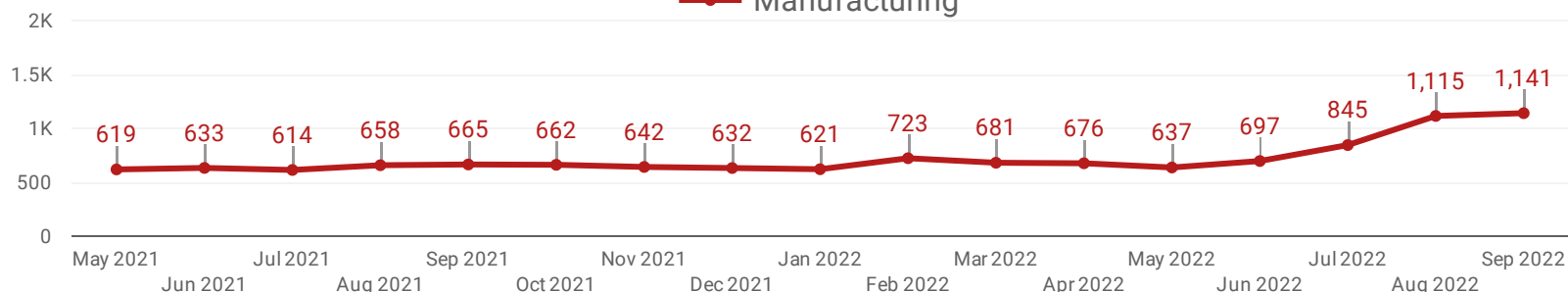
How many job postings were active for at least 1 day this month?



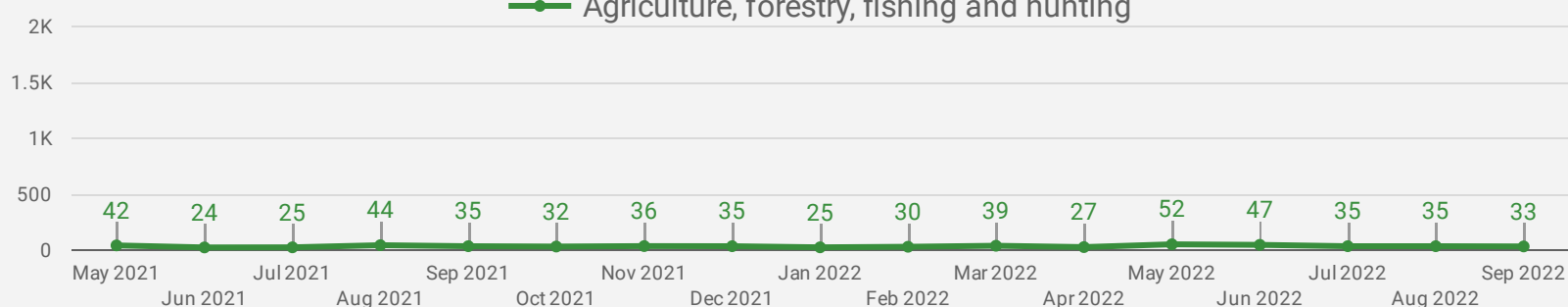
DEMAND BY KEY SECTOR (YORK REGION)

How many job postings were active for at least 1 day this month by sector?

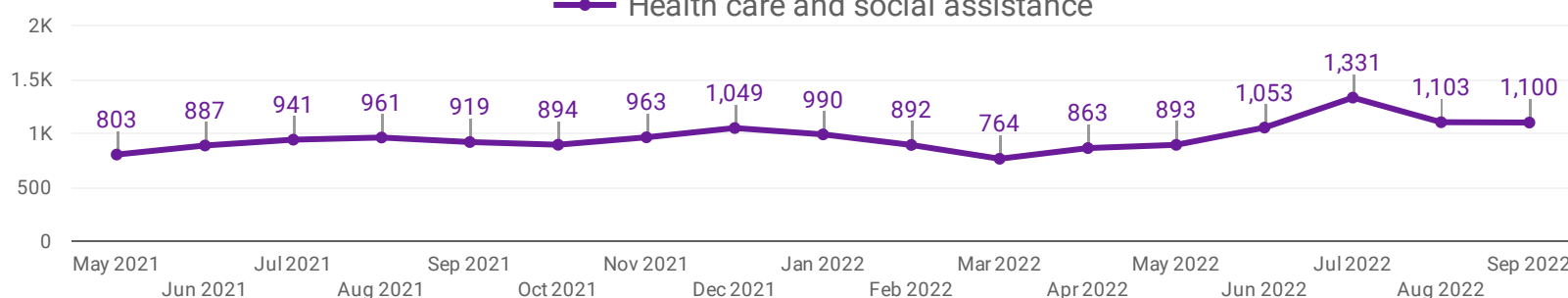
Manufacturing



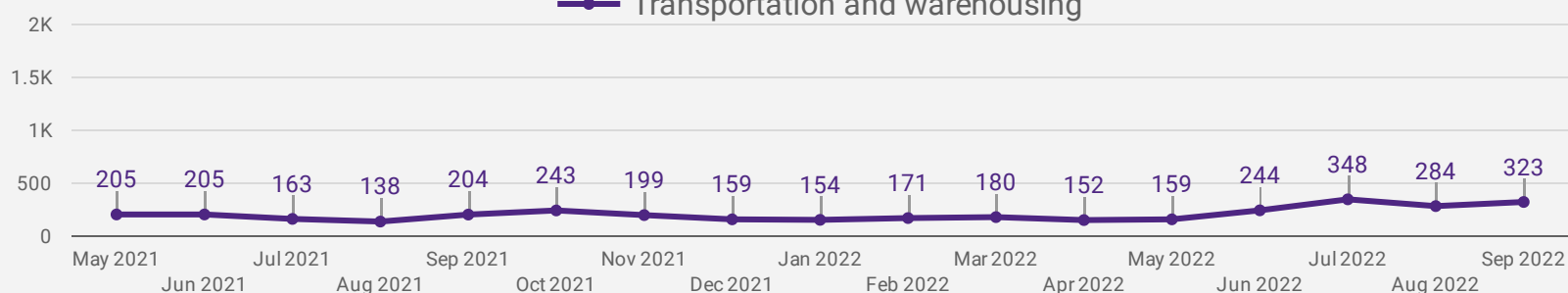
Agriculture, forestry, fishing and hunting



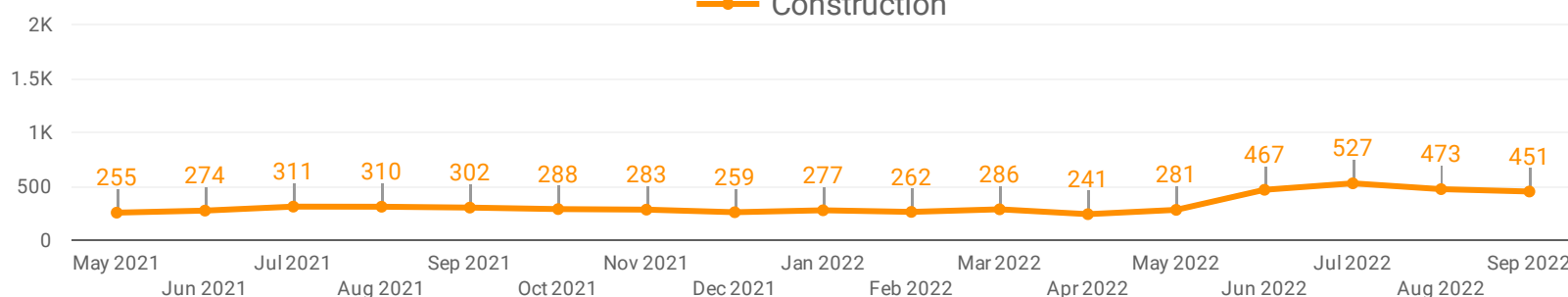
Health care and social assistance



Transportation and warehousing



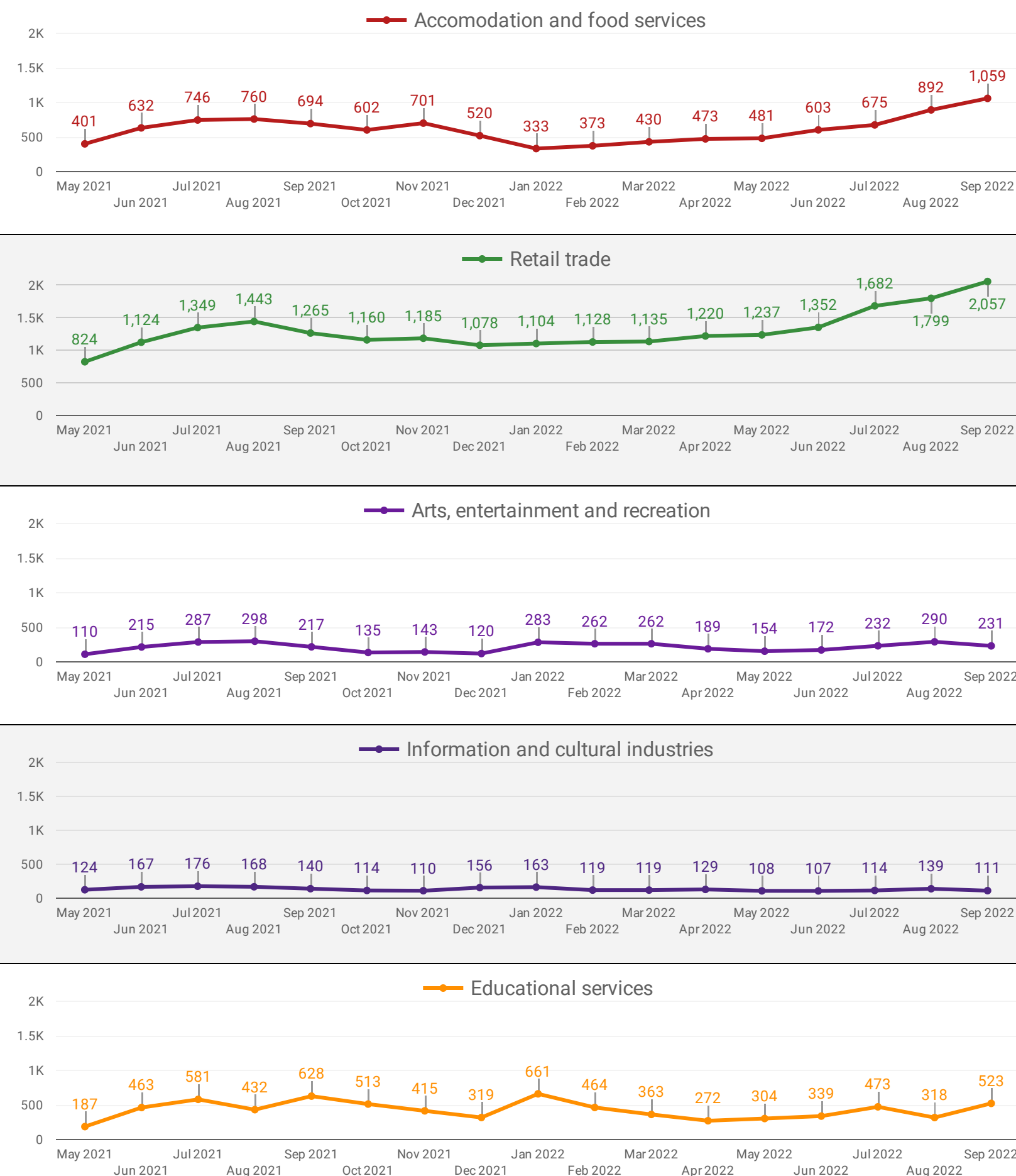
Construction



NOTE: This graph cannot be filtered using the controls on the cover page

DEMAND BY IMPACTED SECTOR (YORK REGION)

How many job postings were active for at least 1 day this month by sector?

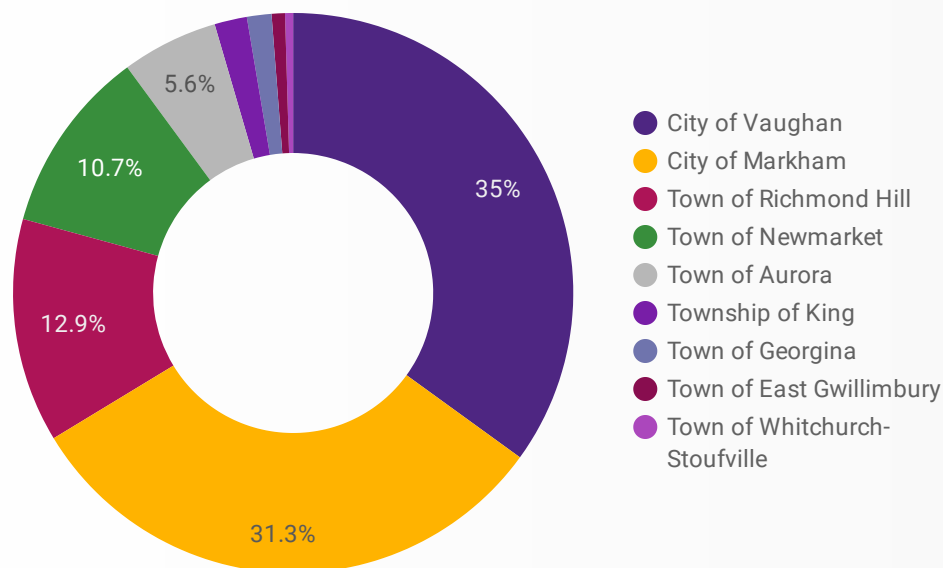


NOTE: This graph cannot be filtered using the controls on the cover page

JOB POSTINGS BY MUNICIPALITY

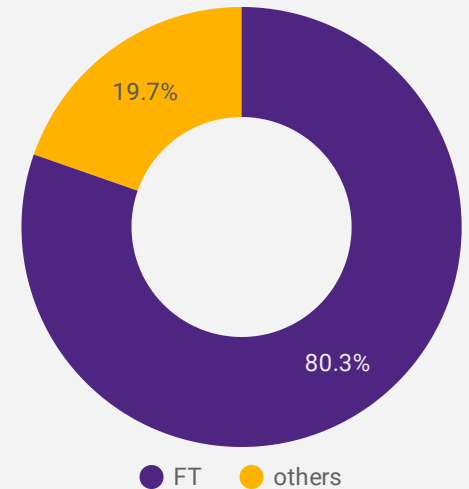
Where are job opportunities being offered?

	MUNICIPALITY	POSTING COUNT	AVG POSTING LENGTH IN DAYS	MEDIAN POSTING LENGTH IN DAYS
1.	City of Vaughan	9,480	17.8	17
2.	City of Markham	8,492	17.5	17
3.	Town of Richmond Hill	3,506	17.4	17
4.	Town of Newmarket	2,887	15.7	17
5.	Town of Aurora	1,508	15.8	17
6.	Township of King	508	16.7	17
7.	Town of Georgina	384	15.7	17
8.	Town of East Gwillimbury	208	16.7	14
9.	Town of Whitchurch-Stouffville	126	17.3	17



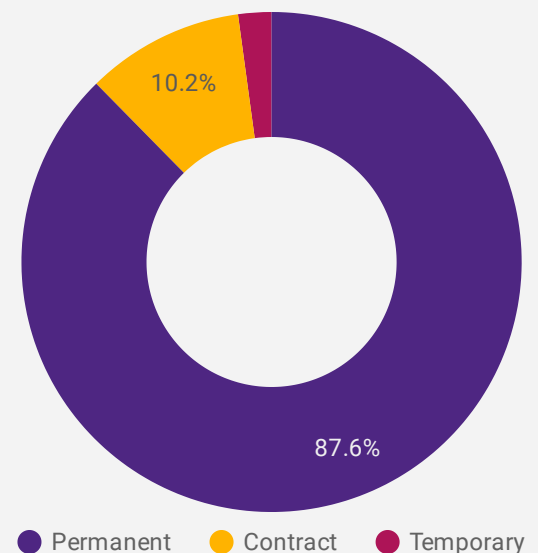
JOB TYPE

Full-time vs Part-time



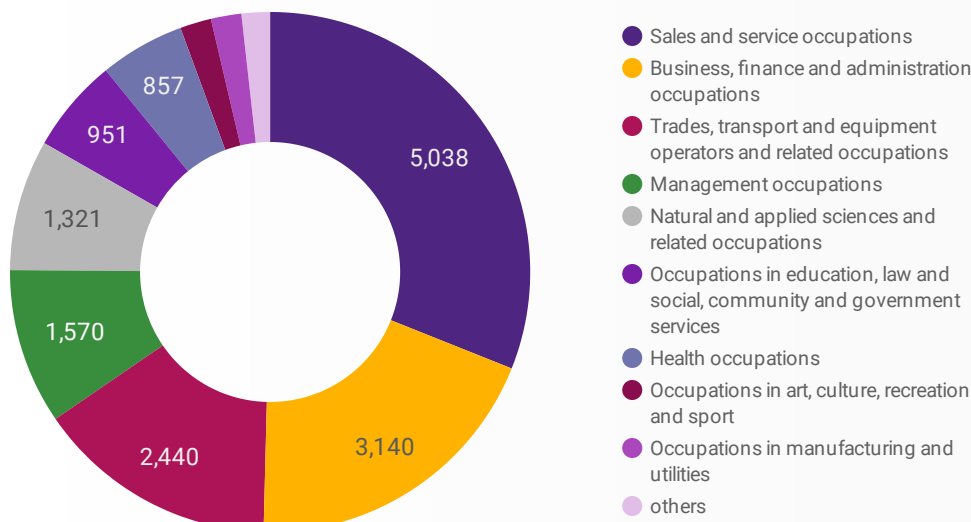
JOB DURATION

Permanency of jobs posted



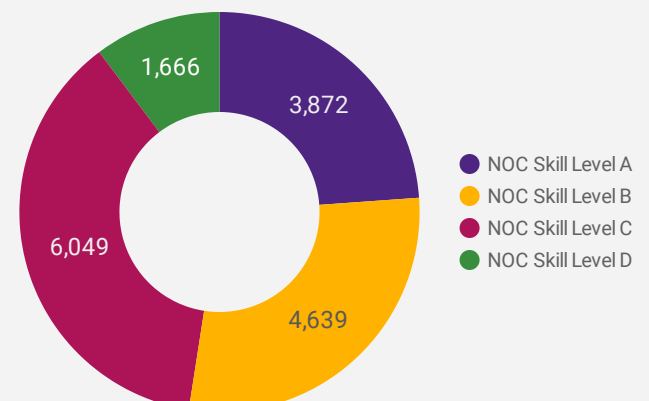
JOB POSTINGS BY JOB CATEGORY

What broad occupational category is being recruited?



JOB POSTINGS BY SKILL LEVEL

What education do occupations typically require?



Skill Level A = Usually University education | Skill Level B = Usually College education or Apprenticeship training | Skill Level C = Usually Secondary education or occupation-specific training | Skill Level D = Usually on-the-job training

TOP HIRING EMPLOYERS & AGENCIES

Who is hiring?

	COMPANY	MUNICIPALITY	POSTINGS COUNT ▾	AVG POSTING LENGTH IN DAYS	MEDIAN POSTING LENGTH IN DAYS
1.	YORK REGION DISTRICT SCHOOL BOARD	City of Markham	272	10.5	17
2.	Oak Valley Health	City of Markham	213	15.5	17
3.	AMD	City of Markham	165	81.8	77
4.	WSP	City of Markham	116	12.8	14
5.	Magna International Inc.	City of Vaughan	114	11.8	14
6.	Randstad Canada	City of Markham	114	50.0	44
7.	Qualcomm	City of Markham	107	10.4	9
8.	SOUTHLAKE REGIONAL HEALTH CENTRE	Town of Newmarket	101	18.6	17
9.	Worlds Of Fun	City of Vaughan	100	9.3	9
10.	OPENTEXT CORPORATION	Town of Richmond Hill	98	11.7	14
11.	Advanced Micro Devices, Inc.	City of Markham	91	10.6	14
12.	Southlake Regional Health Care Centre	Town of Newmarket	87	17.0	17
13.	Johnson & Johnson	City of Markham	86	13.2	14
14.	YORK REGION DISTRICT SCHOOL BOARD	Town of Richmond Hill	84	11.3	17
15.	TD BANK	City of Markham	81	14.5	17
16.	MACKENZIE HEALTH	Town of Richmond Hill	79	23.0	14
17.	Adzuna	City of Vaughan	79	14.0	14
18.	YORK REGION DISTRICT SCHOOL BOARD	City of Vaughan	78	9.6	9
19.	SIENNA SENIOR LIVING	Town of Georgina	77	12.2	14
20.	RANDSTAD	City of Vaughan	77	18.3	17
21.	Aviva Plc	City of Markham	75	11.8	14
22.	AECOM	City of Markham	74	12.4	14
23.	Magna International Inc.	Town of Aurora	72	11.8	14
24.	AMD / Advanced Micro Devices, Inc.	City of Markham	71	18.2	17
25.	Hdr, Inc.	Town of Richmond Hill	70	11.4	14
26.	TD	City of Markham	68	13.8	14
27.	YORK REGION DISTRICT SCHOOL BOARD	Town of Newmarket	67	12.1	17
28.	STAPLES CANADA	Town of	65	14.9	14

TOP HOURLY WAGES IN JOB POSTINGS

What are employers willing to pay to find the perfect candidate?

of Minimum Wage Job Postings

188

	JOB TITLE	COMPANY	LOCATION	HOURLY WAGE ▾
1.	General Manager - Financial, Communications And Other Business Services	SCI Ltd	City of Markham	114 
2.	Pathologist, Speech-language	Speech Therapy Centres of Canada Ltd	Town of Richmond Hill	90 
3.	Physical Therapist	ANCHOR Clinic	Town of Georgina	85 
4.	Director, Human Resources - Full Time - Markham Site	Oak Valley Health	City of Markham	84.54 
5.	Auto Body Repair Technician	SPA ZEBA CAR CLINIC	Town of Aurora	80 
6.	Dc (doctor Of Chiropractic)	E Healthcare Inc.	Town of Richmond Hill	80 
7.	Controller	Randstad Canada	Town of Newmarket	80 
8.	Social Worker	SOUTHLAKE ACADEMIC FAMILY HEALTH TEAM	Town of Newmarket	72.19 
9.	Registered Physiotherapist	GAO REHAB & WELLNESS	Town of Richmond Hill	70 
10.	Construction General Manager	Land Services Group LTD	City of Markham	70 
11.	Chief Financial Officer (cfo) - Financial, Communications And Other Business Services	Land Services Group LTD	City of Markham	70 
				1 - 100 / 3345 < >

TOP SALARIES IN JOB POSTINGS

What are employers willing to pay to find the perfect candidate?

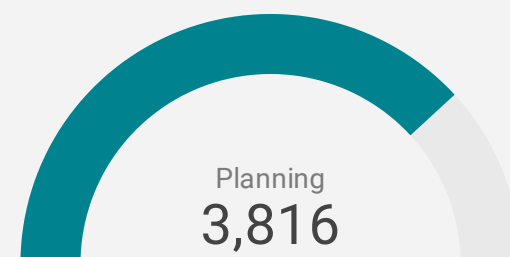
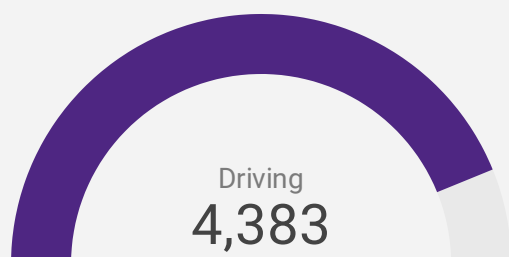
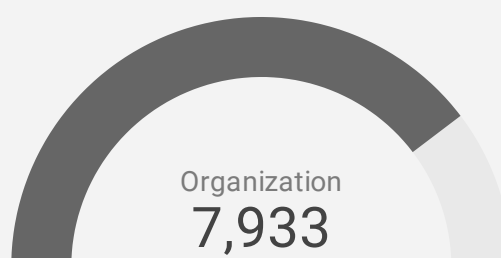
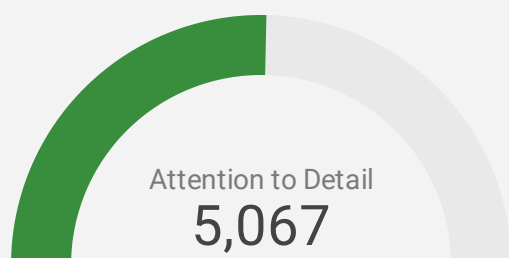
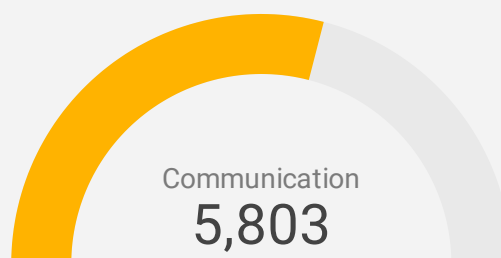
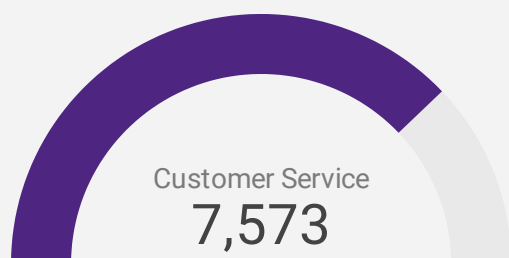
	JOB TITLE	COMPANY	LOCATION	ANNUAL SALARY ▾
1.	Agent, Real Estate	RE/MAX EXCEL REALTY LTD.	City of Markham	300,000 
2.	Owner Operator- Flatbed US Only	ITX LOGISTICS INC.	City of Vaughan	250,000 
3.	Hiring Company driver and owner operator- Flatbed US Only	ITX LOGISTICS INC.	City of Vaughan	250,000 
4.	Customer Service Representative	National Money Mart Company Inc.	City of Vaughan	250,000 
5.	Az Flatbed/Step deck Owner/Operator	Infinity Truck Services Ltd	City of Vaughan	250,000 
6.	Sales Associate	David Michael Originals Ltd.	Town of Newmarket	200,000 
7.	Sales Executive	Automatic Closers	City of Markham	200,000 
8.	Project Manager, Construction	COMTECH GROUP INC.	Town of Richmond Hill	195,000 
9.	Class Az Owner Operator Truck Driver	Trimac Transportation, Ltd	City of Vaughan	180,000 
10.	Class AZ Owner Operator Truck Driver	Trimac Transportation	City of Vaughan	180,000 
				1 - 100 / 4238 < >

TOP IN-DEMAND SKILLS

How many times were these skills found in job postings?

ACTIVE JOB POSTINGS THIS MONTH

27,810



KEY JOB REQUIREMENTS

How often are these requirements desired in job postings?

ACTIVE JOB POSTINGS THIS MONTH

27,810



Driver's License
498



First Aid
884



Regular Access to a Vehicle
687



Criminal Record Check
1,776



Microsoft Office
2,126



Food Safety
580

TOP OCCUPATIONS BY SKILL, FREQUENCY & DURATION

What jobs are in-demand and/or hard to fill?

	4 DIGIT NOC	4 DIGIT NOC NAME	SKILL LEVEL	POSTING COUNT	AVG POSTING LENGTH IN DAYS	MEDIAN POSTING LENGTH IN DAYS
1.	6421	Retail salespersons	NOC Skill Level C	1,132	15.0	17
2.	7452	Material handlers	NOC Skill Level C	787	16.4	17
3.	6552	Other customer and information services representatives	NOC Skill Level C	658	16.8	17
4.	1241	Administrative assistants	NOC Skill Level B	487	20.9	17
5.	0621	Retail and wholesale trade managers	NOC Skill Level A	479	16.5	17
6.	6322	Cooks	NOC Skill Level B	477	20.6	17
7.	1414	Receptionists	NOC Skill Level C	410	16.2	17
8.	4412	Home support workers housekeepers and related occupations	NOC Skill Level C	358	19.1	17
9.	6711	Food counter attendants kitchen helpers and related support occupations	NOC Skill Level D	308	16.8	17
10.	6513	Food and beverage servers	NOC Skill Level C	297	15.2	17
11.	6622	Store shelf stockers clerks and order fillers	NOC Skill Level D	253	15.0	17
12.	8612	Landscaping and grounds maintenance labourers	NOC Skill Level D	234	16.3	17
13.	6731	Light duty cleaners	NOC Skill Level D	231	18.3	17
14.	7511	Transport truck drivers	NOC Skill Level C	229	21.0	17
15.	1521	Shippers and receivers	NOC Skill Level C	218	17.7	17
16.	1431	Accounting and related clerks	NOC Skill Level C	210	18.2	17
17.	7514	Delivery and courier service drivers	NOC Skill Level C	199	16.0	17
18.	6611	Cashiers	NOC Skill Level D	199	15.1	17
19.	1114	Other financial officers	NOC Skill Level A	187	13.6	14
20.	1123	Professional occupations in advertising marketing and public relations	NOC Skill Level A	185	18.5	17
21.	2173	Software engineers and designers	NOC Skill Level A	177	29.2	14
22.	0601	Corporate sales managers	NOC Skill Level A	175	17.7	17
23.	3012	Registered nurses and registered psychiatric nurses	NOC Skill Level A	162	17.2	14
24.	1111	Financial auditors and accountants	NOC Skill Level A	146	15.0	14
25.	2132	Mechanical engineers	NOC Skill Level A	138	30.7	14
26.	6311	Food service supervisors	NOC Skill Level B	133	36.4	17
27.	6222	Retail and wholesale buyers	NOC Skill Level B	133	17.6	17
28.	1311	Accounting technicians and bookkeepers	NOC Skill Level B	130	27.6	17
29.	6541	Security guards and related security service occupations	NOC Skill Level C	126	16.2	17

JOB POSTINGS BY 3-DIGIT NATIONAL OCCUPATION CLASSIFICATION

What jobs are hard to fill and/or in-demand?

	3 DIGIT NOC	3 DIGIT NOC NAME	SKILL LEVEL	POSTING COUNT ▾	AVG POSTING LENGTH IN DAYS	MEDIAN POSTING LENGTH IN DAYS
1.	642	Retail salespersons	NOC Skill Level C	1,132	15.0	17
2.	745	Longshore workers and material handlers	NOC Skill Level C	787	16.4	17
3.	655	Customer and information services representatives	NOC Skill Level C	665	16.8	17
4.	632	Chefs and cooks	NOC Skill Level B	555	21.8	17
5.	124	Office administrative assistants - general, legal and medical	NOC Skill Level B	549	20.4	17
6.	141	General office workers	NOC Skill Level C	524	16.3	17
7.	062	Retail and wholesale trade managers	NOC Skill Level A	479	16.5	17
8.	751	Motor vehicle and transit drivers	NOC Skill Level C	468	18.5	17
9.	111	Auditors, accountants and investment professionals	NOC Skill Level A	440	14.7	14
10.	651	Occupations in food and beverage service	NOC Skill Level C	439	15.6	17
11.	217	Computer and information systems professionals	NOC Skill Level A	429	24.5	14
12.	441	Home care providers and educational support occupations	NOC Skill Level C	427	21.4	17
13.	673	Cleaners	NOC Skill Level D	380	17.8	17
14.	152	Supply chain logistics, tracking and scheduling co-ordination occupations	NOC Skill Level C	350	17.0	17
15.	122	Administrative and regulatory occupations	NOC Skill Level B	347	21.6	17
16.	671	Food counter attendants, kitchen helpers and related support occupations	NOC Skill Level D	308	16.8	17
17.	421	Paraprofessional occupations in legal, social, community and education services	NOC Skill Level B	299	18.2	17
18.	143	Financial, insurance and related administrative support workers	NOC Skill Level C	296	17.9	17
19.	662	Other sales support and related occupations	NOC Skill Level D	295	14.8	17
20.	112	Human resources and business service professionals	NOC Skill Level A	258	18.6	17
21.	011	Senior managers - construction, transportation, production and utilities	NOC Skill Level A	253	21.2	17
22.	861	Harvesting, landscaping and natural resources labourers	NOC Skill Level D	234	16.3	17
23.	213	Civil, mechanical, electrical and chemical engineers	NOC Skill Level A	216	26.7	14
24.	661	Cashiers	NOC Skill Level D	199	15.1	17
25.	723	Machining, metal forming, shaping and erecting trades	NOC Skill Level B	196	20.8	17
26.	071	Managers in customer and personal services, n.e.c.	NOC Skill Level A	183	17.5	17
27.	341	Assisting occupations in support of health services	NOC Skill Level C	177	18.1	17
28.	060	Corporate sales managers	NOC Skill Level A	175	17.7	17
29.	321	Medical technologists and technicians (except dental health)	NOC Skill Level B	175	15.6	17

JOB POSTINGS BY 2-DIGIT NATIONAL OCCUPATION CLASSIFICATION

What jobs are hard to fill and/or in-demand?

	2 DIGIT NOC	2 DIGIT NOC NAME	SKILL LEVEL	POSTING COUNT ▾	AVG POSTING LENGTH IN DAYS	MEDIAN POSTING LENGTH IN DAYS
1.	65	Service representatives and other customer and personal services occupations	NOC Skill Level C	1,393	16.4	17
2.	64	Sales representatives and salespersons - wholesale and retail trade	NOC Skill Level C	1,145	15.1	17
3.	12	Administrative and financial supervisors and administrative occupations	NOC Skill Level B	1,042	21.1	17
4.	21	Professional occupations in natural and applied sciences	NOC Skill Level A	891	24.5	14
5.	14	Office support occupations	NOC Skill Level C	887	16.8	17
6.	63	Service supervisors and specialized service occupations	NOC Skill Level B	875	24.2	17
7.	74	Other installers, repairers and servicers and material handlers	NOC Skill Level C	832	17.0	17
8.	06	Middle management occupations in retail and wholesale trade and customer services	NOC Skill Level A	746	17.7	17
9.	67	Service support and other service occupations, n.e.c.	NOC Skill Level D	734	17.3	17
10.	11	Professional occupations in business and finance	NOC Skill Level A	698	16.0	14
11.	72	Industrial, electrical and construction trades	NOC Skill Level B	639	24.0	17
12.	75	Transport and heavy equipment operation and related maintenance occupations	NOC Skill Level C	561	18.4	17
13.	66	Sales support occupations	NOC Skill Level D	494	14.9	17
14.	22	Technical occupations related to natural and applied sciences	NOC Skill Level B	430	22.7	17
15.	44	Care providers and educational, legal and public protection support occupations	NOC Skill Level C	428	21.4	17
16.	01	Senior managers - construction, transportation, production and utilities	NOC Skill Level A	423	22.3	17
17.	62	Retail sales supervisors and specialized sales occupations	NOC Skill Level B	397	19.3	17
18.	15	Distribution, tracking and scheduling co-ordination occupations	NOC Skill Level C	357	17.0	17
19.	32	Technical occupations in health	NOC Skill Level B	313	16.7	17
20.	42	Paraprofessional occupations in legal, social, community and education services	NOC Skill Level B	299	18.2	17
21.	73	Maintenance and equipment operation trades	NOC Skill Level B	268	27.2	15
22.	86	Harvesting, landscaping and natural resources labourers	NOC Skill Level D	234	16.3	17
23.	31	Professional occupations in health (except nursing)	NOC Skill Level A	204	15.5	17
24.	52	Technical occupations in art, culture, recreation and sport	NOC Skill Level B	193	25.2	17
25.	07	Managers in customer and personal services, n.e.c.	NOC Skill Level A	192	17.9	17
26.	41	Professional occupations in law and social, community and government services	NOC Skill Level A	192	19.5	17
27.	34	Assisting occupations in support of health services	NOC Skill Level C	177	18.1	17

MULTILINGUAL JOB POSTINGS BY THE NUMBERS

ACTIVE POSTINGS
2,927

NEW POSTINGS
0

COMPANIES
1,615

LANGUAGES
11

OF DAYS POSTED

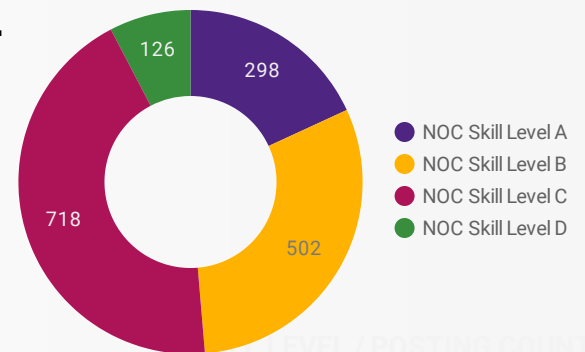
AVERAGE
16.7

MEDIAN
17

MULTILINGUAL JOB POSTINGS BY SKILL LEVEL

What language skills are employers looking for by occupational skill level?

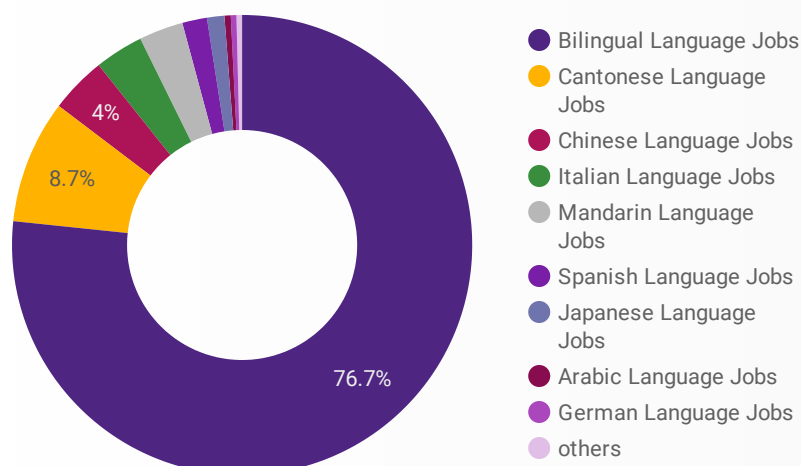
- 298** Skill Level A - Management/ Professional Occupations usually requiring University
- 502** Skill Level B - Usually college education or apprenticeship training
- 718** Skill Level C - Usually secondary education or occupation-specific training
- 126** Skill Level D - Usually on-the-job training



LANGUAGES	NOC Skill Level A	NOC Skill Level B	NOC Skill Level C	NOC Skill Level D
Bilingual Language Jobs	218	319	514	99
Cantonese Language Jobs	22	49	90	6
Italian Language Jobs	10	48	26	12
Chinese Language Jobs	17	25	32	3
Mandarin Language Jobs	20	26	22	
Spanish Language Jobs	4	6	20	4
Japanese Language Jobs	2	22	6	1
Punjabi Language Jobs	2	1	5	
German Language Jobs	2	2	2	
Arabic Language Jobs	1	3	1	
Vietnamese Language Jobs		1		1

LANGUAGE SKILLS BREAKDOWN

Which kinds of language skills do employers seek?



LANGUAGES	POSTING COUNT
1. Bilingual Language Jobs	2,214
2. Cantonese Language Jobs	249
3. Chinese Language Jobs	116
4. Italian Language Jobs	114
5. Mandarin Language Jobs	95
6. Spanish Language Jobs	58
7. Japanese Language Jobs	42
8. German Language Jobs	15
9. Punjabi Language Jobs	11
10. Arabic Language Jobs	10

LANGUAGE SKILLS BEING RECRUITED BY JOB CATEGORY

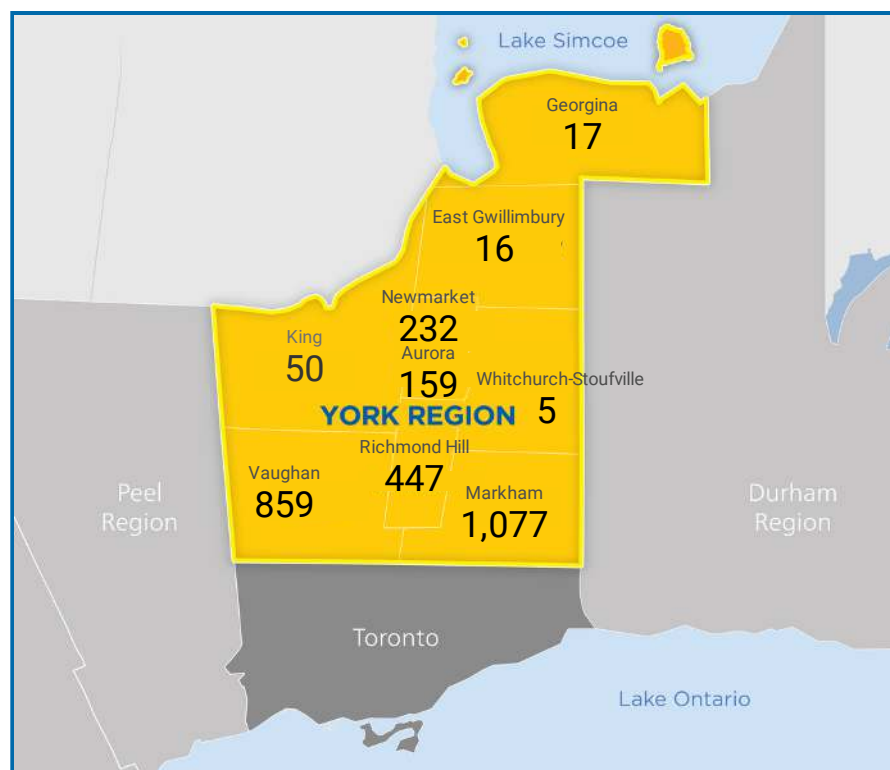
What language skills are sought by 1-Digit NOC?

BROAD OCCUPATIONAL CATEGORY	Bilingual ...	Cantonese...	Italian La...	Chinese ...	Mandarin...	Spanish ...	Grand total
Business, finance and administration occu...	283	69	7	26	38	7	440
Health occupations	32	10	4	7	3	2	59
Management occupations	109	6	7	7	6	3	141
Natural and applied sciences and related o...	46	1		3	1	1	53
Natural resources, agriculture and related ...	13					1	14
Occupations in art, culture, recreation and ...	24	2		5	1		32
Occupations in education, law and social, ...	104	12	3	8	10		138
Occupations in manufacturing and utilities	20	1					22
Other labourers in processing, manufactur...	1						1
Sales and service occupations	378	57	74	17	7	18	582
Grand total	1,150	167	96	77	68	34	1,644

MULTILINGUAL JOB POSTINGS BY MUNICIPALITY

What language skills are sought by 4-Digit NOC?

	MUNICIPALITY	JOB LANGUAGES	AVG POSTING LENGTH IN DAYS	MEDIAN POSTING LENGTH IN DAYS
1.	City of Markham	1,077	17.5	17
2.	City of Vaughan	859	17.8	17
3.	Town of Richmond Hill	447	17.4	17
4.	Town of Newmarket	232	15.7	17
5.	Town of Aurora	159	15.8	17
6.	Township of King	50	16.7	17
7.	Town of Georgina	17	15.7	17
8.	Town of East Gwillimbury	16	16.7	14
9.	Town of Whitchurch-Stouffville	5	17.3	17



LANGUAGE DEMAND BY JOB

What language skills are sought by 4-Digit NOC?

4 DIGIT NOC NAME		POSTINGS ▾
1.	Other customer and information services re...	133
2.	Retail salespersons	100
3.	Administrative assistants	87
4.	Receptionists	86
5.	Cooks	84
6.	Material handlers	80
7.	Food and beverage servers	44
8.	Home support workers housekeepers and r...	40
9.	Retail and wholesale trade managers	35
10.	Food counter attendants kitchen helpers an...	35
11.	Professional occupations in advertising ma...	35
12.	Accounting and related clerks	30
13.	Other instructors	29
14.	Cashiers	26
15.	Chefs	20
16.	General office support workers	19
17.	Other financial officers	18
18.	Corporate sales managers	18
19.	Shippers and receivers	18
20.	Financial managers	18
21.	Administrative officers	17
22.	Store shelf stockers clerks and order fillers	16
23.	Accounting technicians and bookkeepers	15
24.	Paralegal and related occupations	15
25.	Dental assistants	15
26.	Light duty cleaners	13
27.	Urban and land use planners	13
28.	Payroll administrators	13
29.	Delivery and courier service drivers	12
30.	Transport truck drivers	11
31.	Advertising marketing and public relations ...	11
1 - 100 / 187		< >

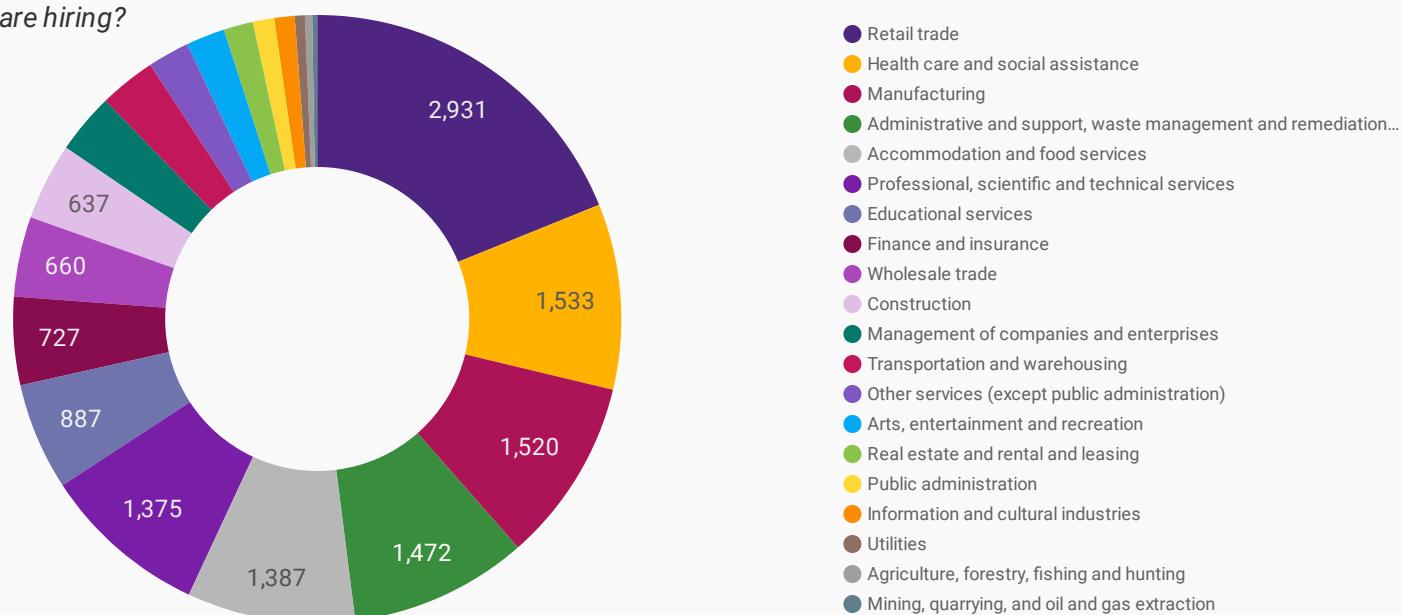
MULTILINGUAL HIRING EMPLOYERS

Which employers are seeking multilingual candidates?

COMPANY		POSTINGS ▾
1.	YORK REGION DISTRICT SCHOOL BOARD	72
2.	VEXOS	44
3.	Farm Boy Inc.	29
4.	TD BANK	22
5.	YORK CATHOLIC DISTRICT SCHOOL BOARD	21
6.	Liquor Control Board of Ontario	20
7.	PwC	19
8.	Vita Community Living Services of Toronto Inc.	18
9.	Grainger Canada	16
10.	TD	16
11.	ADIDAS MARKHAM	15
12.	CBI Health Group	13
13.	Recipe Unlimited Corporation	12
14.	LAURA CANADA	12
15.	Abbvie, Inc	12
16.	Adzuna	11
17.	BELL MOBILITY/BELL MOBILITÄ%	11
18.	Staples	10
19.	Local Health Integration Networks	10
20.	YEE HONG CENTRE FOR GERIATRIC CARE	10
21.	MID-ONTARIO TRUCK CENTRE	10
22.	BGIS	10
23.	Paradise banquet Halls	9
24.	LifeWorks Inc.	9
25.	Confidential	9
26.	Randstad Canada	9
27.	TC Transcontinental	9
28.	Aviva Plc	9
29.	BGIS Global Integrated Solutions	8
30.	RANDSTAD	8
1 - 50 / 1616		< >

TOP HIRING SECTORS BY 2-DIGIT NAICS CODE

What sectors are hiring?



	2-DIGIT NAICS LABEL	NAICS CODE	POSTING COUNT	AVG POSTING LENGTH IN DAYS	MEDIAN POSTING LENGTH IN DAYS
1.	Retail trade	44-45	2,931	15.9	17
2.	Health care and social assistance	62	1,533	16.2	17
3.	Manufacturing	31-33	1,520	16.6	17
4.	Administrative and support, waste management and remediation services	56	1,472	19.6	17
5.	Accommodation and food services	72	1,387	17.0	17
6.	Professional, scientific and technical services	54	1,375	21.9	17
7.	Educational services	61	887	13.0	17
8.	Finance and insurance	52	727	15.1	14
9.	Wholesale trade	41	660	18.2	17
10.	Construction	23	637	18.8	17
11.	Management of companies and enterprises	55	499	14.1	14
12.	Transportation and warehousing	48-49	467	20.9	17
13.	Other services (except public administration)	81	344	20.3	17
14.	Arts, entertainment and recreation	71	321	18.5	17
15.	Real estate and rental and leasing	53	243	16.8	17
16.	Public administration	91	177	20.6	17
17.	Information and cultural industries	51	168	18.1	14
18.	Utilities	22	83	14.8	14
19.	Agriculture, forestry, fishing and hunting	11	60	17.1	17
20.	Mining, quarrying, and oil and gas extraction	21	41	11.6	14

NOTE: NAICS code 56 includes Employment Agencies. Manufacturing includes codes 31-33, Retail Trade includes codes 44-45 and Transportation and Warehousing includes codes 48-49.

TOP HIRING SECTORS BY 3-DIGIT NAICS CODE

What sectors are hiring?

	3-DIGIT NAICS LABEL	NAICS CODE	POSTING COUNT ▾	AVG POSTING LENGTH IN DAYS	MEDIAN POSTING LENGTH IN DAYS
1.	Administrative and support services	561	1,446	19.7	17
2.	Professional, scientific and technical services	541	1,375	21.9	17
3.	Food services and drinking places	722	1,264	16.8	17
4.	Educational services	611	887	13.0	17
5.	Ambulatory health care services	621	644	15.9	17
6.	Food and beverage stores	445	565	16.7	17
7.	Management of companies and enterprises	551	499	14.1	14
8.	Clothing and clothing accessories stores	448	493	14.4	17
9.	Credit intermediation and related activities	522	480	14.2	14
10.	Motor vehicle and parts dealers	441	441	17.5	17
11.	Transportation equipment manufacturing	336	432	12.7	14
12.	Nursing and residential care facilities	623	375	13.7	14
13.	Specialty trade contractors	238	346	19.1	17
14.	Building material and garden equipment and supplies dealers	444	328	16.2	17
15.	Health and personal care stores	446	303	15.7	17
16.	Amusement, gambling and recreation industries	713	300	18.7	17
17.	Hospitals	622	265	20.8	17
18.	Social assistance	624	249	17.6	17
19.	General merchandise stores	452	243	12.9	14
20.	Computer and electronic product manufacturing	334	237	13.9	14
21.	Machinery, equipment and supplies merchant wholesalers	417	192	16.8	17
22.	Fabricated metal product manufacturing	332	185	20.7	17
23.	Insurance carriers and related activities	524	179	18.1	17
24.	Building material and supplies merchant wholesalers	416	177	18.7	17
25.	Real estate	531	164	17.3	17
26.	Truck transportation	484	162	27.3	17
27.	Construction of buildings	236	160	22.0	17
28.	Furniture and home furnishings stores	442	160	15.9	17
29.	Couriers and messengers	492	159	15.9	14
30.	Sporting goods, hobby, book and music stores	451	151	16.0	17
31.	Repair and maintenance	811	149	19.6	17

TOP HIRING SECTORS BY 4-DIGIT NAICS CODE

What sectors are hiring?

	4-DIGIT NAICS LABEL	NAICS CODE	POSTING COUNT ▾	AVG POSTING LENGTH IN DAYS	MEDIAN POSTING LENGTH IN DAYS
1.	Full-service restaurants and limited-service eating places	7225	1,122	16.9	17
2.	Employment services	5613	1,104	20.9	17
3.	Elementary and secondary schools	6111	709	11.9	17
4.	Computer systems design and related services	5415	517	32.2	15
5.	Management of companies and enterprises	5511	499	14.1	14
6.	Grocery stores	4451	485	15.5	17
7.	Depository credit intermediation	5221	457	14.1	14
8.	Motor vehicle parts manufacturing	3363	404	12.5	14
9.	Automobile dealers	4411	398	17.6	17
10.	Clothing stores	4481	388	14.4	17
11.	Architectural, engineering and related services	5413	379	13.5	14
12.	Building material and supplies dealers	4441	318	15.7	17
13.	Offices of other health practitioners	6213	306	15.2	17
14.	Health and personal care stores	4461	303	15.7	17
15.	Other amusement and recreation industries	7139	275	18.8	17
16.	General medical and surgical hospitals	6221	264	20.8	17
17.	Department stores	4521	205	11.5	14
18.	Services to buildings and dwellings	5617	193	16.0	17
19.	Community care facilities for the elderly	6233	192	13.6	14
20.	Nursing care facilities	6231	180	13.9	15.5
21.	Management, scientific and technical consulting services	5416	170	15.4	17
22.	Building equipment contractors	2382	166	18.2	17
23.	Semiconductor and other electronic component manufacturing	3344	161	13.1	14
24.	Child day-care services	6244	159	18.1	17
25.	General freight trucking	4841	154	27.7	17
26.	Sporting goods, hobby and musical instrument stores	4511	147	15.8	17
27.	Agencies, brokerages and other insurance related activities	5242	141	18.5	17
28.	Offices of dentists	6212	137	16.8	17
29.	Other schools and instruction	6116	129	18.6	17
30.	Food merchant wholesalers	4131	127	19.2	17
31.	Other local, municipal and regional public administration	9139	127	18.2	17

TOP HIRING SECTORS BY 5-DIGIT NAICS CODE

What sectors are hiring?

	5-DIGIT NAICS LABEL	NAICS CODE	POSTING COUNT ▾	AVG POSTING LENGTH IN DAYS	MEDIAN POSTING LENGTH IN DAYS
1.	Full-service restaurants and limited-service eating places	72251	1,122	16.9	17
2.	Employment placement agencies and executive search services	56131	847	21.8	17
3.	Elementary and secondary schools	61111	709	11.9	17
4.	Computer systems design and related services	54151	517	32.2	15
5.	Management of companies and enterprises	55111	499	14.1	14
6.	Supermarkets and other grocery (except convenience) stores	44511	482	15.5	17
7.	Banking	52211	455	14.1	14
8.	New car dealers	44111	387	17.7	17
9.	Engineering services	54133	342	13.2	14
10.	General medical and surgical hospitals	62211	264	20.8	17
11.	Temporary help services	56132	257	17.7	17
12.	Other motor vehicle parts manufacturing	33639	249	12.3	14
13.	Department stores	45211	205	11.5	14
14.	Community care facilities for the elderly	62331	192	13.6	14
15.	Nursing care facilities	62311	180	13.9	15.5
16.	Home centres	44411	168	14.7	17
17.	Fitness and recreational sports centres	71394	167	19.7	17
18.	Pharmacies and drug stores	44611	162	16.2	17
19.	Semiconductor and other electronic component manufacturing	33441	161	13.1	14
20.	Child day-care services	62441	159	18.1	17
21.	Management consulting services	54161	141	15.3	17
22.	Offices of dentists	62121	137	16.8	17
23.	Family clothing stores	44814	135	14.2	17
24.	Other local, municipal and regional public administration	91391	127	18.2	17
25.	Landscaping services	56173	120	16.0	17
26.	Hotels (except casino hotels) and motels	72111	120	18.9	17
27.	Women's clothing stores	44812	117	13.8	15
28.	Insurance agencies and brokerages	52421	116	19.0	17
29.	Offices of all other health practitioners	62139	110	14.0	14
30.	Professional machinery, equipment and supplies merchant wholesalers	41793	109	13.9	14
31.	Sporting goods stores	45111	109	15.1	17

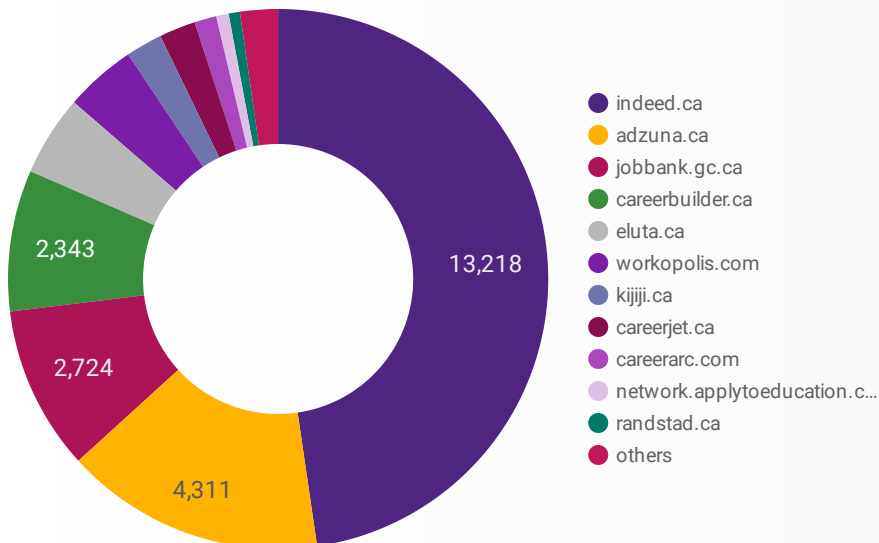
TOP HIRING SECTORS BY 6-DIGIT NAICS CODE

What sectors are hiring?

	6-DIGIT NAICS LABEL	NAICS CODE	POSTING COUNT ▼	AVG POSTING LENGTH IN DAYS	MEDIAN POSTING LENGTH IN DAYS
1.	Employment placement agencies and executive search services	561310	847	21.8	17
2.	Full-service restaurants	722511	820	16.8	17
3.	Elementary and secondary schools	611110	709	11.9	17
4.	Computer systems design and related services (except video game design and development)	541514	517	32.2	15
5.	Holding companies	551113	496	14.0	14
6.	Supermarkets and other grocery (except convenience) stores	445110	482	15.5	17
7.	New car dealers	441110	387	17.7	17
8.	Engineering services	541330	342	13.2	14
9.	Corporate and institutional banking industry	522112	338	13.8	14
10.	Limited-service eating places	722512	302	17.3	17
11.	Temporary help services	561320	257	17.7	17
12.	Other motor vehicle parts manufacturing	336390	249	12.3	14
13.	General (except paediatric) hospitals	622111	249	20.8	17
14.	Department stores	452110	205	11.5	14
15.	Community care facilities for the elderly	623310	192	13.6	14
16.	Nursing care facilities	623110	180	13.9	15.5
17.	Home centres	444110	168	14.7	17
18.	Fitness and recreational sports centres	713940	167	19.7	17
19.	Pharmacies and drug stores	446110	162	16.2	17
20.	Semiconductor and other electronic component manufacturing	334410	161	13.1	14
21.	Child day-care services	624410	159	18.1	17
22.	Offices of dentists	621210	137	16.8	17
23.	Family clothing stores	448140	135	14.2	17
24.	Other local, municipal and regional public administration	913910	127	18.2	17
25.	Landscaping services	561730	120	16.0	17
26.	Hotels	721111	119	19.0	17
27.	Women's clothing stores	448120	117	13.8	15
28.	Personal and commercial banking industry	522111	117	15.1	17
29.	Insurance agencies and brokerages	524210	116	19.0	17
30.	Offices of all other health practitioners	621390	110	14.0	14

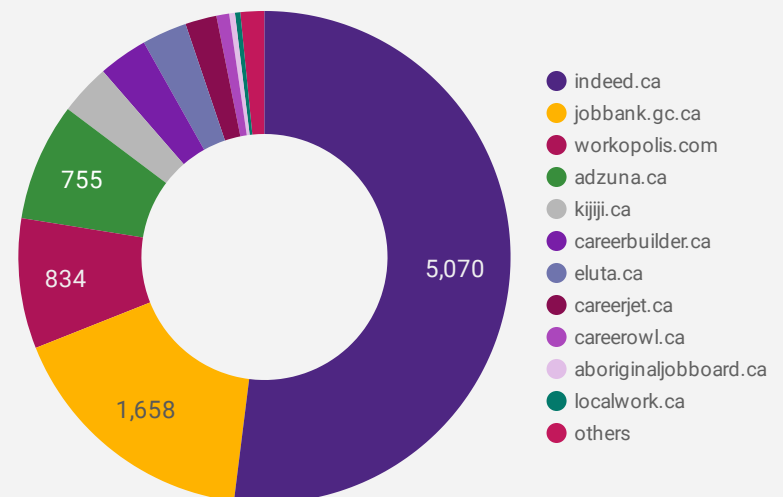
JOB POSTINGS BY JOB BOARD

What share of unique job postings appear on each job board?



COMPANIES BY JOB BOARD

What share of unique job postings appear on each job board?



JOB POSTING DETAILS BY JOB BOARD

How does job posting activity differ by job board?

	JOB BOARD	POSTING COUNT ▾	AVG POSTING LENGTH IN DAYS	MEDIAN POSTING LENGTH IN DAYS	# OF COMPANIES
1.	indeed.ca	13,218	17.0	17	5,070
2.	adzuna.ca	4,311	13.9	14	755
3.	jobbank.gc.ca	2,724	38.0	29	1,658
4.	careerbuilder.ca	2,343	7.5	8	316
5.	eluta.ca	1,338	17.0	17	288
6.	workopolis.com	1,184	14.0	14	834
7.	kijiji.ca	607	15.0	15	326
8.	careerjet.ca	604	21.9	22	201
9.	careerarc.com	364	52.0	26	24
10.	network.applytoeducation.com	208	2.9	2	3
11.	randstad.ca	188	46.9	32	1
12.	jobillico.com	133	21.0	11	31
13.	careerowl.ca	126	115.9	106	82
14.	rncareers.ca	112	26.4	11	16
15.	aboriginaljobboard.ca	52	76.2	76	37
16.	itjobs.ca	41	56.7	46	15
17.	localwork.ca	39	27.9	30	34