

# JOB DEMAND REPORT

## OCTOBER 2022

### HIGHLIGHTS

#### JOB POSTINGS BY THE NUMBERS

POSTING COUNT	NEW THIS MONTH	COMPANIES	JOB BOARDS
22,384	12,217	7,338	34

#### # OF DAYS POSTED

AVERAGE	MEDIAN
20.0	17

## REPORT BUILDER

The default filter selection below will show all job demand data for the month. You can use the filters to create a customized report for the purpose of understanding a subset of the data.

#### OCCUPATION FILTERS

SKILL TYPE NAME / 1-DIGIT NOC	▼
MAJOR GROUP / 2-DIGIT NOC	▼
MINOR GROUP / 3-DIGIT NOC	▼
UNIT GROUP / 4-DIGIT NOC	▼
SKILL LEVEL	▼
JOB TYPE	▼
JOB DURATION	▼
ADDITIONAL LANGUAGE	▼
SPECIFIC JOB TAGS	▼

#### INDUSTRY/SECTOR FILTERS

HIRING SECTOR BY 2-DIGIT NAICS CODE	▼
HIRING SECTOR BY 3-DIGIT NAICS CODE	▼
HIRING SECTOR BY 4-DIGIT NAICS CODE	▼
HIRING SECTOR BY 5-DIGIT NAICS CODE	▼
HIRING SECTOR BY 6-DIGIT NAICS CODE	▼

#### OTHER FILTERS

MUNICIPALITY	▼
JOB BOARD	▼

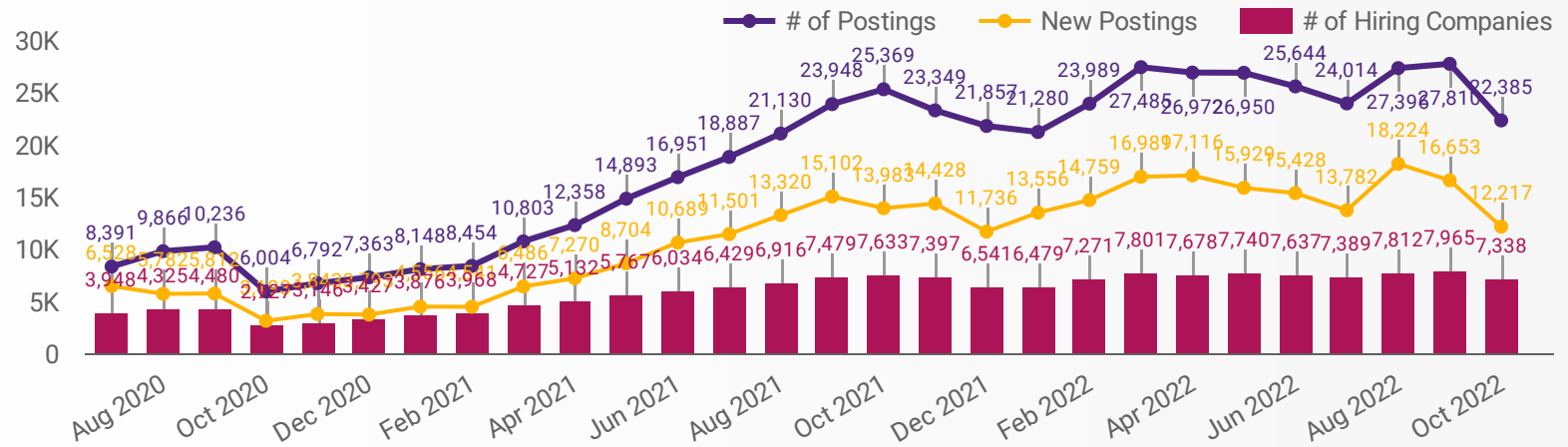
NOC = National Occupation Classification | NAICS = North American Industry Classification System

#### Source:

Job posting data collected by Workforce Planning Board of York Region from job boards and employer websites who recruit candidates in York Region.

## JOB POSTINGS BY MONTH FOR YORK REGION

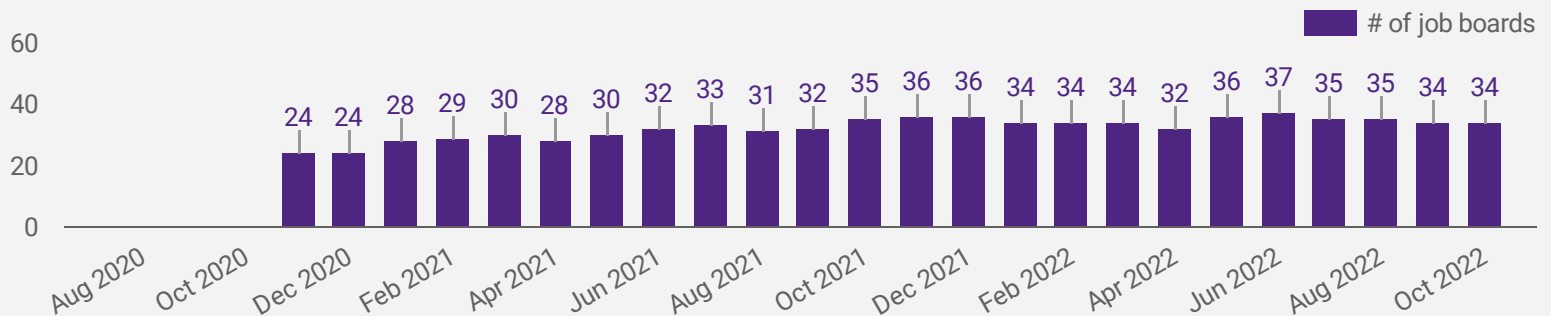
How many job postings were active for at least 1 day this month?



NOTE: This graph cannot be filtered using the controls on the cover page

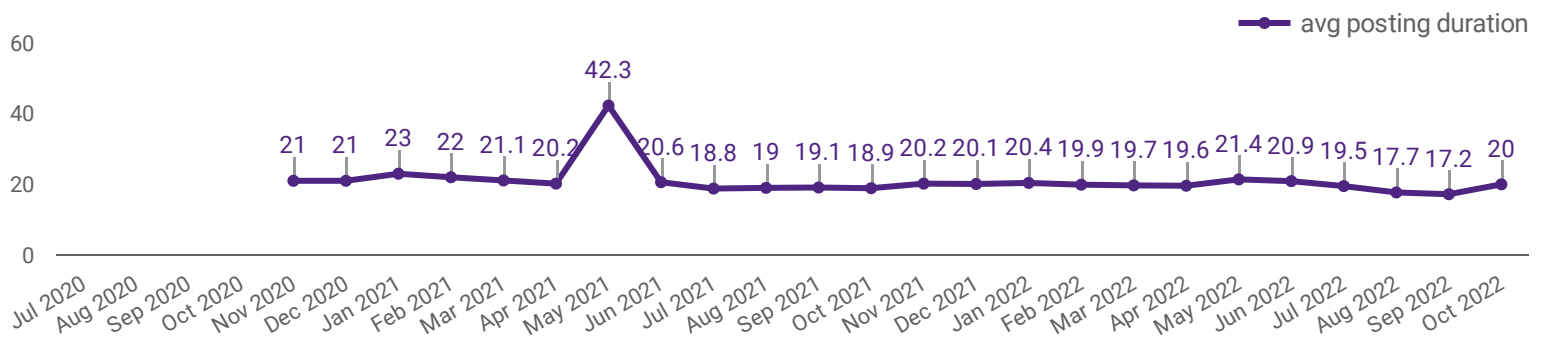
## NUMBER OF ACTIVE JOB BOARDS

How many job postings were active for at least 1 day this month on these job boards?



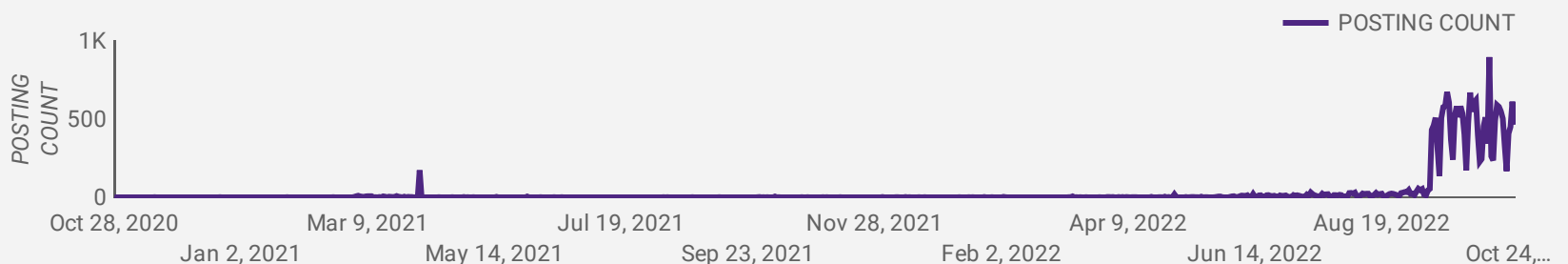
## AVERAGE POSTING LENGTH BY DAYS

How long are employers having to recruit for in order to find candidates to fill their job vacancies?



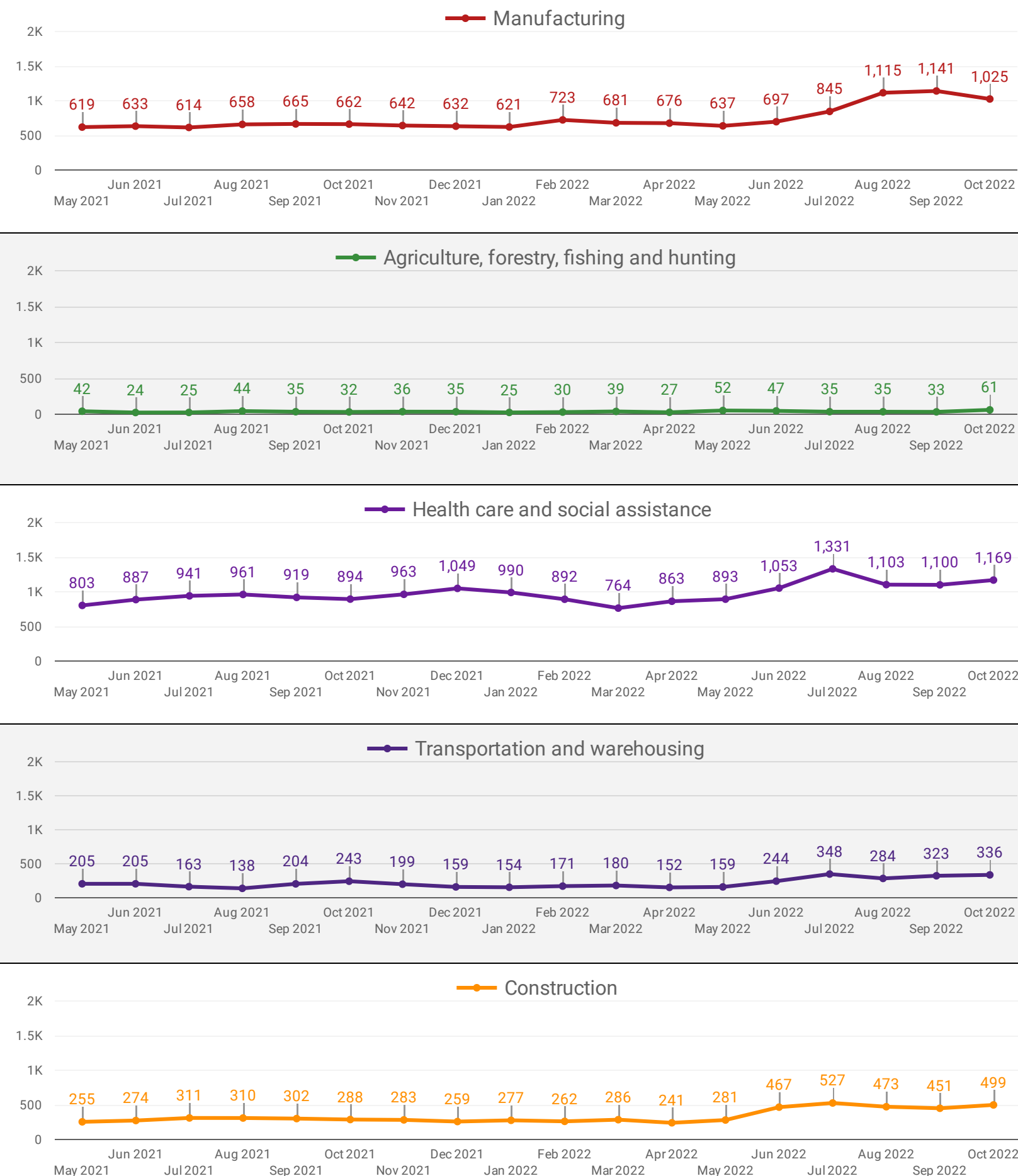
## POST DATE TIMELINE FOR THIS MONTH'S ACTIVE JOB POSTINGS

How many job postings were active for at least 1 day this month?



## DEMAND BY KEY SECTOR (YORK REGION)

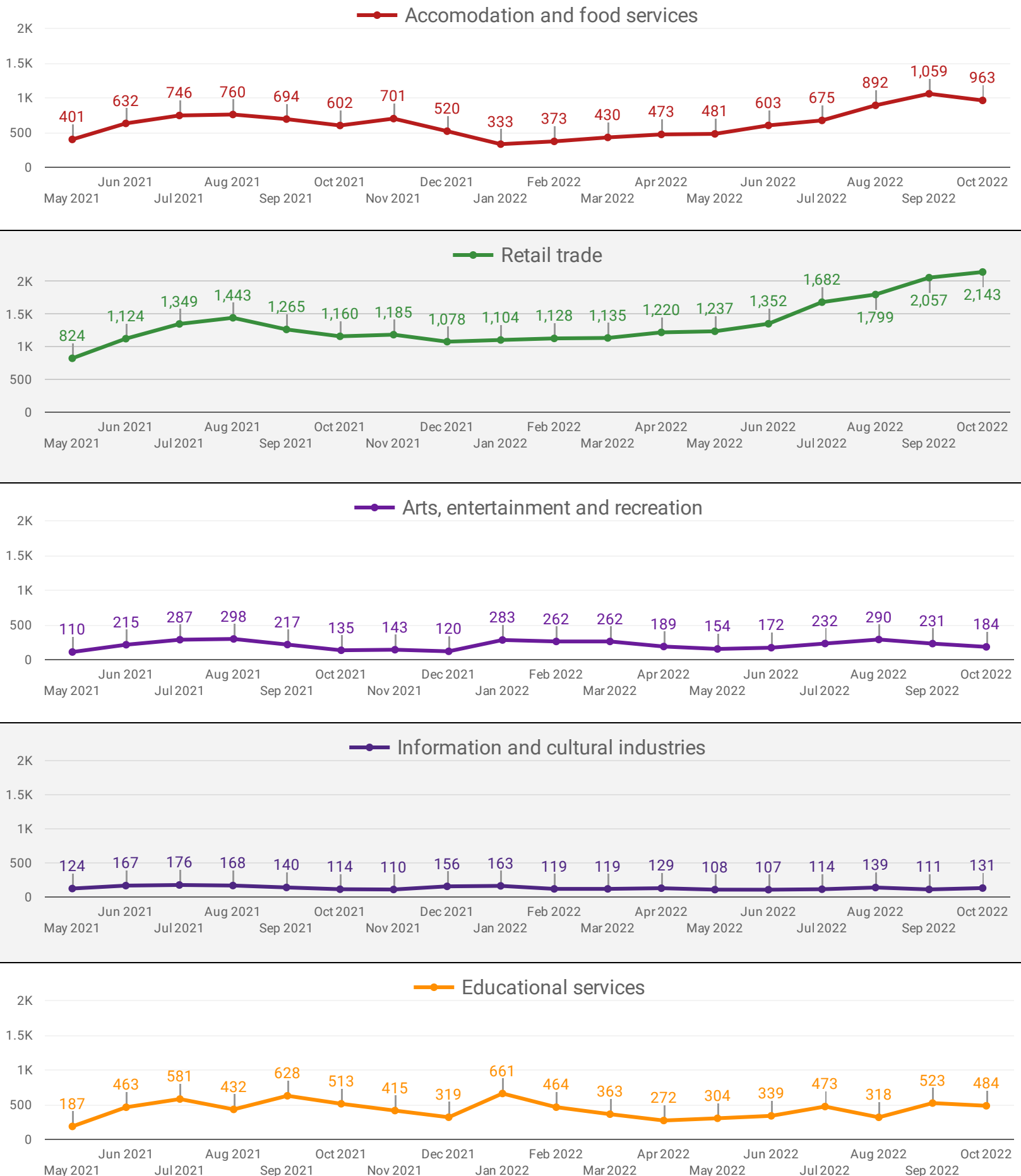
How many job postings were active for at least 1 day this month by sector?



NOTE: This graph cannot be filtered using the controls on the cover page

## DEMAND BY IMPACTED SECTOR (YORK REGION)

How many job postings were active for at least 1 day this month by sector?

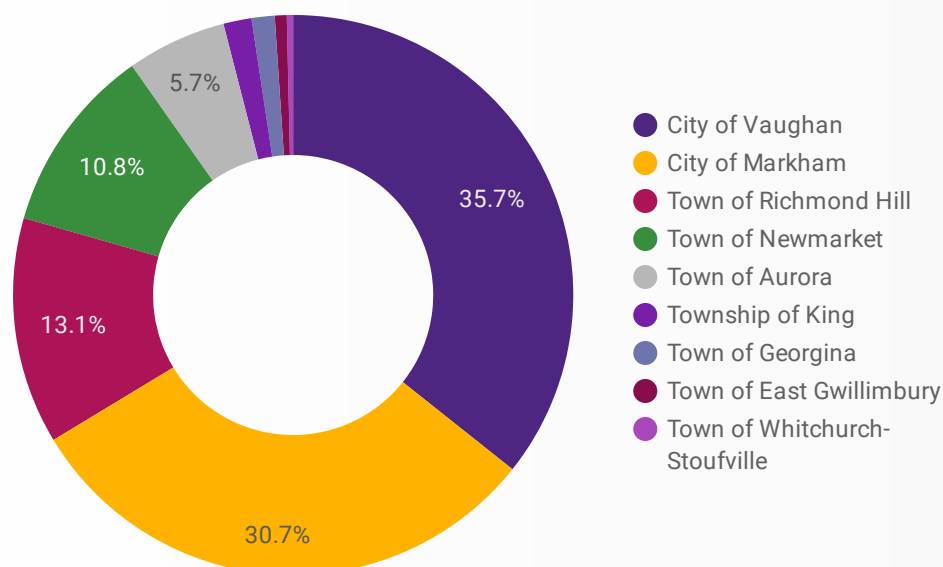


NOTE: This graph cannot be filtered using the controls on the cover page

## JOB POSTINGS BY MUNICIPALITY

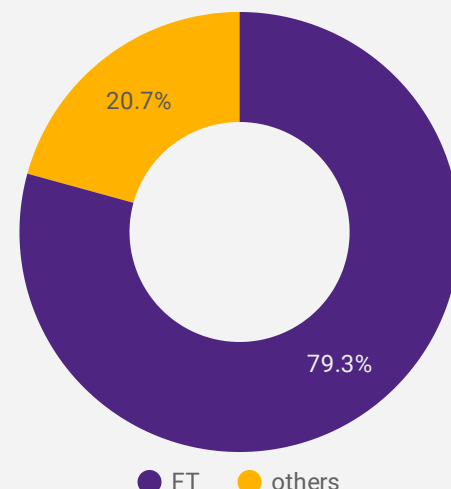
Where are job opportunities being offered?

	MUNICIPALITY	POSTING COUNT	AVG POSTING LENGTH IN DAYS	MEDIAN POSTING LENGTH IN DAYS
1.	City of Vaughan	7,802	20.8	17
2.	City of Markham	6,701	20.5	17
3.	Town of Richmond Hill	2,862	19.8	17
4.	Town of Newmarket	2,364	17.6	17
5.	Town of Aurora	1,257	18.2	17
6.	Township of King	355	20.0	17
7.	Town of Georgina	291	18.5	17
8.	Town of East Gwillimbury	150	20.9	17
9.	Town of Whitchurch-Stouffville	80	18.9	17



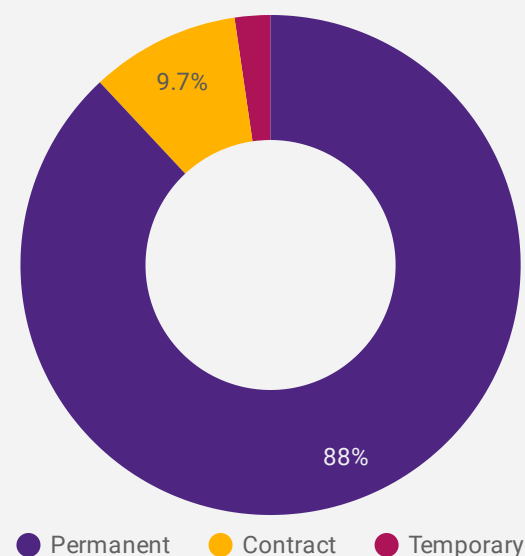
## JOB TYPE

Full-time vs Part-time



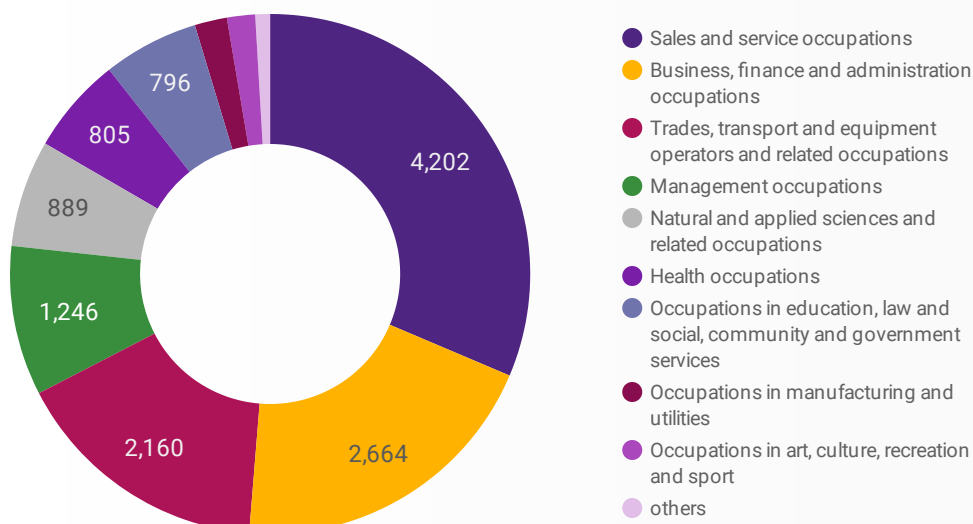
## JOB DURATION

Permanency of jobs posted



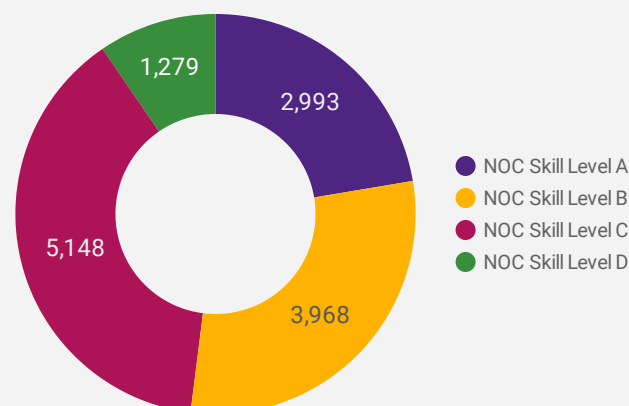
## JOB POSTINGS BY JOB CATEGORY

What broad occupational category is being recruited?



## JOB POSTINGS BY SKILL LEVEL

What education do occupations typically require?



Skill Level A = Usually University education | Skill Level B = Usually College education or Apprenticeship training | Skill Level C = Usually Secondary education or occupation-specific training | Skill Level D = Usually on-the-job training

## TOP HIRING EMPLOYERS & AGENCIES




Who is hiring?

	COMPANY	MUNICIPALITY	POSTINGS COUNT ▾	AVG POSTING LENGTH IN DAYS	MEDIAN POSTING LENGTH IN DAYS
1.	Oak Valley Health	City of Markham	182	17.1	17
2.	YORK REGION DISTRICT SCHOOL BOARD	City of Markham	127	14.9	17
3.	Southlake Regional Health Care Centre	Town of Newmarket	116	17.0	17
4.	Randstad Canada	City of Markham	107	71.6	90
5.	SOUTHLAKE REGIONAL HEALTH CENTRE	Town of Newmarket	98	18.4	17
6.	Adzuna	City of Vaughan	93	14.0	14
7.	MACKENZIE HEALTH	Town of Richmond Hill	91	25.9	17
8.	AMD	City of Markham	79	101.2	99
9.	MACKENZIE HEALTH	City of Vaughan	72	23.4	17
10.	Johnson & Johnson	City of Markham	72	15.8	17
11.	Adzuna	City of Markham	68	14.0	14
12.	MARKHAM STOUFFVILLE HOSPITAL	City of Markham	67	15.4	17
13.	TD	City of Markham	66	10.8	10
14.	TD BANK	City of Markham	66	17.8	17
15.	Zanchin Automotive Group	City of Vaughan	66	17.0	17
16.	RANDSTAD	City of Vaughan	65	18.6	17
17.	STAPLES CANADA	Town of Richmond Hill	61	17.0	17
18.	BMO Financial Group	Township of King	60	17.0	17
19.	STATE WINDOW CORPORATION	City of Vaughan	59	20.2	17
20.	Wsp Group	City of Markham	57	7.6	8
21.	Magna International Inc.	City of Vaughan	56	15.3	17
22.	UPS	City of Vaughan	48	35.6	32
23.	Municipality of York	Town of Newmarket	48	9.4	12
24.	City of Markham	City of Markham	47	19.4	17
25.	Highlight Motor Freight Inc.	City of Vaughan	45	18.9	17
26.	HUAWEI TECHNOLOGIES CANADA CO. LTD.	City of Markham	44	13.7	16
27.	YORK REGION DISTRICT SCHOOL BOARD	Town of Richmond Hill	43	14.7	17
28.	Adzuna	Town of Richmond Hill	42	null	null

## TOP HOURLY WAGES IN JOB POSTINGS












What are employers willing to pay to find the perfect candidate?

# of Minimum Wage Job Postings  
**184**

	JOB TITLE	COMPANY	LOCATION	HOURLY WAGE ▾
1.	General Manager - Financial, Communications And Other Business Services	SCI Ltd	City of Markham	114 
2.	Pathologist, Speech-language	Speech Therapy Centres of Canada Ltd	Town of Richmond Hill	90 
3.	Physical Therapist	igood Health Centre	Town of Richmond Hill	90 
4.	Controller	Randstad Canada	Town of Newmarket	80 
5.	Dc (doctor Of Chiropractic)	E Healthcare Inc.	Town of Richmond Hill	80 
6.	Auto Body Repair Technician	SPA ZEBA CAR CLINIC	Town of Aurora	80 
7.	Registered Massage Therapist (rmt)	Tsingtao Wellness Spa(Thornhill)	City of Markham	76 
8.	Rmt (registered Massage Therapist)	Premier Spine And Sport Rehabilitation & Wellness	City of Vaughan	75 
9.	Dc (doctor Of Chiropractic)	Ultimate Health Clinic Inc	Town of East Gwillimbury	72 
10.	Deputy Chief Executive Officer (ceo) - Trade, Broadcasting And Other Services	Lex Tec Inc	City of Markham	70 
11.	Chief Financial Officer (cfo) - Financial, Communications And	Land Services Group LTD	City of Markham	70 
				1 - 100 / 2917 < >

## TOP SALARIES IN JOB POSTINGS

What are employers willing to pay to find the perfect candidate?

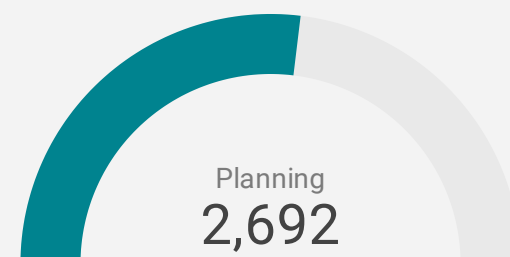
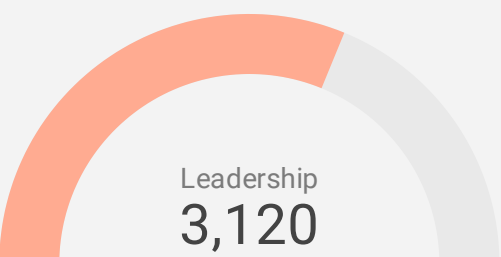
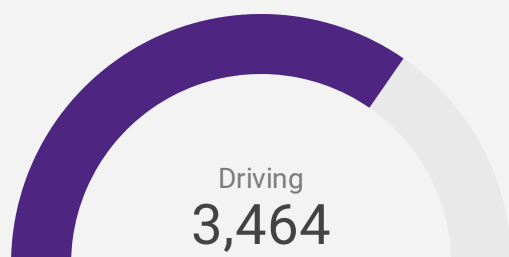
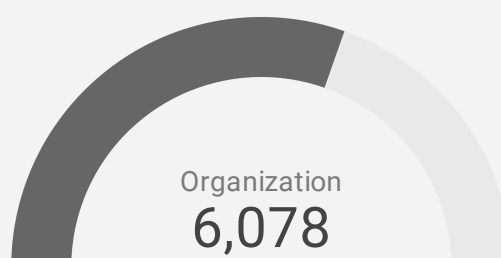
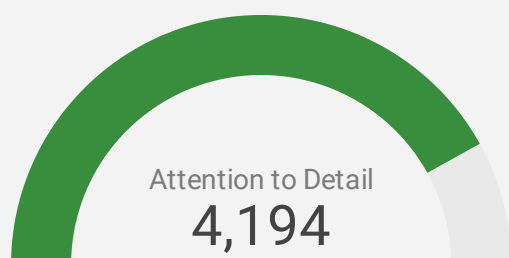
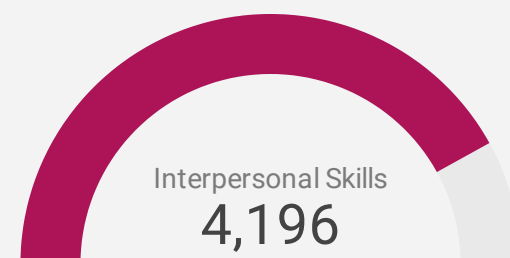
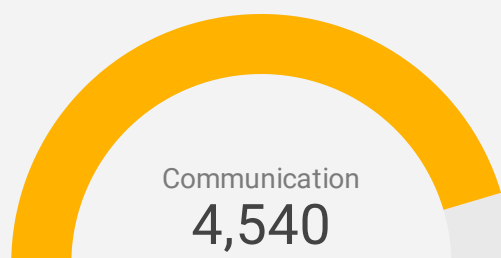
	JOB TITLE	COMPANY	LOCATION	ANNUAL SALARY ▾
1.	Outside Sales Advisor	Right Time Heating & Air Conditioning	Town of Newmarket	300,000 
2.	Agent, Real Estate	RE/MAX EXCEL REALTY LTD.	City of Markham	300,000 
3.	Corporate Affairs Manager	COMTECH GROUP INC.	Town of Richmond Hill	240,000 
4.	Cost Estimator - Construction	COMTECH GROUP INC.	Town of Richmond Hill	220,000 
5.	Sales Associate	David Michael Originals Ltd.	Town of Newmarket	200,000 
6.	Project Manager, Construction	COMTECH GROUP INC.	Town of Richmond Hill	195,000 
7.	Class Az Owner Operator Truck Driver	Trimac Transportation, Ltd	City of Vaughan	180,000 
8.	Class AZ Owner Operator Truck Driver	Trimac Transportation	City of Vaughan	180,000 
9.	Planner	evansplanning	Town of Richmond Hill	177,967.14 
10.	Software Architect	Blue Yonder Technology Solutions Canada	Town of Richmond Hill	173,448 
11.	Chief Financial Officer (cfo) - Financial, Communications And	Land Services Group LTD	City of Markham	150,000 
				1 - 100 / 3303 < >

## TOP IN-DEMAND SKILLS

How many times were these skills found in job postings?

ACTIVE JOB POSTINGS THIS MONTH

22,384



## KEY JOB REQUIREMENTS

How often are these requirements desired in job postings?

ACTIVE JOB POSTINGS THIS MONTH

22,384



Driver's License  
372



First Aid  
730



Regular Access to a Vehicle  
535



Criminal Record Check  
1,336



Microsoft Office  
1,671



Food Safety  
441



## TOP OCCUPATIONS BY SKILL, FREQUENCY & DURATION

What jobs are in-demand and/or hard to fill?

	4 DIGIT NOC	4 DIGIT NOC NAME	SKILL LEVEL	POSTING COUNT	AVG POSTING LENGTH IN DAYS	MEDIAN POSTING LENGTH IN DAYS
1.	6421	Retail salespersons	NOC Skill Level C	947	16.8	17
2.	7452	Material handlers	NOC Skill Level C	717	18.3	17
3.	6552	Other customer and information services representatives	NOC Skill Level C	597	17.4	17
4.	1241	Administrative assistants	NOC Skill Level B	408	18.6	17
5.	6322	Cooks	NOC Skill Level B	399	27.0	17
6.	621	Retail and wholesale trade managers	NOC Skill Level A	395	18.4	17
7.	1414	Receptionists	NOC Skill Level C	329	17.0	17
8.	4412	Home support workers  housekeepers and related occupations	NOC Skill Level C	284	22.6	17
9.	6711	Food counter attendants  kitchen helpers and related support occupations	NOC Skill Level D	224	25.1	17
10.	6622	Store shelf stockers  clerks and order fillers	NOC Skill Level D	222	16.9	17
11.	6731	Light duty cleaners	NOC Skill Level D	201	16.9	17
12.	1431	Accounting and related clerks	NOC Skill Level C	199	18.7	17
13.	1521	Shippers and receivers	NOC Skill Level C	196	20.0	17
14.	7511	Transport truck drivers	NOC Skill Level C	187	19.9	17
15.	7514	Delivery and courier service drivers	NOC Skill Level C	176	19.4	17
16.	6513	Food and beverage servers	NOC Skill Level C	171	18.5	17
17.	1114	Other financial officers	NOC Skill Level A	164	17.1	17
18.	6611	Cashiers	NOC Skill Level D	160	17.0	17
19.	3012	Registered nurses and registered psychiatric nurses	NOC Skill Level A	160	23.5	17
20.	601	Corporate sales managers	NOC Skill Level A	146	24.6	17
21.	1123	Professional occupations in advertising  marketing and public relations	NOC Skill Level A	140	22.0	17
22.	1311	Accounting technicians and bookkeepers	NOC Skill Level B	127	34.6	17
23.	6541	Security guards and related security service occupations	NOC Skill Level C	127	17.7	17
24.	6311	Food service supervisors	NOC Skill Level B	113	55.4	17
25.	3219	Other medical technologists and technicians (except dental health)	NOC Skill Level B	112	16.2	17
26.	6222	Retail and wholesale buyers	NOC Skill Level B	106	25.8	17
27.	6211	Retail sales supervisors	NOC Skill Level B	98	32.9	17
28.	1111	Financial auditors and accountants	NOC Skill Level A	92	20.1	17
29.	1215	Supervisors  supply chain tracking and scheduling co-	NOC Skill Level B	92	24.9	17

## JOB POSTINGS BY 3-DIGIT NATIONAL OCCUPATION CLASSIFICATION

What jobs are hard to fill and/or in-demand?

	3 DIGIT NOC	3 DIGIT NOC NAME	SKILL LEVEL	POSTING COUNT ▾	AVG POSTING LENGTH IN DAYS	MEDIAN POSTING LENGTH IN DAYS
1.	642	Retail salespersons	NOC Skill Level C	947	16.8	17
2.	745	Longshore workers and material handlers	NOC Skill Level C	717	18.3	17
3.	655	Customer and information services representatives	NOC Skill Level C	602	17.6	17
4.	632	Chefs and cooks	NOC Skill Level B	465	27.0	17
5.	124	Office administrative assistants - general, legal and medical	NOC Skill Level B	452	18.6	17
6.	141	General office workers	NOC Skill Level C	414	17.0	17
7.	062	Retail and wholesale trade managers	NOC Skill Level A	395	18.4	17
8.	751	Motor vehicle and transit drivers	NOC Skill Level C	389	20.2	17
9.	441	Home care providers and educational support occupations	NOC Skill Level C	360	26.8	17
10.	111	Auditors, accountants and investment professionals	NOC Skill Level A	351	18.2	17
11.	673	Cleaners	NOC Skill Level D	333	17.9	17
12.	152	Supply chain logistics, tracking and scheduling co-ordination occupations	NOC Skill Level C	327	18.8	17
13.	651	Occupations in food and beverage service	NOC Skill Level C	286	18.0	17
14.	217	Computer and information systems professionals	NOC Skill Level A	272	39.8	17
15.	122	Administrative and regulatory occupations	NOC Skill Level B	269	23.4	17
16.	662	Other sales support and related occupations	NOC Skill Level D	267	16.9	17
17.	143	Financial, insurance and related administrative support workers	NOC Skill Level C	258	20.4	17
18.	421	Paraprofessional occupations in legal, social, community and education services	NOC Skill Level B	251	22.2	17
19.	671	Food counter attendants, kitchen helpers and related support occupations	NOC Skill Level D	224	25.1	17
20.	112	Human resources and business service professionals	NOC Skill Level A	213	22.1	17
21.	011	Senior managers - construction, transportation, production and utilities	NOC Skill Level A	199	28.5	17
22.	723	Machining, metal forming, shaping and erecting trades	NOC Skill Level B	168	21.6	17
23.	321	Medical technologists and technicians (except dental health)	NOC Skill Level B	164	16.5	17
24.	301	Professional occupations in nursing	NOC Skill Level A	161	23.5	17
25.	661	Cashiers	NOC Skill Level D	160	17.0	17
26.	131	Finance, insurance and related business administrative occupations	NOC Skill Level B	152	31.3	17
27.	341	Assisting occupations in support of health services	NOC Skill Level C	152	18.3	17
28.	060	Corporate sales managers	NOC Skill Level A	146	24.6	17
29.	071	Managers in customer and personal services, n.e.c.	NOC Skill Level A	142	21.2	17

## JOB POSTINGS BY 2-DIGIT NATIONAL OCCUPATION CLASSIFICATION

What jobs are hard to fill and/or in-demand?

	2 DIGIT NOC	2 DIGIT NOC NAME	SKILL LEVEL	POSTING COUNT ▼	AVG POSTING LENGTH IN DAYS	MEDIAN POSTING LENGTH IN DAYS
1.	65	Service representatives and other customer and personal services occupations	NOC Skill Level C	1,118	18.4	17
2.	64	Sales representatives and salespersons - wholesale and retail trade	NOC Skill Level C	957	16.8	17
3.	12	Administrative and financial supervisors and administrative occupations	NOC Skill Level B	863	20.7	17
4.	63	Service supervisors and specialized service occupations	NOC Skill Level B	764	28.3	17
5.	74	Other installers, repairers and servicers and material handlers	NOC Skill Level C	759	19.0	17
6.	14	Office support occupations	NOC Skill Level C	748	18.5	17
7.	06	Middle management occupations in retail and wholesale trade and customer services	NOC Skill Level A	619	20.9	17
8.	67	Service support and other service occupations, n.e.c.	NOC Skill Level D	596	20.6	17
9.	11	Professional occupations in business and finance	NOC Skill Level A	564	19.8	17
10.	72	Industrial, electrical and construction trades	NOC Skill Level B	557	26.9	17
11.	21	Professional occupations in natural and applied sciences	NOC Skill Level A	548	36.2	17
12.	75	Transport and heavy equipment operation and related maintenance occupations	NOC Skill Level C	467	20.2	17
13.	66	Sales support occupations	NOC Skill Level D	427	17.0	17
14.	01	Senior managers - construction, transportation, production and utilities	NOC Skill Level A	366	33.8	17
15.	44	Care providers and educational, legal and public protection support occupations	NOC Skill Level C	361	26.7	17
16.	22	Technical occupations related to natural and applied sciences	NOC Skill Level B	341	28.3	17
17.	62	Retail sales supervisors and specialized sales occupations	NOC Skill Level B	340	24.1	17
18.	15	Distribution, tracking and scheduling co-ordination occupations	NOC Skill Level C	337	18.8	17
19.	32	Technical occupations in health	NOC Skill Level B	286	17.2	17
20.	42	Paraprofessional occupations in legal, social, community and education services	NOC Skill Level B	251	22.2	17
21.	73	Maintenance and equipment operation trades	NOC Skill Level B	245	36.1	17
22.	31	Professional occupations in health (except nursing)	NOC Skill Level A	206	18.4	17
23.	30	Professional occupations in nursing	NOC Skill Level A	161	23.5	17
24.	41	Professional occupations in law and social, community and government services	NOC Skill Level A	159	18.9	17
25.	13	Finance, insurance and related business administrative occupations	NOC Skill Level B	152	31.3	17
26.	34	Assisting occupations in support of health services	NOC Skill Level C	152	18.3	17
27.	07	Managers in customer and personal services, n.e.c.	NOC Skill Level A	149	23.3	17

## MULTILINGUAL JOB POSTINGS BY THE NUMBERS

ACTIVE POSTINGS  
**2,432**

NEW POSTINGS  
**0**

COMPANIES  
**1,383**

LANGUAGES  
**11**

## # OF DAYS POSTED

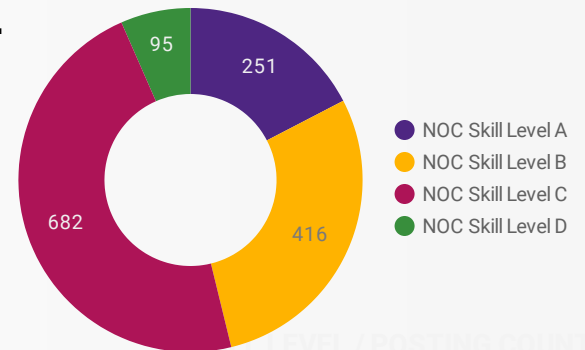
AVERAGE  
**17.7**

MEDIAN  
**17**

## MULTILINGUAL JOB POSTINGS BY SKILL LEVEL

What language skills are employers looking for by occupational skill level?

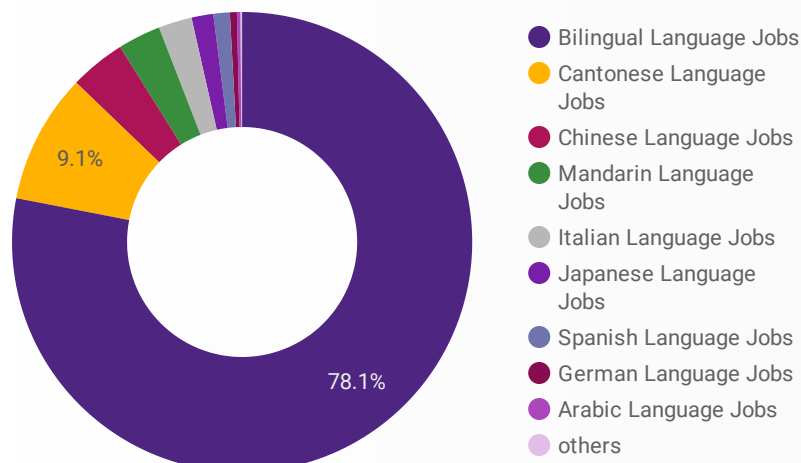
- 251** Skill Level A - Management/ Professional Occupations usually requiring University
- 416** Skill Level B - Usually college education or apprenticeship training
- 682** Skill Level C - Usually secondary education or occupation-specific training
- 95** Skill Level D - Usually on-the-job training



LANGUAGES	NOC Skill Level A	NOC Skill Level B	NOC Skill Level C	NOC Skill Level D
Bilingual Language Jobs	181	263	527	82
Cantonese Language Jobs	19	50	73	6
Italian Language Jobs	6	38	19	3
Chinese Language Jobs	16	18	26	2
Mandarin Language Jobs	16	13	18	
Japanese Language Jobs	3	23	9	1
Spanish Language Jobs	3	6	6	1
German Language Jobs	5	1	1	
Arabic Language Jobs	1	3	1	
Punjabi Language Jobs	1	1	2	

## LANGUAGE SKILLS BREAKDOWN

Which kinds of language skills do employers seek?



	LANGUAGES	POSTING COUNT
1.	Bilingual Language Jobs	1,867
2.	Cantonese Language Jobs	227
3.	Chinese Language Jobs	93
4.	Mandarin Language Jobs	73
5.	Italian Language Jobs	73
6.	Japanese Language Jobs	44
7.	Spanish Language Jobs	29
8.	German Language Jobs	12
9.	Arabic Language Jobs	8
10.	Punjabi Language Jobs	5

## LANGUAGE SKILLS BEING RECRUITED BY JOB CATEGORY

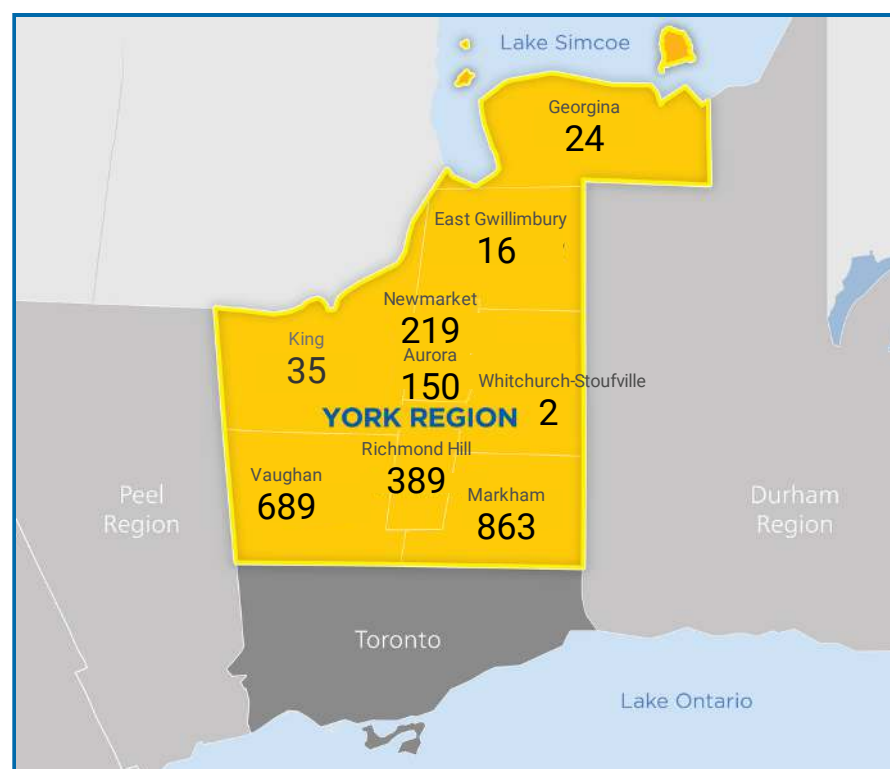
What language skills are sought by 1-Digit NOC?

BROAD OCCUPATIONAL CATEGORY	Bilingual ...	Cantonese...	Italian La...	Chinese ...	Mandarin...	Japanese...	Grand total
Business, finance and administration occu...	253	52	9	20	27	2	376
Health occupations	36	10	4	4	1		56
Management occupations	76	5	2	8	8	1	103
Natural and applied sciences and related o...	39			2	2		48
Natural resources, agriculture and related ...	5						6
Occupations in art, culture, recreation and ...	29	4		6			39
Occupations in education, law and social, ...	86	14	1	6	3		111
Occupations in manufacturing and utilities	13	1					15
Sales and service occupations	379	55	49	8	5	30	533
Trades, transport and equipment operator...	137	7	1	8	1	3	157
<b>Grand total</b>	<b>1,053</b>	<b>148</b>	<b>66</b>	<b>62</b>	<b>47</b>	<b>36</b>	<b>1,444</b>

## MULTILINGUAL JOB POSTINGS BY MUNICIPALITY

What language skills are sought by 4-Digit NOC?

	MUNICIPALITY	JOB LANGUAGES	AVG POSTING LENGTH IN DAYS	MEDIAN POSTING LENGTH IN DAYS
1.	City of Markham	863	20.5	17
2.	City of Vaughan	689	20.8	17
3.	Town of Richmond Hill	389	19.8	17
4.	Town of Newmarket	219	17.6	17
5.	Town of Aurora	150	18.2	17
6.	Township of King	35	20.0	17
7.	Town of Georgina	24	18.5	17
8.	Town of East Gwillimbury	16	20.9	17
9.	Town of Whitchurch-Stouffville	2	18.9	17



## LANGUAGE DEMAND BY JOB

What language skills are sought by 4-Digit NOC?

4 DIGIT NOC NAME		POSTINGS ▾
1.	Other customer and information services re...	162
2.	Retail salespersons	96
3.	Material handlers	80
4.	Administrative assistants	79
5.	Receptionists	75
6.	Cooks	66
7.	Home support workers  housekeepers and r...	37
8.	Food and beverage servers	32
9.	Accounting and related clerks	31
10.	Professional occupations in advertising  ma...	26
11.	Retail and wholesale trade managers	26
12.	Other financial officers	25
13.	Food counter attendants  kitchen helpers an...	24
14.	Other instructors	23
15.	Delivery and courier service drivers	19
16.	Light duty cleaners	18
17.	Chefs	17
18.	Store shelf stockers  clerks and order fillers	16
19.	Corporate sales managers	16
20.	Accounting technicians and bookkeepers	15
21.	Cashiers	15
22.	General office support workers	14
23.	Facility operation and maintenance manage...	14
24.	Nurse aides  orderlies and patient service a...	13
25.	Shippers and receivers	13
26.	Transport truck drivers	13
27.	Advertising  marketing and public relations ...	12
28.	User support technicians	11
29.	Dental assistants	11
30.	Authors and writers	11
31.	Administrative officers	11
1 - 100 / 182		< >

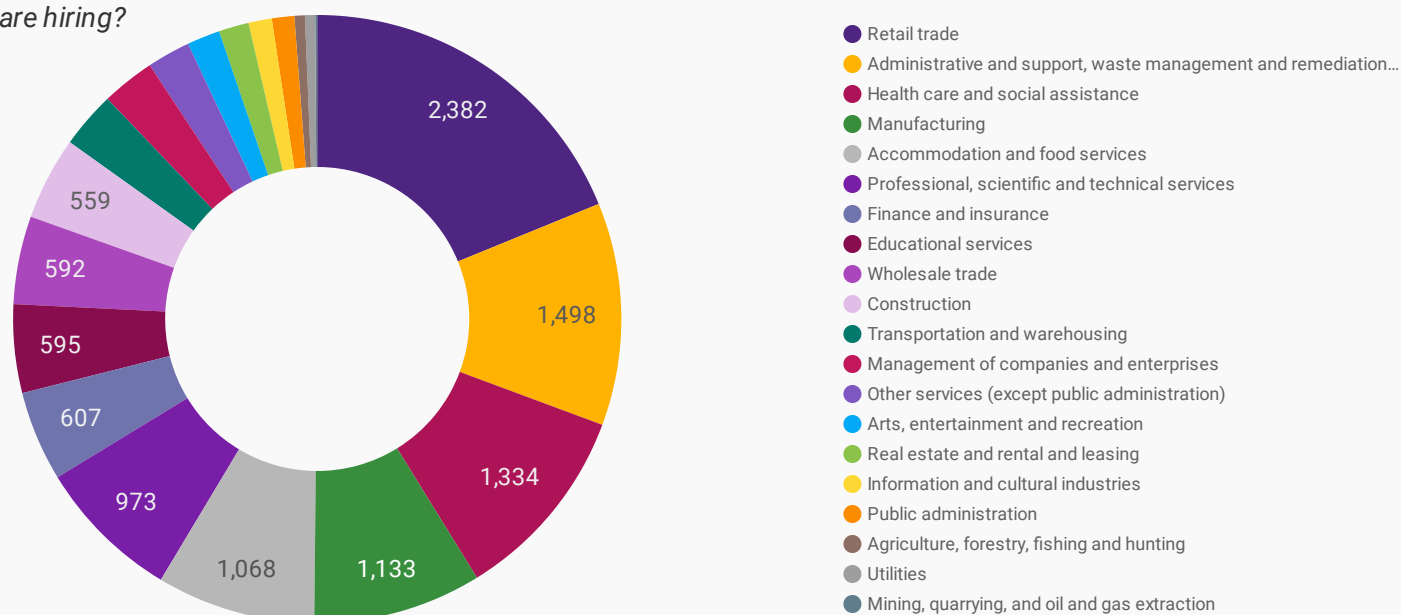
## MULTILINGUAL HIRING EMPLOYERS

Which employers are seeking multilingual candidates?

COMPANY		POSTINGS ▾
1.	YORK REGION DISTRICT SCHOOL BOARD	38
2.	Liquor Control Board of Ontario	26
3.	VEXOS	24
4.	Liquor Control Board of Ontario / LCBO	24
5.	Farm Boy Inc.	22
6.	Bruce-Grey Catholic District School Board	18
7.	LAURA CANADA	17
8.	Adzuna	15
9.	TD BANK	15
10.	Synergie Hunt International	14
11.	BELL MOBILITY/BELL MOBILITÄ%	14
12.	EnGenius Technologies	13
13.	TC Transcontinental	12
14.	TD	12
15.	ONEWORLD STAFFING SOLUTIONS	11
16.	YEE HONG CENTRE FOR GERIATRIC CARE	10
17.	Staples	9
18.	YORK CATHOLIC DISTRICT SCHOOL BOARD	9
19.	T&T Supermarket	9
20.	Bayshore HealthCare	8
21.	Chartered Professional Accountants	8
22.	BELL	8
23.	Confidential	8
24.	Home and Community Care Support Services	8
25.	Cosmo Music Company Ltd	8
26.	RANDSTAD	8
27.	Grainger Canada	7
28.	TP-LINK CANADA INC	7
29.	Vita Community Living Services of Toronto Inc.	7
30.	Randstad Canada	7
1 - 50 / 1384		< >

## TOP HIRING SECTORS BY 2-DIGIT NAICS CODE

What sectors are hiring?



	2-DIGIT NAICS LABEL	NAICS CODE	POSTING COUNT	AVG POSTING LENGTH IN DAYS	MEDIAN POSTING LENGTH IN DAYS
1.	Retail trade	44-45	2,382	17.6	17
2.	Administrative and support, waste management and remediation services	56	1,498	20.1	17
3.	Health care and social assistance	62	1,334	18.6	17
4.	Manufacturing	31-33	1,133	20.3	17
5.	Accommodation and food services	72	1,068	21.3	17
6.	Professional, scientific and technical services	54	973	28.3	17
7.	Finance and insurance	52	607	16.6	17
8.	Educational services	61	595	17.1	17
9.	Wholesale trade	41	592	20.7	17
10.	Construction	23	559	22.3	17
11.	Transportation and warehousing	48-49	381	21.4	17
12.	Management of companies and enterprises	55	358	18.7	17
13.	Other services (except public administration)	81	291	19.9	17
14.	Arts, entertainment and recreation	71	222	17.9	17
15.	Real estate and rental and leasing	53	202	18.0	17
16.	Information and cultural industries	51	157	18.2	17
17.	Public administration	91	151	14.8	14
18.	Agriculture, forestry, fishing and hunting	11	70	18.3	17
19.	Utilities	22	69	16.3	17
20.	Mining, quarrying, and oil and gas extraction	21	13	28.6	17

NOTE: NAICS code 56 includes Employment Agencies. Manufacturing includes codes 31-33, Retail Trade includes codes 44-45 and Transportation and Warehousing includes codes 48-49.

## TOP HIRING SECTORS BY 3-DIGIT NAICS CODE

What sectors are hiring?

	3-DIGIT NAICS LABEL	NAICS CODE	POSTING COUNT ▾	AVG POSTING LENGTH IN DAYS	MEDIAN POSTING LENGTH IN DAYS
1.	Administrative and support services	561	1,472	20.2	17
2.	Professional, scientific and technical services	541	973	28.3	17
3.	Food services and drinking places	722	963	21.7	17
4.	Educational services	611	595	17.1	17
5.	Ambulatory health care services	621	536	18.8	17
6.	Food and beverage stores	445	474	18.9	17
7.	Motor vehicle and parts dealers	441	425	17.3	17
8.	Credit intermediation and related activities	522	399	16.5	17
9.	Clothing and clothing accessories stores	448	388	16.9	17
10.	Management of companies and enterprises	551	358	18.7	17
11.	Hospitals	622	337	21.0	17
12.	Specialty trade contractors	238	329	21.7	17
13.	Building material and garden equipment and supplies dealers	444	264	16.9	17
14.	Health and personal care stores	446	259	16.7	17
15.	Social assistance	624	231	16.6	17
16.	Nursing and residential care facilities	623	230	17.3	17
17.	Transportation equipment manufacturing	336	218	21.4	17
18.	Amusement, gambling and recreation industries	713	212	17.9	17
19.	Machinery, equipment and supplies merchant wholesalers	417	209	21.0	17
20.	Fabricated metal product manufacturing	332	178	22.5	17
21.	Insurance carriers and related activities	524	155	17.0	17
22.	Construction of buildings	236	153	26.5	17
23.	Truck transportation	484	151	23.0	17
24.	Building material and supplies merchant wholesalers	416	144	17.1	17
25.	Real estate	531	142	16.1	17
26.	Repair and maintenance	811	140	20.9	17
27.	General merchandise stores	452	137	14.5	17
28.	Furniture and home furnishings stores	442	134	21.4	17
29.	Couriers and messengers	492	132	19.2	17
30.	Miscellaneous store retailers	453	127	17.7	17
31.	Personal and laundry services	812	118	20.1	17



## TOP HIRING SECTORS BY 4-DIGIT NAICS CODE

What sectors are hiring?

	4-DIGIT NAICS LABEL	NAICS CODE	POSTING COUNT ▾	AVG POSTING LENGTH IN DAYS	MEDIAN POSTING LENGTH IN DAYS
1.	Employment services	5613	1,117	21.1	17
2.	Full-service restaurants and limited-service eating places	7225	853	20.9	17
3.	Elementary and secondary schools	6111	457	16.0	17
4.	Grocery stores	4451	396	17.0	17
5.	Automobile dealers	4411	385	17.4	17
6.	Depository credit intermediation	5221	375	16.4	17
7.	Management of companies and enterprises	5511	358	18.7	17
8.	General medical and surgical hospitals	6221	335	21.0	17
9.	Clothing stores	4481	321	17.0	17
10.	Architectural, engineering and related services	5413	266	17.2	17
11.	Health and personal care stores	4461	259	16.7	17
12.	Building material and supplies dealers	4441	258	16.9	17
13.	Computer systems design and related services	5415	256	58.9	17
14.	Offices of other health practitioners	6213	242	19.2	17
15.	Motor vehicle parts manufacturing	3363	194	20.3	17
16.	Other amusement and recreation industries	7139	180	18.1	17
17.	Services to buildings and dwellings	5617	179	16.6	17
18.	Child day-care services	6244	148	16.8	17
19.	Building equipment contractors	2382	148	22.3	17
20.	Management, scientific and technical consulting services	5416	147	18.2	17
21.	General freight trucking	4841	140	22.4	17
22.	Offices of dentists	6212	133	19.7	17
23.	Architectural and structural metals manufacturing	3323	126	23.0	17
24.	Agencies, brokerages and other insurance related activities	5242	126	16.8	17
25.	Nursing care facilities	6231	115	18.4	17
26.	Investigation and security services	5616	113	18.2	17
27.	Other local, municipal and regional public administration	9139	112	14.2	13
28.	Automotive repair and maintenance	8111	111	19.2	17
29.	Community care facilities for the elderly	6233	110	16.3	17
30.	Other schools and instruction	6116	108	23.8	17
31.	Department stores	4521	104	13.7	17

## TOP HIRING SECTORS BY 5-DIGIT NAICS CODE

What sectors are hiring?

	5-DIGIT NAICS LABEL	NAICS CODE	POSTING COUNT ▾	AVG POSTING LENGTH IN DAYS	MEDIAN POSTING LENGTH IN DAYS
1.	Employment placement agencies and executive search services	56131	875	22.3	17
2.	Full-service restaurants and limited-service eating places	72251	853	20.9	17
3.	Elementary and secondary schools	61111	457	16.0	17
4.	Supermarkets and other grocery (except convenience) stores	44511	391	17.0	17
5.	Banking	52211	375	16.4	17
6.	New car dealers	44111	372	17.4	17
7.	Management of companies and enterprises	55111	358	18.7	17
8.	General medical and surgical hospitals	62211	335	21.0	17
9.	Computer systems design and related services	54151	256	58.9	17
10.	Temporary help services	56132	242	17.3	17
11.	Engineering services	54133	235	17.2	17
12.	Pharmacies and drug stores	44611	155	16.6	17
13.	Child day-care services	62441	148	16.8	17
14.	Offices of dentists	62121	133	19.7	17
15.	Home centres	44411	129	16.4	17
16.	Management consulting services	54161	125	18.7	17
17.	Fitness and recreational sports centres	71394	122	17.6	17
18.	Other motor vehicle parts manufacturing	33639	117	22.2	17
19.	Nursing care facilities	62311	115	18.4	17
20.	Other local, municipal and regional public administration	91391	112	14.2	13
21.	Community care facilities for the elderly	62331	110	16.3	17
22.	Insurance agencies and brokerages	52421	110	16.8	17
23.	Ornamental and architectural metal product manufacturing	33232	110	22.0	17
24.	Department stores	45211	104	13.7	17
25.	Women's clothing stores	44812	102	17.2	17
26.	Hotels (except casino hotels) and motels	72111	100	18.3	17
27.	Plumbing, heating and air-conditioning contractors	23822	98	24.1	17
28.	Landscaping services	56173	96	16.9	17
29.	Professional machinery, equipment and supplies merchant wholesalers	41793	95	16.2	17
30.	Residential building construction	23611	93	31.5	17
31.	Family clothing stores	44814	93	17.1	17

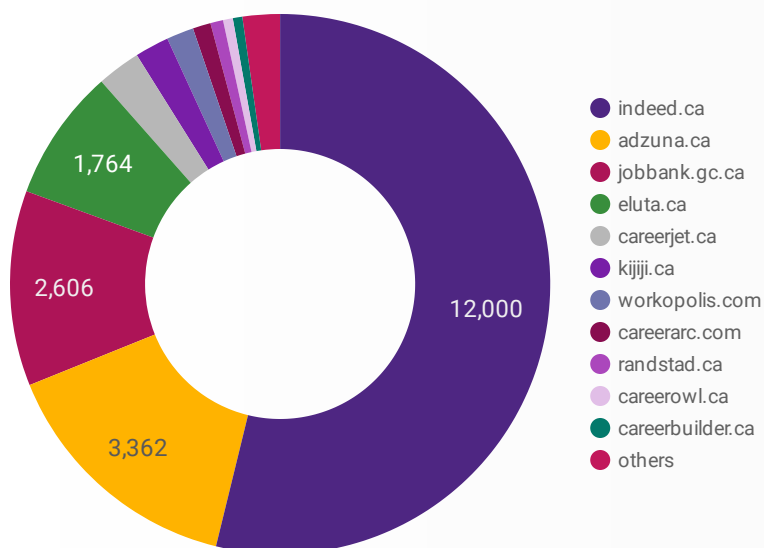
## TOP HIRING SECTORS BY 6-DIGIT NAICS CODE

What sectors are hiring?

	6-DIGIT NAICS LABEL	NAICS CODE	POSTING COUNT ▼	AVG POSTING LENGTH IN DAYS	MEDIAN POSTING LENGTH IN DAYS
1.	Employment placement agencies and executive search services	561310	875	22.3	17
2.	Full-service restaurants	722511	576	22.5	17
3.	Elementary and secondary schools	611110	457	16.0	17
4.	Supermarkets and other grocery (except convenience) stores	445110	391	17.0	17
5.	New car dealers	441110	372	17.4	17
6.	Holding companies	551113	356	18.7	17
7.	Corporate and institutional banking industry	522112	284	15.9	17
8.	Limited-service eating places	722512	277	17.8	17
9.	General (except paediatric) hospitals	622111	268	22.1	17
10.	Computer systems design and related services (except video game design and development)	541514	256	58.9	17
11.	Temporary help services	561320	242	17.3	17
12.	Engineering services	541330	235	17.2	17
13.	Pharmacies and drug stores	446110	155	16.6	17
14.	Child day-care services	624410	148	16.8	17
15.	Offices of dentists	621210	133	19.7	17
16.	Home centres	444110	129	16.4	17
17.	Fitness and recreational sports centres	713940	122	17.6	17
18.	Other motor vehicle parts manufacturing	336390	117	22.2	17
19.	Nursing care facilities	623110	115	18.4	17
20.	Other local, municipal and regional public administration	913910	112	14.2	13
21.	Insurance agencies and brokerages	524210	110	16.8	17
22.	Community care facilities for the elderly	623310	110	16.3	17
23.	Department stores	452110	104	13.7	17
24.	Women's clothing stores	448120	102	17.2	17
25.	Plumbing, heating and air-conditioning contractors	238220	98	24.1	17
26.	Metal window and door manufacturing	332321	97	21.2	17
27.	Hotels	721111	96	18.3	17
28.	Landscaping services	561730	96	16.9	17
29.	Professional machinery, equipment and supplies merchant wholesalers	417930	95	16.2	17
30.	Family clothing stores	448140	93	17.1	17

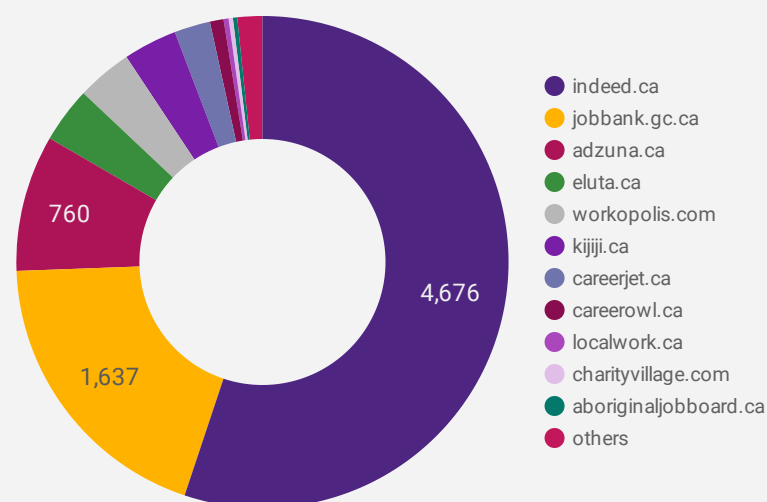
## JOB POSTINGS BY JOB BOARD

What share of unique job postings appear on each job board?



## COMPANIES BY JOB BOARD

What share of unique job postings appear on each job board?



## JOB POSTING DETAILS BY JOB BOARD

How does job posting activity differ by job board?

	JOB BOARD	POSTING COUNT ▾	AVG POSTING LENGTH IN DAYS	MEDIAN POSTING LENGTH IN DAYS	# OF COMPANIES
1.	indeed.ca	12,000	16.9	17	4,676
2.	adzuna.ca	3,362	13.2	14	760
3.	jobbank.gc.ca	2,606	43.7	29	1,637
4.	eluta.ca	1,764	17.0	17	310
5.	careerjet.ca	581	21.5	22	201
6.	kijiji.ca	456	15.0	15	299
7.	workopolis.com	363	13.9	14	309
8.	careerarc.com	239	65.7	32	24
9.	randstad.ca	170	68.9	90	1
10.	careerowl.ca	131	99.9	74	76
11.	careerbuilder.ca	127	18.2	18	22
12.	rncareers.ca	112	40.1	28	15
13.	jobillico.com	85	22.3	10	23
14.	network.applytoeducation.com	57	8.1	5	4
15.	itjobs.ca	42	43.0	28	10
16.	localwork.ca	38	26.5	30	28
17.	charityvillage.com	33	15.0	15	24