

JOB DEMAND REPORT

NOVEMBER 2022

HIGHLIGHTS

JOB POSTINGS BY THE NUMBERS

POSTING COUNT	NEW THIS MONTH	COMPANIES	JOB BOARDS
22,670	11,788	7,178	35

OF DAYS POSTED

AVERAGE	MEDIAN
19.9	17

REPORT BUILDER

The default filter selection below will show all job demand data for the month. You can use the filters to create a customized report for the purpose of understanding a subset of the data.

OCCUPATION FILTERS

SKILL TYPE NAME / 1-DIGIT NOC	▼
MAJOR GROUP / 2-DIGIT NOC	▼
MINOR GROUP / 3-DIGIT NOC	▼
UNIT GROUP / 4-DIGIT NOC	▼
SKILL LEVEL	▼
JOB TYPE	▼
JOB DURATION	▼
ADDITIONAL LANGUAGE	▼
SPECIFIC JOB TAGS	▼

INDUSTRY/SECTOR FILTERS

HIRING SECTOR BY 2-DIGIT NAICS CODE	▼
HIRING SECTOR BY 3-DIGIT NAICS CODE	▼
HIRING SECTOR BY 4-DIGIT NAICS CODE	▼
HIRING SECTOR BY 5-DIGIT NAICS CODE	▼
HIRING SECTOR BY 6-DIGIT NAICS CODE	▼

OTHER FILTERS

MUNICIPALITY	▼
JOB BOARD	▼

NOC = National Occupation Classification | NAICS = North American Industry Classification System

Page 1 of 20

Source:

Job posting data collected by Workforce Planning Board of York Region from job boards and employer websites who recruit candidates in York Region.

Canada

EMPLOYMENT
ONTARIO

EMPLOI
ONTARIO

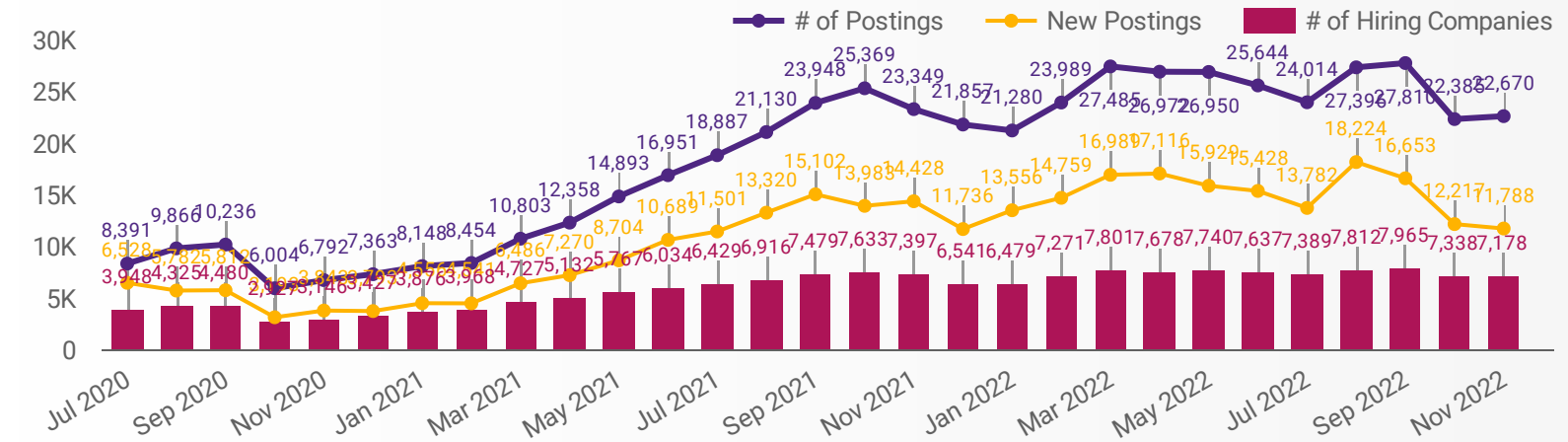
Ontario

This Employment Ontario service is funded in part by the Government of Canada and the Government of Ontario.

Ce service Emploi Ontario est financé en partie par le gouvernement du Canada et le gouvernement de l'Ontario.

JOB POSTINGS BY MONTH FOR YORK REGION

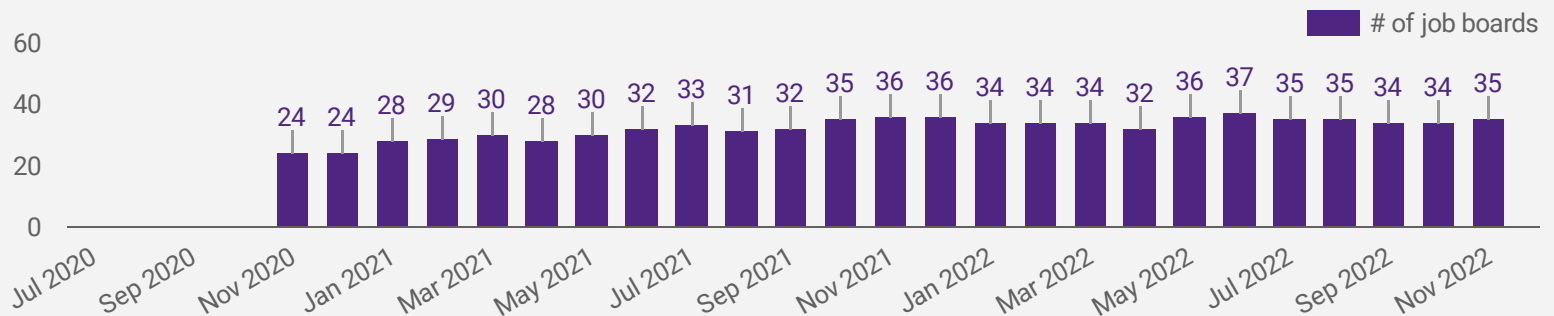
How many job postings were active for at least 1 day this month?



NOTE: This graph cannot be filtered using the controls on the cover page

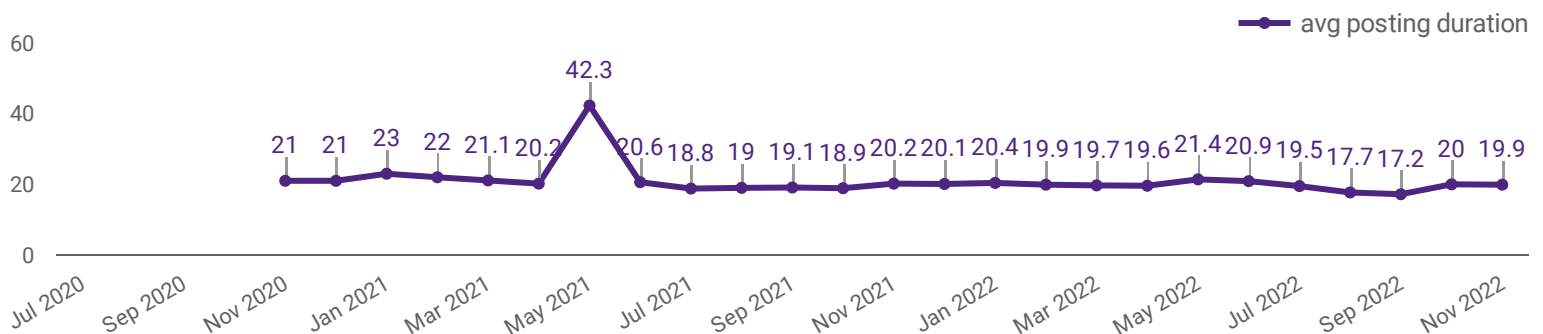
NUMBER OF ACTIVE JOB BOARDS

How many job postings were active for at least 1 day this month on these job boards?



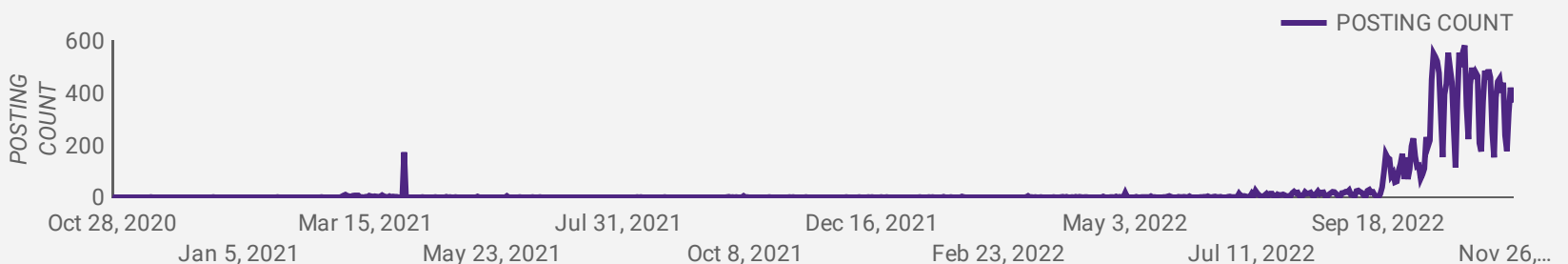
AVERAGE POSTING LENGTH BY DAYS

How long are employers having to recruit for in order to find candidates to fill their job vacancies?



POST DATE TIMELINE FOR THIS MONTH'S ACTIVE JOB POSTINGS

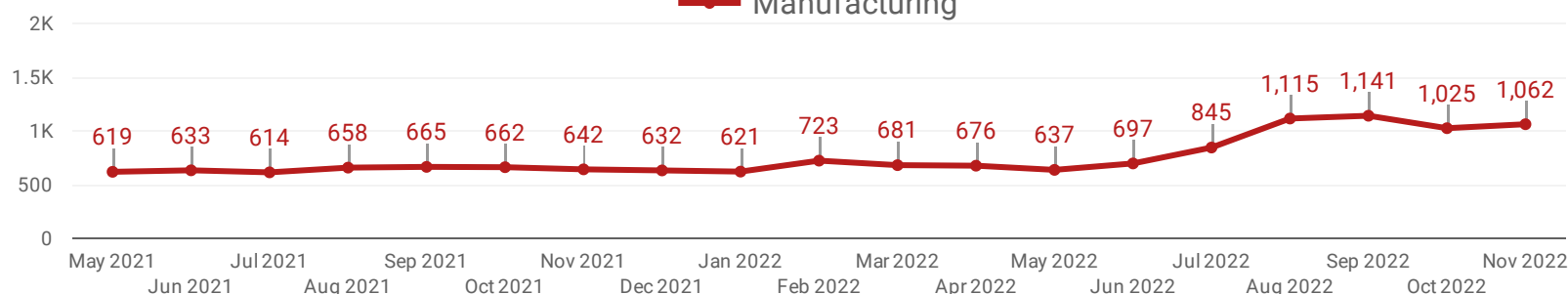
How many job postings were active for at least 1 day this month?



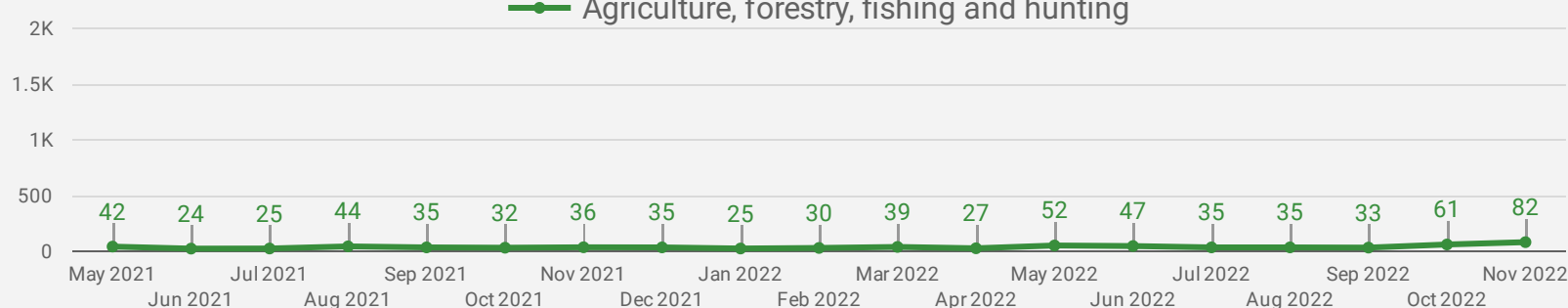
DEMAND BY KEY SECTOR (YORK REGION)

How many job postings were active for at least 1 day this month by sector?

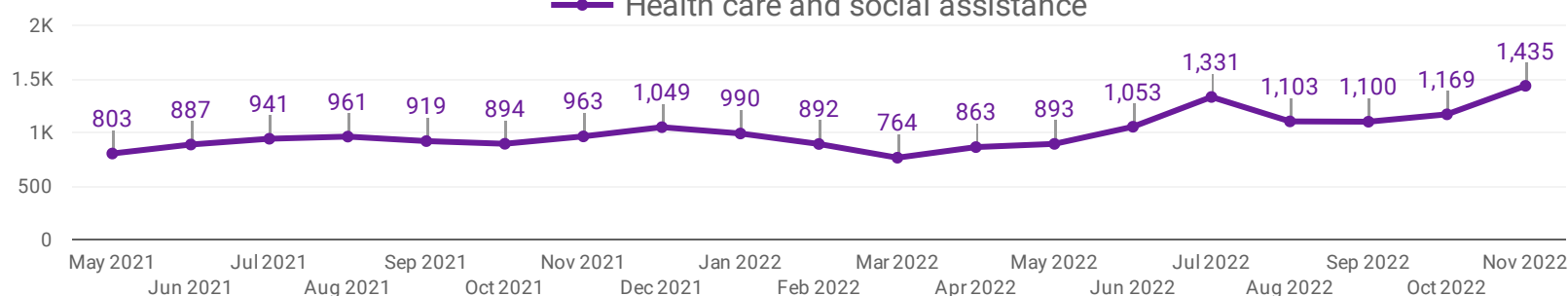
Manufacturing



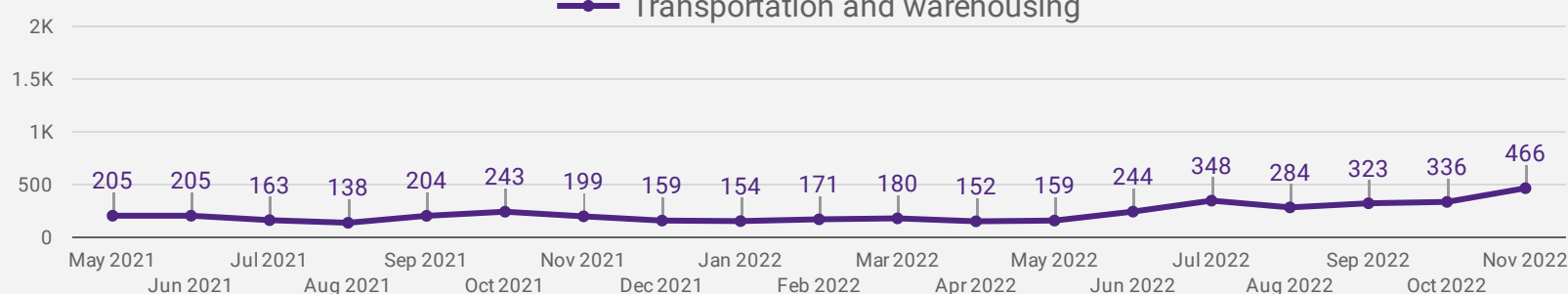
Agriculture, forestry, fishing and hunting



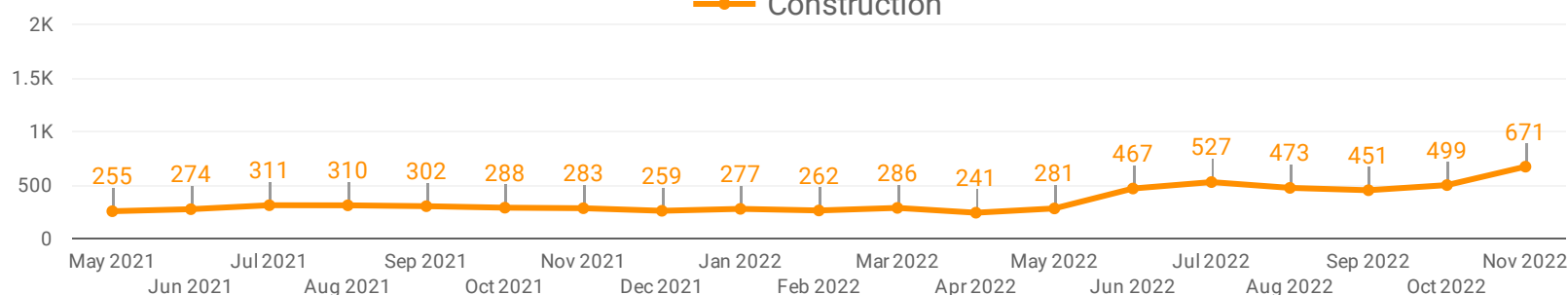
Health care and social assistance



Transportation and warehousing



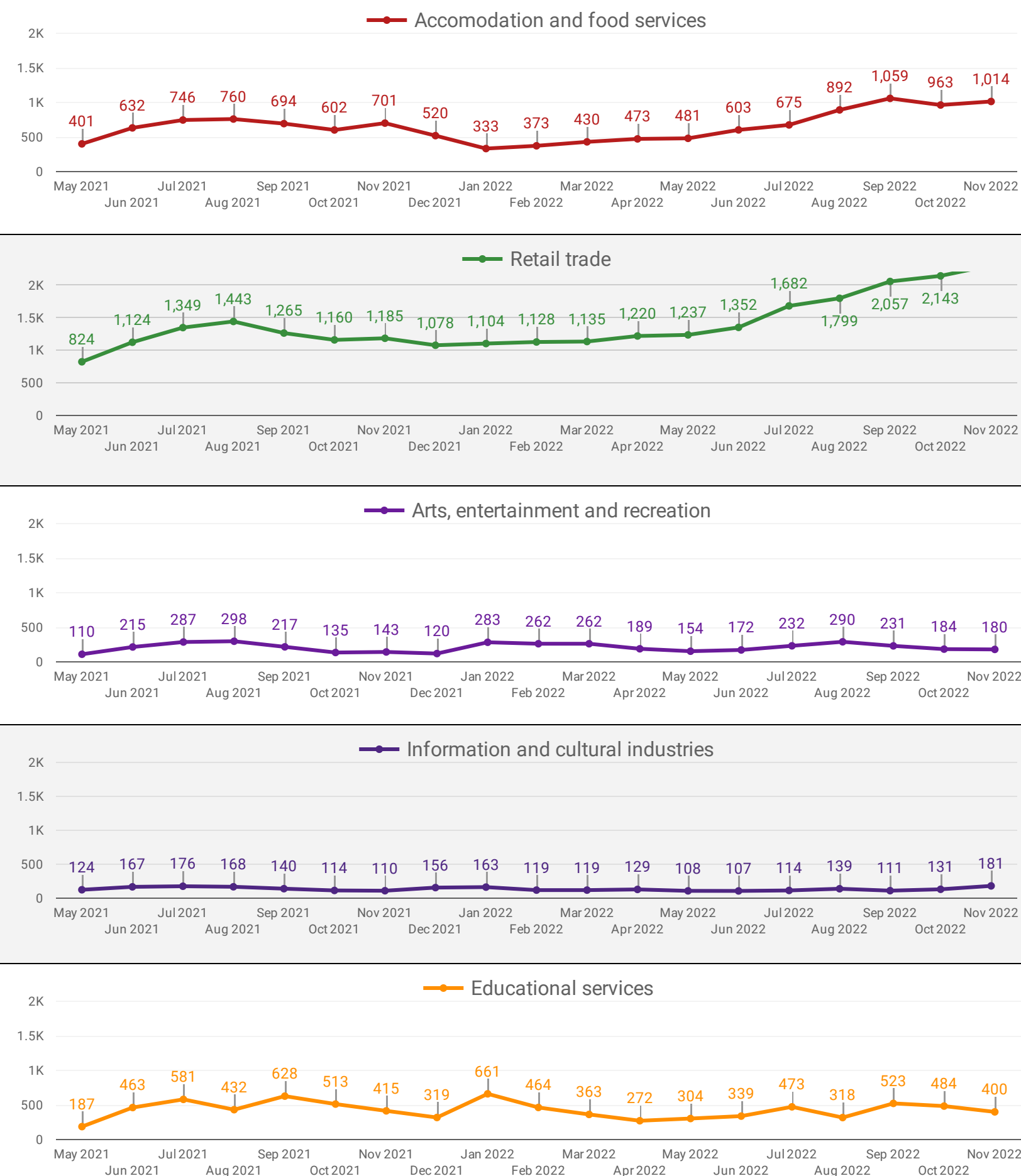
Construction



NOTE: This graph cannot be filtered using the controls on the cover page

DEMAND BY IMPACTED SECTOR (YORK REGION)

How many job postings were active for at least 1 day this month by sector?

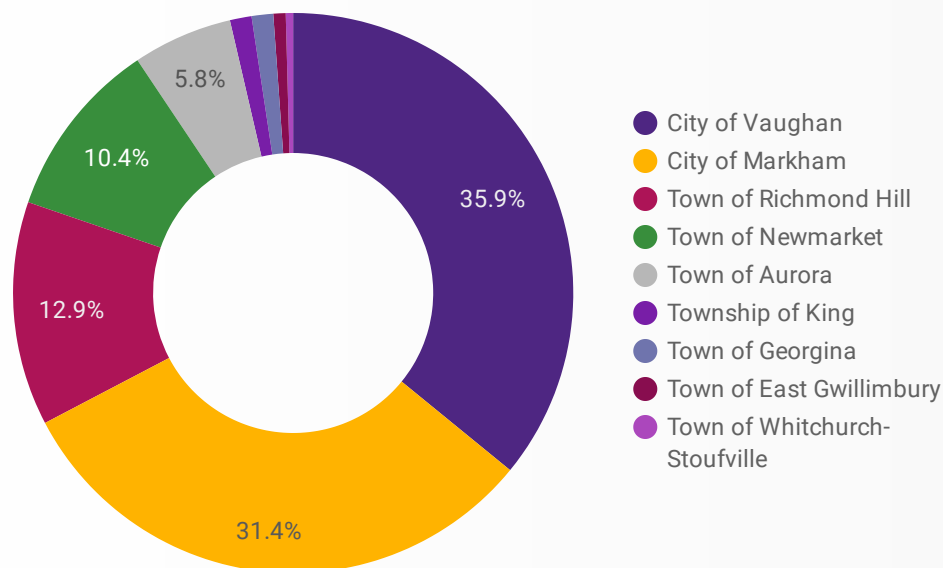


NOTE: This graph cannot be filtered using the controls on the cover page

JOB POSTINGS BY MUNICIPALITY

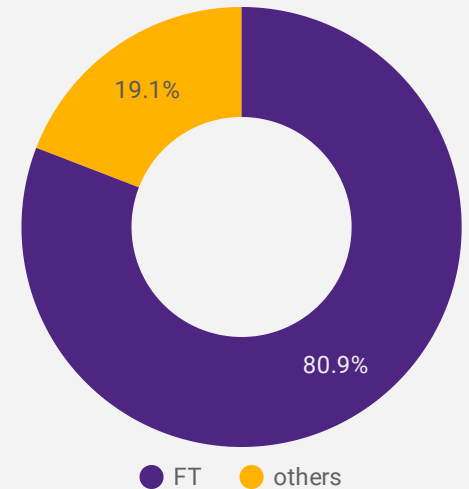
Where are job opportunities being offered?

	MUNICIPALITY	POSTING COUNT	AVG POSTING LENGTH IN DAYS	MEDIAN POSTING LENGTH IN DAYS
1.	City of Vaughan	7,955	20.3	17
2.	City of Markham	6,962	20.4	17
3.	Town of Richmond Hill	2,867	19.4	17
4.	Town of Newmarket	2,296	18.1	17
5.	Town of Aurora	1,275	19.8	17
6.	Township of King	277	19.9	17
7.	Town of Georgina	276	16.8	17
8.	Town of East Gwillimbury	157	22.3	17
9.	Town of Whitchurch-Stouffville	94	21.7	17



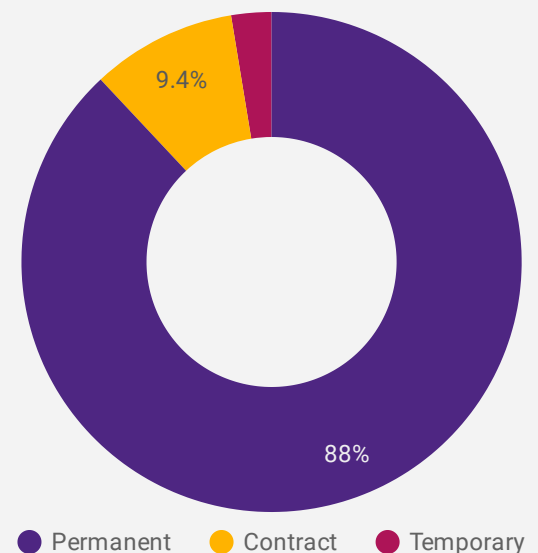
JOB TYPE

Full-time vs Part-time



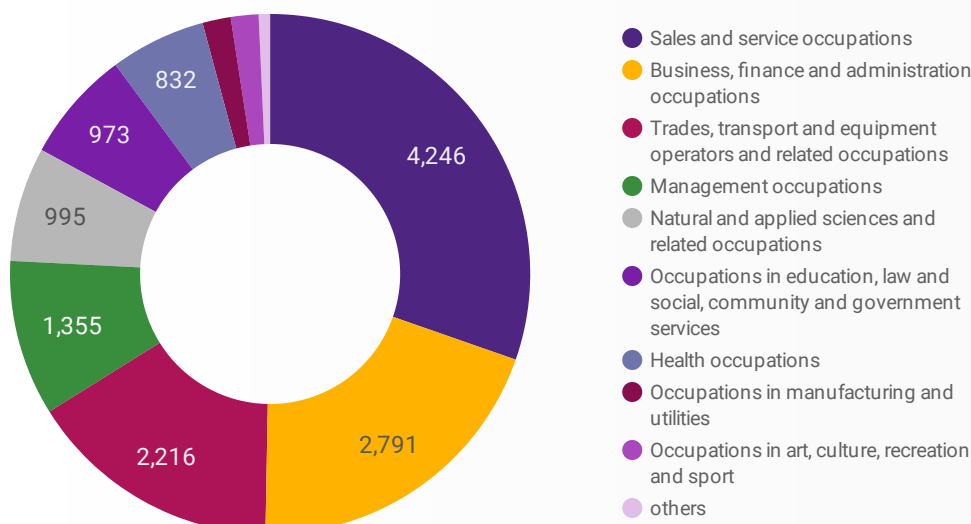
JOB DURATION

Permanency of jobs posted



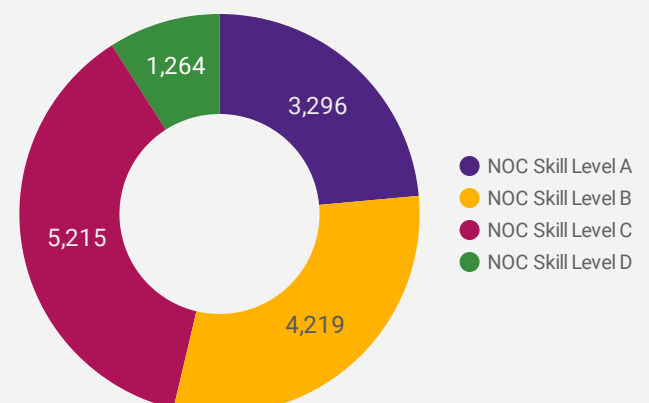
JOB POSTINGS BY JOB CATEGORY

What broad occupational category is being recruited?



JOB POSTINGS BY SKILL LEVEL

What education do occupations typically require?



Skill Level A = Usually University education | Skill Level B = Usually College education or Apprenticeship training | Skill Level C = Usually Secondary education or occupation-specific training | Skill Level D = Usually on-the-job training

TOP HIRING EMPLOYERS & AGENCIES

Who is hiring?

	COMPANY	MUNICIPALITY	POSTINGS COUNT ▾	AVG POSTING LENGTH IN DAYS	MEDIAN POSTING LENGTH IN DAYS
1.	Oak Valley Health	City of Markham	165	17.9	17
2.	SOUTHLAKE REGIONAL HEALTH CENTRE	Town of Newmarket	98	18.6	17
3.	MACKENZIE HEALTH	City of Vaughan	93	22.8	17
4.	Johnson & Johnson	City of Markham	91	16.7	17
5.	MARKHAM STOUFFVILLE HOSPITAL	City of Markham	91	18.2	17
6.	Adzuna	City of Vaughan	89	null	null
7.	TD	City of Markham	87	null	null
8.	Randstad Canada	City of Markham	86	65.9	90
9.	Huawei Technologies Canada Co	City of Markham	82	null	null
10.	Southlake Regional Health Care Centre	Town of Newmarket	80	17.0	17
11.	MACKENZIE HEALTH	Town of Richmond Hill	78	15.8	17
12.	AMD	City of Markham	76	45.8	6
13.	Zanchin Automotive Group	City of Vaughan	71	16.9	17
14.	HUAWEI TECHNOLOGIES CANADA CO. LTD.	City of Markham	69	17.5	17
15.	Municipality of York	Town of Newmarket	66	13.1	13
16.	Adzuna	City of Markham	64	null	null
17.	YORK REGION DISTRICT SCHOOL BOARD	City of Markham	64	4.6	2
18.	AECOM	City of Markham	60	16.9	17
19.	STAPLES CANADA	Town of Richmond Hill	59	16.9	17
20.	STATE WINDOW CORPORATION	City of Vaughan	58	16.7	17
21.	TD BANK	City of Markham	58	15.9	17
22.	Markham Stouffville Hospital Corporation	City of Markham	57	17.2	17
23.	Magna International Inc.	City of Vaughan	53	17.0	17
24.	City of Markham	City of Markham	52	20.6	17
25.	TD Bank Group	City of Markham	51	17.0	17
26.	Highlight Motor Freight Inc.	City of Vaughan	48	26.4	17
27.	York Region	Town of Newmarket	45	17.0	17
28.	Aviva Canada Inc.	City of Markham	45	17.0	17

TOP HOURLY WAGES IN JOB POSTINGS

What are employers willing to pay to find the perfect candidate?

of Minimum Wage Job Postings

367

	JOB TITLE	COMPANY	LOCATION	HOURLY WAGE ▾
1.	Quality Assurance Associate, Corporate Services - Full Time-Markham Site	Markham Stouffville Hospital Corporation	City of Markham	333.3 
2.	Quality Assurance Associate, Corporate Services - Full Time-Markham Site	Oak Valley Health	City of Markham	333.3 
3.	Psychologist	The Pain & Wellness Centre	City of Vaughan	225 
4.	Optometrist	Multicare Medical Clinic	Town of Aurora	150 
5.	Chiropractor	MASSAGE ADDICT	City of Vaughan	120 
6.	Psychotherapist	Aurora Psychotherapy Centre	Town of Aurora	120 
7.	Psychologist	Chapters Counselling Services Inc.	City of Markham	120 
8.	Program Manager	Insight Global	City of Markham	115 
9.	General Manager - Financial, Communications And Other Business Services	SCI Ltd	City of Markham	114 
10.	Infant And Child Sleep Coach	The WOMB Vaughan	City of Vaughan	110 
11.	Psychotherapist	Chapters Counselling Services Inc.	City of Markham	100 
				1 - 100 / 5355 < >

TOP SALARIES IN JOB POSTINGS

What are employers willing to pay to find the perfect candidate?

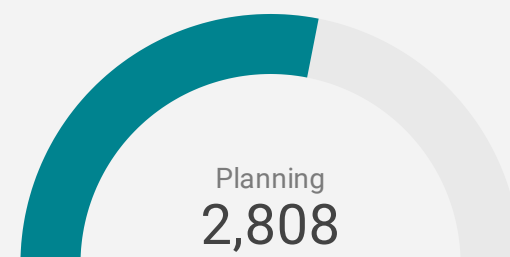
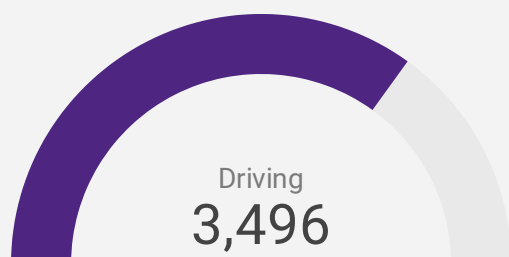
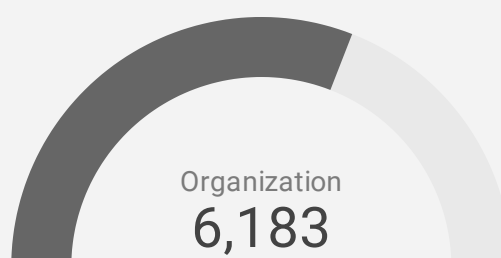
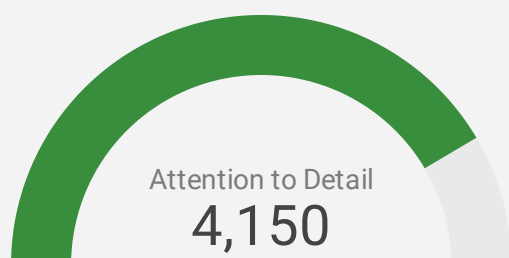
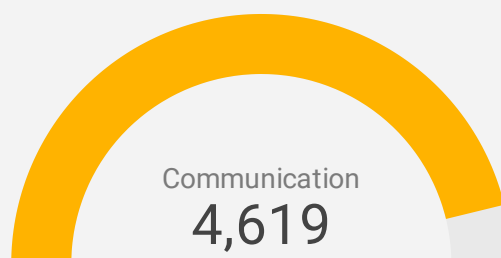
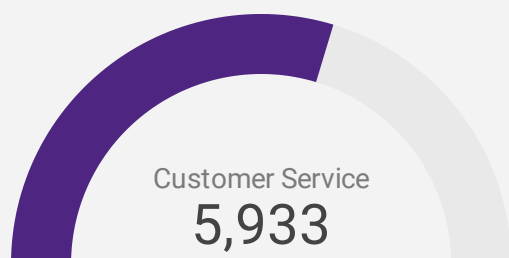
	JOB TITLE	COMPANY	LOCATION	ANNUAL SALARY ▾
1.	Associate Dentist Needed For A Busy Emergency Dentistry In Thornhill	CMC- Dental Office	City of Markham	319,953 
2.	Associate Dentist	DR. MASSI DENTAL CLINIC	City of Markham	311,962 
3.	Agent, Real Estate	RE/MAX EXCEL REALTY LTD.	City of Markham	300,000 
4.	Associate Dentist Opportunity	APPLETREE - DENTAL FOR KIDS	Town of Newmarket	300,000 
5.	Outside Sales Advisor	Right Time Heating & Air Conditioning	Town of Newmarket	300,000 
6.	Owner Operators In Vaughan - Local And Highway - Cdi	CANADA DRAYAGE INC	City of Vaughan	265,000 
7.	Dentist/associate Dentist	Markham Dental - General and Cosmetic Dentistry	City of Markham	250,000 
8.	New Or Experienced Mortgage Agent / Broker (full Time)	INTREND MORTGAGE INC	Town of Richmond Hill	250,000 
9.	General Dentist	KESWICK KIDS DENTAL	Town of Georgina	250,000 
10.	(can) Customer Experience Front	WAL MART	City of Markham	250,000 
				1 - 100 / 6588 < >

TOP IN-DEMAND SKILLS

How many times were these skills found in job postings?

ACTIVE JOB POSTINGS THIS MONTH

22,670



KEY JOB REQUIREMENTS

How often are these requirements desired in job postings?

ACTIVE JOB POSTINGS THIS MONTH

22,670



Driver's License
397



First Aid
880



Regular Access to a Vehicle
613



Criminal Record Check
1,217



Microsoft Office
1,652



Food Safety
432

TOP OCCUPATIONS BY SKILL, FREQUENCY & DURATION

What jobs are in-demand and/or hard to fill?

	4 DIGIT NOC	4 DIGIT NOC NAME	SKILL LEVEL	POSTING COUNT	AVG POSTING LENGTH IN DAYS	MEDIAN POSTING LENGTH IN DAYS
1.	6421	Retail salespersons	NOC Skill Level C	969	18.0	17
2.	7452	Material handlers	NOC Skill Level C	724	18.1	17
3.	6552	Other customer and information services representatives	NOC Skill Level C	583	19.2	17
4.	1241	Administrative assistants	NOC Skill Level B	409	20.8	17
5.	6322	Cooks	NOC Skill Level B	405	24.9	17
6.	0621	Retail and wholesale trade managers	NOC Skill Level A	395	18.7	17
7.	1414	Receptionists	NOC Skill Level C	332	18.1	17
8.	4412	Home support workers housekeepers and related occupations	NOC Skill Level C	326	21.5	17
9.	1431	Accounting and related clerks	NOC Skill Level C	232	17.5	17
10.	6622	Store shelf stockers clerks and order fillers	NOC Skill Level D	218	19.7	17
11.	6731	Light duty cleaners	NOC Skill Level D	200	20.2	17
12.	6711	Food counter attendants kitchen helpers and related support occupations	NOC Skill Level D	199	18.9	17
13.	7511	Transport truck drivers	NOC Skill Level C	197	22.7	17
14.	1114	Other financial officers	NOC Skill Level A	189	17.0	17
15.	1521	Shippers and receivers	NOC Skill Level C	180	19.8	17
16.	7514	Delivery and courier service drivers	NOC Skill Level C	179	17.5	17
17.	0601	Corporate sales managers	NOC Skill Level A	171	22.4	17
18.	6611	Cashiers	NOC Skill Level D	170	17.2	17
19.	3012	Registered nurses and registered psychiatric nurses	NOC Skill Level A	164	20.9	17
20.	6513	Food and beverage servers	NOC Skill Level C	152	16.8	17
21.	1123	Professional occupations in advertising marketing and public relations	NOC Skill Level A	148	23.2	17
22.	1311	Accounting technicians and bookkeepers	NOC Skill Level B	148	24.5	17
23.	6541	Security guards and related security service occupations	NOC Skill Level C	146	15.3	17
24.	6311	Food service supervisors	NOC Skill Level B	129	64.7	61
25.	6222	Retail and wholesale buyers	NOC Skill Level B	118	17.9	17
26.	2173	Software engineers and designers	NOC Skill Level A	113	45.2	17
27.	0124	Advertising marketing and public relations managers	NOC Skill Level A	113	22.0	17
28.	1215	Supervisors supply chain tracking and scheduling co-ordination occupations	NOC Skill Level B	107	24.8	17
29.	3210	Other medical technologists and technicians (except dental)	NOC Skill Level B	102	19.1	17

JOB POSTINGS BY 3-DIGIT NATIONAL OCCUPATION CLASSIFICATION

What jobs are hard to fill and/or in-demand?

	3 DIGIT NOC	3 DIGIT NOC NAME	SKILL LEVEL	POSTING COUNT ▾	AVG POSTING LENGTH IN DAYS	MEDIAN POSTING LENGTH IN DAYS
1.	642	Retail salespersons	NOC Skill Level C	969	18.0	17
2.	745	Longshore workers and material handlers	NOC Skill Level C	724	18.1	17
3.	655	Customer and information services representatives	NOC Skill Level C	586	19.2	17
4.	632	Chefs and cooks	NOC Skill Level B	476	25.2	17
5.	124	Office administrative assistants - general, legal and medical	NOC Skill Level B	463	20.8	17
6.	441	Home care providers and educational support occupations	NOC Skill Level C	461	24.7	17
7.	141	General office workers	NOC Skill Level C	421	17.9	17
8.	751	Motor vehicle and transit drivers	NOC Skill Level C	400	19.9	17
9.	062	Retail and wholesale trade managers	NOC Skill Level A	395	18.7	17
10.	111	Auditors, accountants and investment professionals	NOC Skill Level A	373	18.8	17
11.	673	Cleaners	NOC Skill Level D	349	18.8	17
12.	217	Computer and information systems professionals	NOC Skill Level A	317	36.9	17
13.	122	Administrative and regulatory occupations	NOC Skill Level B	293	18.2	17
14.	152	Supply chain logistics, tracking and scheduling co-ordination occupations	NOC Skill Level C	292	19.7	17
15.	143	Financial, insurance and related administrative support workers	NOC Skill Level C	285	17.5	17
16.	421	Paraprofessional occupations in legal, social, community and education services	NOC Skill Level B	272	18.3	17
17.	662	Other sales support and related occupations	NOC Skill Level D	266	19.3	17
18.	651	Occupations in food and beverage service	NOC Skill Level C	246	17.6	17
19.	112	Human resources and business service professionals	NOC Skill Level A	234	21.1	17
20.	011	Senior managers - construction, transportation, production and utilities	NOC Skill Level A	229	27.3	17
21.	671	Food counter attendants, kitchen helpers and related support occupations	NOC Skill Level D	199	18.9	17
22.	723	Machining, metal forming, shaping and erecting trades	NOC Skill Level B	191	22.9	17
23.	131	Finance, insurance and related business administrative occupations	NOC Skill Level B	181	23.7	17
24.	060	Corporate sales managers	NOC Skill Level A	171	22.4	17
25.	661	Cashiers	NOC Skill Level D	170	17.2	17
26.	301	Professional occupations in nursing	NOC Skill Level A	168	20.8	17
27.	341	Assisting occupations in support of health services	NOC Skill Level C	158	17.4	17
28.	622	Technical sales specialists in wholesale trade and retail and wholesale buyers	NOC Skill Level B	157	19.2	17

JOB POSTINGS BY 2-DIGIT NATIONAL OCCUPATION CLASSIFICATION

What jobs are hard to fill and/or in-demand?

	2 DIGIT NOC	2 DIGIT NOC NAME	SKILL LEVEL	POSTING COUNT ▾	AVG POSTING LENGTH IN DAYS	MEDIAN POSTING LENGTH IN DAYS
1.	65	Service representatives and other customer and personal services occupations	NOC Skill Level C	1,089	18.1	17
2.	64	Sales representatives and salespersons - wholesale and retail trade	NOC Skill Level C	999	18.0	17
3.	12	Administrative and financial supervisors and administrative occupations	NOC Skill Level B	918	20.3	17
4.	14	Office support occupations	NOC Skill Level C	779	17.8	17
5.	63	Service supervisors and specialized service occupations	NOC Skill Level B	760	30.1	17
6.	74	Other installers, repairers and servicers and material handlers	NOC Skill Level C	758	18.3	17
7.	06	Middle management occupations in retail and wholesale trade and customer services	NOC Skill Level A	645	21.3	17
8.	21	Professional occupations in natural and applied sciences	NOC Skill Level A	630	33.3	17
9.	11	Professional occupations in business and finance	NOC Skill Level A	607	19.8	17
10.	72	Industrial, electrical and construction trades	NOC Skill Level B	593	30.0	17
11.	67	Service support and other service occupations, n.e.c.	NOC Skill Level D	579	18.7	17
12.	44	Care providers and educational, legal and public protection support occupations	NOC Skill Level C	461	24.7	17
13.	75	Transport and heavy equipment operation and related maintenance occupations	NOC Skill Level C	461	21.1	17
14.	66	Sales support occupations	NOC Skill Level D	436	18.4	17
15.	62	Retail sales supervisors and specialized sales occupations	NOC Skill Level B	383	21.9	17
16.	01	Senior managers - construction, transportation, production and utilities	NOC Skill Level A	380	26.1	17
17.	22	Technical occupations related to natural and applied sciences	NOC Skill Level B	365	25.8	17
18.	15	Distribution, tracking and scheduling co-ordination occupations	NOC Skill Level C	306	19.9	17
19.	32	Technical occupations in health	NOC Skill Level B	290	18.5	17
20.	42	Paraprofessional occupations in legal, social, community and education services	NOC Skill Level B	272	18.3	17
21.	73	Maintenance and equipment operation trades	NOC Skill Level B	269	31.0	17
22.	31	Professional occupations in health (except nursing)	NOC Skill Level A	216	18.5	17
23.	41	Professional occupations in law and social, community and government services	NOC Skill Level A	196	18.8	17
24.	13	Finance, insurance and related business administrative occupations	NOC Skill Level B	181	23.7	17
25.	30	Professional occupations in nursing	NOC Skill Level A	168	20.8	17
26.	34	Assisting occupations in support of health services	NOC Skill Level C	158	17.4	17
27.	52	Technical occupations in art, culture, recreation and sport	NOC Skill Level B	157	21.3	17

MULTILINGUAL JOB POSTINGS BY THE NUMBERS

ACTIVE POSTINGS
2,429

NEW POSTINGS
0

COMPANIES
1,357

LANGUAGES
11

OF DAYS POSTED

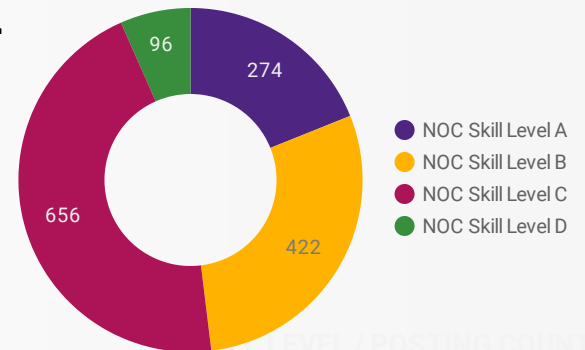
AVERAGE
17.3

MEDIAN
17

MULTILINGUAL JOB POSTINGS BY SKILL LEVEL

What language skills are employers looking for by occupational skill level?

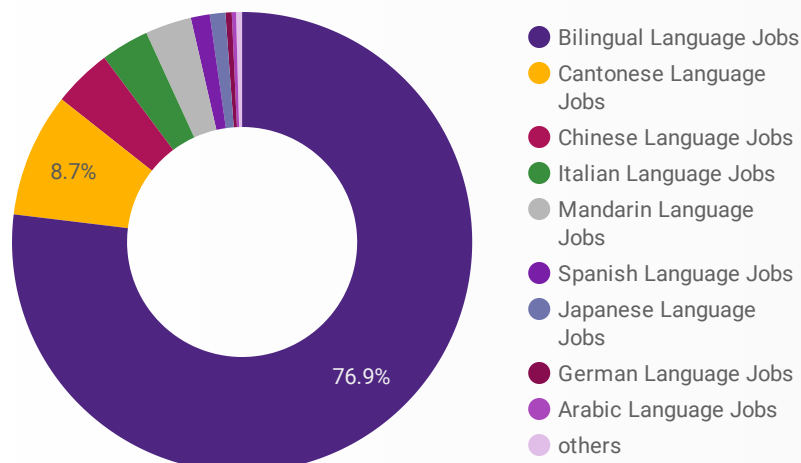
- 274 Skill Level A - Management/ Professional Occupations usually requiring University
- 422 Skill Level B - Usually college education or apprenticeship training
- 656 Skill Level C - Usually secondary education or occupation-specific training
- 96 Skill Level D - Usually on-the-job training



LANGUAGES	NOC Skill Level A	NOC Skill Level B	NOC Skill Level C	NOC Skill Level D
Bilingual Language Jobs	211	275	494	76
Cantonese Language Jobs	15	40	82	6
Italian Language Jobs	3	39	24	4
Chinese Language Jobs	21	19	24	5
Mandarin Language Jobs	16	19	15	
Japanese Language Jobs		20	4	3
Spanish Language Jobs	4	7	8	2
German Language Jobs	4	1		
Arabic Language Jobs		2	1	
Vietnamese Language Jobs			3	
Punjabi Language Jobs			1	

LANGUAGE SKILLS BREAKDOWN

Which kinds of language skills do employers seek?



	LANGUAGES	POSTING COUNT
1.	Bilingual Language Jobs	1,858
2.	Cantonese Language Jobs	217
3.	Chinese Language Jobs	97
4.	Italian Language Jobs	87
5.	Mandarin Language Jobs	75
6.	Japanese Language Jobs	35
7.	Spanish Language Jobs	33
8.	German Language Jobs	11
9.	Arabic Language Jobs	7
10.	Punjabi Language Jobs	5

LANGUAGE SKILLS BEING RECRUITED BY JOB CATEGORY

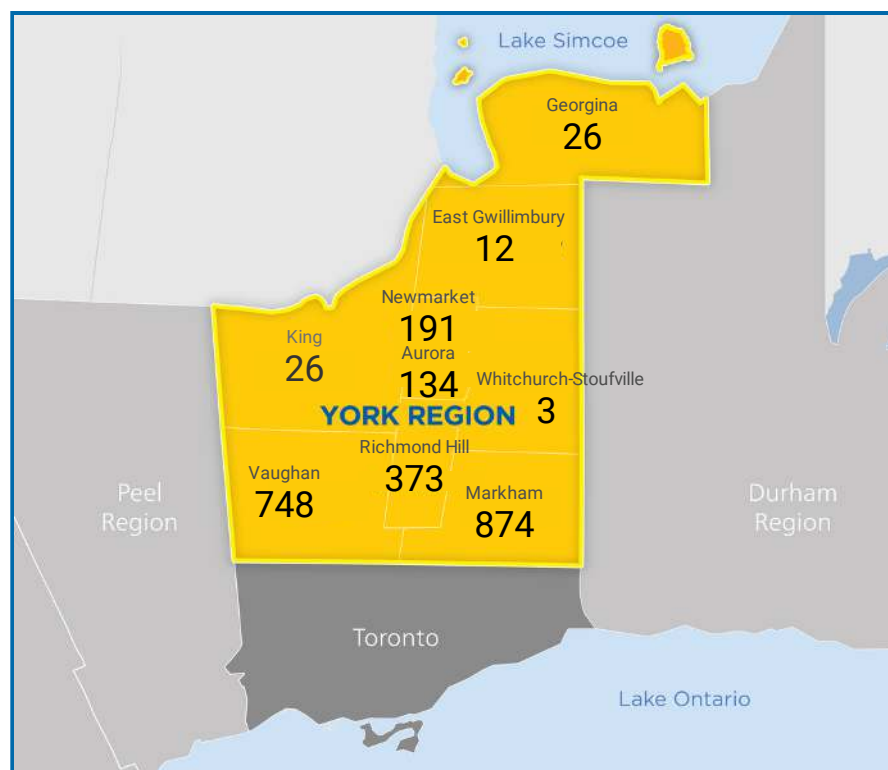
What language skills are sought by 1-Digit NOC?

BROAD OCCUPATIONAL CATEGORY	Bilingual ...	Cantones...	Italian La...	Chinese ...	Mandarin...	Japanese...	Grand total
Business, finance and administration occu...	263	49	10	22	31		384
Health occupations	39	13	1	4	2		60
Management occupations	89		1	8	7		108
Natural and applied sciences and related o...	37			1			41
Natural resources, agriculture and related ...	4						5
Occupations in art, culture, recreation and ...	26	2		5	3		36
Occupations in education, law and social, ...	92	13	3	6	3		120
Occupations in manufacturing and utilities	23	1					25
Sales and service occupations	331	60	53	16	2	27	499
Trades, transport and equipment operator...	152	5	2	7	2		170
Grand total	1,056	143	70	69	50	27	1,448

MULTILINGUAL JOB POSTINGS BY MUNICIPALITY

What language skills are sought by 4-Digit NOC?

	MUNICIPALITY	JOB LANGUAGES	AVG POSTING LENGTH IN DAYS	MEDIAN POSTING LENGTH IN DAYS
1.	City of Markham	874	20.4	17
2.	City of Vaughan	748	20.3	17
3.	Town of Richmond Hill	373	19.4	17
4.	Town of Newmarket	191	18.1	17
5.	Town of Aurora	134	19.8	17
6.	Town of Georgina	26	16.8	17
7.	Township of King	26	19.9	17
8.	Town of East Gwillimbury	12	22.3	17
9.	Town of Whitchurch-Stouffville	3	21.7	17



LANGUAGE DEMAND BY JOB

What language skills are sought by 4-Digit NOC?

4 DIGIT NOC NAME		POSTINGS ▾
1.	Other customer and information services re...	144
2.	Retail salespersons	83
3.	Cooks	72
4.	Receptionists	67
5.	Material handlers	67
6.	Administrative assistants	64
7.	Home support workers housekeepers and r...	43
8.	Accounting and related clerks	37
9.	Food and beverage servers	32
10.	Other financial officers	28
11.	Professional occupations in advertising ma...	28
12.	Corporate sales managers	26
13.	Retail and wholesale trade managers	24
14.	Delivery and courier service drivers	22
15.	Transport truck drivers	21
16.	Other instructors	19
17.	Food counter attendants kitchen helpers an...	19
18.	Store shelf stockers clerks and order fillers	18
19.	Accounting technicians and bookkeepers	17
20.	Advertising marketing and public relations ...	16
21.	Light duty cleaners	16
22.	Cashiers	16
23.	General office support workers	14
24.	Chefs	13
25.	Authors and writers	13
26.	Dental assistants	13
27.	Facility operation and maintenance manage...	11
28.	User support technicians	11
29.	Social and community service workers	10
30.	Human resources professionals	10
31.	Administrative officers	10
		1 - 100 / 181 < >

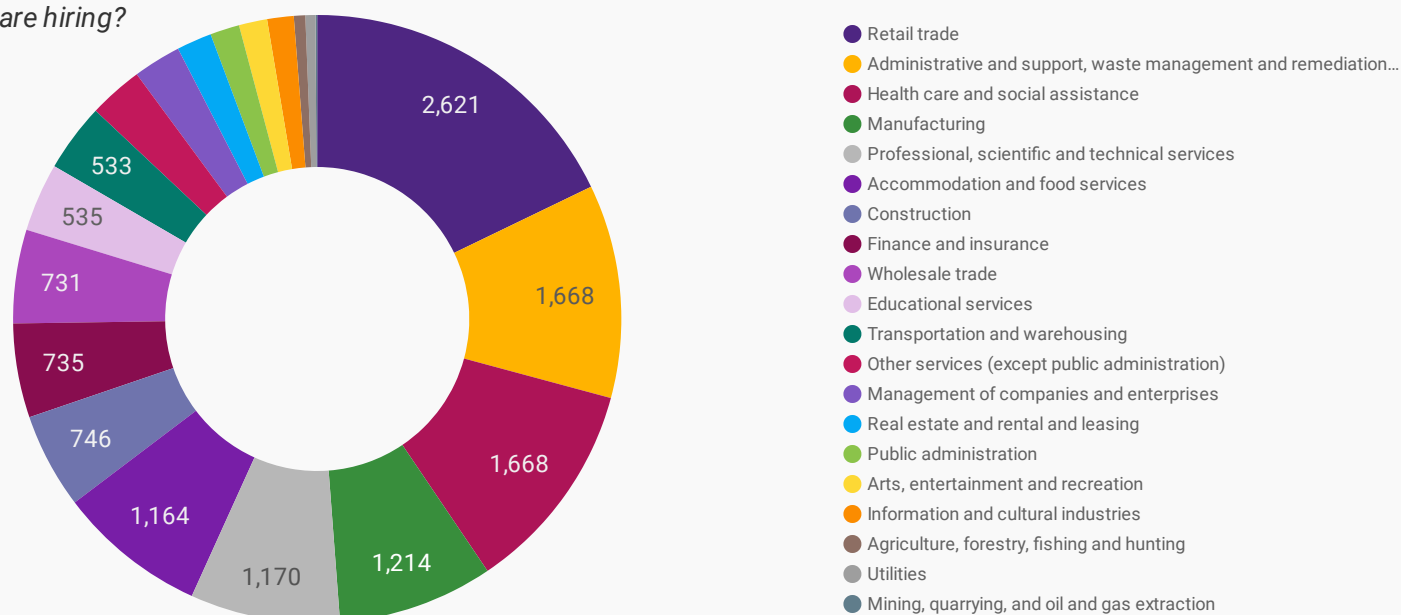
MULTILINGUAL HIRING EMPLOYERS

Which employers are seeking multilingual candidates?

COMPANY		POSTINGS ▾
1.	YORK REGION DISTRICT SCHOOL BOARD	28
2.	Liquor Control Board of Ontario	26
3.	TC Transcontinental	25
4.	EnGenius Technologies	17
5.	Your Talent Consultancy	16
6.	Bruce-Grey Catholic District School Board	16
7.	TD	16
8.	Adzuna	15
9.	YEE HONG CENTRE FOR GERIATRIC CARE	14
10.	Truck It Personnel Services Inc	14
11.	T&T Supermarket	13
12.	Synergie Hunt International	13
13.	Farm Boy Inc.	12
14.	CBI Health Group	12
15.	VEXOS	12
16.	TD BANK	12
17.	Apple	11
18.	BELL MOBILITY/BELL MOBILITÄ%	11
19.	ONEWORLD STAFFING SOLUTIONS	11
20.	YORK CATHOLIC DISTRICT SCHOOL BOARD	10
21.	Johnson & Johnson	10
22.	Curb Signs Inc.	9
23.	Altamira Maintenance Ltd.	9
24.	BGIS	9
25.	Home and Community Care Support Services	8
26.	HUMAN FORCE GROUP	8
27.	LAURA CANADA	8
28.	Scaddabush Italian Kitchen & Bar	8
29.	PwC	8
30.	STAPLES CANADA	8
		1 - 50 / 1358 < >

TOP HIRING SECTORS BY 2-DIGIT NAICS CODE

What sectors are hiring?



	2-DIGIT NAICS LABEL	NAICS CODE	POSTING COUNT	AVG POSTING LENGTH IN DAYS	MEDIAN POSTING LENGTH IN DAYS
1.	Retail trade	44-45	2,621	19.1	17
2.	Administrative and support, waste management and remediation services	56	1,668	20.6	17
3.	Health care and social assistance	62	1,668	18.2	17
4.	Manufacturing	31-33	1,214	21.4	17
5.	Professional, scientific and technical services	54	1,170	21.9	17
6.	Accommodation and food services	72	1,164	20.4	17
7.	Construction	23	746	21.4	17
8.	Finance and insurance	52	735	17.3	17
9.	Wholesale trade	41	731	18.7	17
10.	Educational services	61	535	11.8	16
11.	Transportation and warehousing	48-49	533	20.1	17
12.	Other services (except public administration)	81	423	18.6	17
13.	Management of companies and enterprises	55	374	16.8	17
14.	Real estate and rental and leasing	53	274	17.5	17
15.	Public administration	91	229	16.6	13
16.	Arts, entertainment and recreation	71	221	17.9	17
17.	Information and cultural industries	51	207	19.4	17
18.	Agriculture, forestry, fishing and hunting	11	89	18.9	17
19.	Utilities	22	79	19.1	17
20.	Mining, quarrying, and oil and gas extraction	21	13	17.0	17

NOTE: NAICS code 56 includes Employment Agencies. Manufacturing includes codes 31-33, Retail Trade includes codes 44-45 and Transportation and Warehousing includes codes 48-49.

TOP HIRING SECTORS BY 3-DIGIT NAICS CODE

What sectors are hiring?

	3-DIGIT NAICS LABEL	NAICS CODE	POSTING COUNT ▾	AVG POSTING LENGTH IN DAYS	MEDIAN POSTING LENGTH IN DAYS
1.	Administrative and support services	561	1,634	20.7	17
2.	Professional, scientific and technical services	541	1,170	21.9	17
3.	Food services and drinking places	722	1,022	20.9	17
4.	Ambulatory health care services	621	768	17.8	17
5.	Educational services	611	535	11.8	16
6.	Motor vehicle and parts dealers	441	486	18.7	17
7.	Specialty trade contractors	238	457	22.9	17
8.	Clothing and clothing accessories stores	448	448	18.1	17
9.	Food and beverage stores	445	440	21.2	17
10.	Credit intermediation and related activities	522	431	17.0	17
11.	Management of companies and enterprises	551	374	16.8	17
12.	Building material and garden equipment and supplies dealers	444	373	19.8	17
13.	Hospitals	622	368	18.6	17
14.	Social assistance	624	289	19.0	17
15.	Nursing and residential care facilities	623	243	17.8	17
16.	Machinery, equipment and supplies merchant wholesalers	417	240	20.3	17
17.	Transportation equipment manufacturing	336	236	19.8	17
18.	Health and personal care stores	446	236	18.3	17
19.	Truck transportation	484	224	21.9	17
20.	Insurance carriers and related activities	524	219	17.8	17
21.	Amusement, gambling and recreation industries	713	209	18.0	17
22.	Real estate	531	197	16.9	17
23.	Repair and maintenance	811	195	19.7	17
24.	Fabricated metal product manufacturing	332	189	21.7	17
25.	Building material and supplies merchant wholesalers	416	185	17.2	17
26.	Construction of buildings	236	177	20.0	17
27.	Personal and laundry services	812	169	18.1	17
28.	Local, municipal and regional public administration	913	167	14.0	13
29.	General merchandise stores	452	164	16.0	17
30.	Accommodation services	721	142	17.1	17
31.	Furniture and home furnishings stores	442	141	18.4	17

TOP HIRING SECTORS BY 4-DIGIT NAICS CODE

What sectors are hiring?

	4-DIGIT NAICS LABEL	NAICS CODE	POSTING COUNT ▾	AVG POSTING LENGTH IN DAYS	MEDIAN POSTING LENGTH IN DAYS
1.	Employment services	5613	1,129	21.2	17
2.	Full-service restaurants and limited-service eating places	7225	895	20.9	17
3.	Automobile dealers	4411	449	18.4	17
4.	Depository credit intermediation	5221	400	16.7	17
5.	Management of companies and enterprises	5511	374	16.8	17
6.	Clothing stores	4481	371	18.3	17
7.	General medical and surgical hospitals	6221	366	18.6	17
8.	Building material and supplies dealers	4441	363	19.5	17
9.	Grocery stores	4451	352	18.4	17
10.	Elementary and secondary schools	6111	346	9.2	4
11.	Computer systems design and related services	5415	331	24.9	17
12.	Offices of other health practitioners	6213	320	18.5	17
13.	Architectural, engineering and related services	5413	303	19.6	17
14.	Services to buildings and dwellings	5617	244	20.2	17
15.	Health and personal care stores	4461	236	18.3	17
16.	Motor vehicle parts manufacturing	3363	214	17.4	17
17.	Building equipment contractors	2382	213	20.5	17
18.	General freight trucking	4841	212	22.2	17
19.	Offices of dentists	6212	204	18.1	17
20.	Child day-care services	6244	193	20.3	17
21.	Management, scientific and technical consulting services	5416	179	18.3	17
22.	Agencies, brokerages and other insurance related activities	5242	177	18.0	17
23.	Investigation and security services	5616	176	16.7	17
24.	Other local, municipal and regional public administration	9139	167	14.0	13
25.	Other amusement and recreation industries	7139	163	18.1	17
26.	Automotive repair and maintenance	8111	153	19.9	17
27.	Other schools and instruction	6116	139	18.0	17
28.	Traveller accommodation	7211	136	17.1	17
29.	Offices of physicians	6211	134	16.5	17
30.	Architectural and structural metals manufacturing	3323	132	21.1	17
31.	Other machinery, equipment and supplies merchant wholesalers	4179	130	16.7	17

TOP HIRING SECTORS BY 5-DIGIT NAICS CODE

What sectors are hiring?

	5-DIGIT NAICS LABEL	NAICS CODE	POSTING COUNT ▾	AVG POSTING LENGTH IN DAYS	MEDIAN POSTING LENGTH IN DAYS
1.	Full-service restaurants and limited-service eating places	72251	895	20.9	17
2.	Employment placement agencies and executive search services	56131	862	21.9	17
3.	New car dealers	44111	437	18.4	17
4.	Banking	52211	400	16.7	17
5.	Management of companies and enterprises	55111	374	16.8	17
6.	General medical and surgical hospitals	62211	366	18.6	17
7.	Supermarkets and other grocery (except convenience) stores	44511	347	18.4	17
8.	Elementary and secondary schools	61111	346	9.2	4
9.	Computer systems design and related services	54151	331	24.9	17
10.	Temporary help services	56132	267	18.7	17
11.	Engineering services	54133	263	19.7	17
12.	Offices of dentists	62121	204	18.1	17
13.	Child day-care services	62441	193	20.3	17
14.	Other local, municipal and regional public administration	91391	167	14.0	13
15.	Management consulting services	54161	162	18.4	17
16.	Home centres	44411	153	18.6	17
17.	Insurance agencies and brokerages	52421	150	18.2	17
18.	General freight trucking, long distance	48412	150	20.2	17
19.	Pharmacies and drug stores	44611	150	17.3	17
20.	Hotels (except casino hotels) and motels	72111	136	17.1	17
21.	Offices of physicians	62111	134	16.5	17
22.	Landscaping services	56173	128	23.3	17
23.	Family clothing stores	44814	127	18.7	17
24.	Department stores	45211	125	16.1	17
25.	Community care facilities for the elderly	62331	124	18.0	17
26.	Professional machinery, equipment and supplies merchant wholesalers	41793	118	16.7	17
27.	Plumbing, heating and air-conditioning contractors	23822	118	21.0	17
28.	Residential building construction	23611	117	21.7	17
29.	Nursing care facilities	62311	116	17.6	17
30.	Ornamental and architectural metal product manufacturing	33232	114	19.7	17
31.	Fitness and recreational sports centres	71394	111	18.8	17

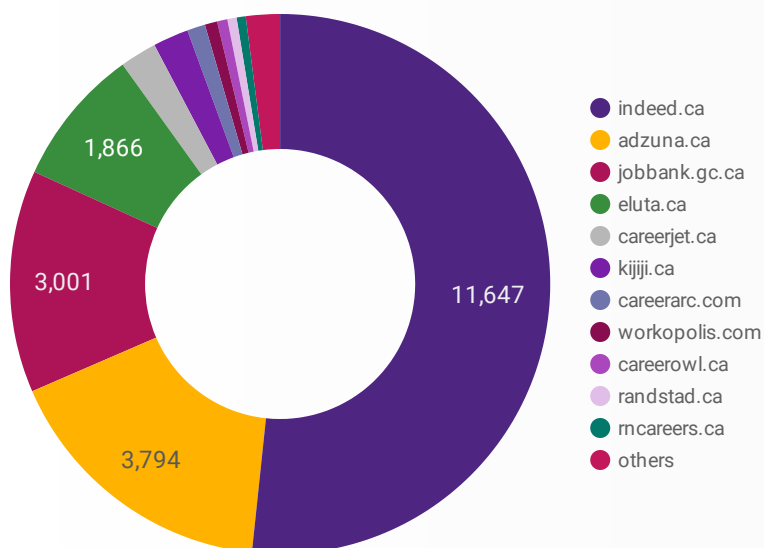
TOP HIRING SECTORS BY 6-DIGIT NAICS CODE

What sectors are hiring?

	6-DIGIT NAICS LABEL	NAICS CODE	POSTING COUNT ▼	AVG POSTING LENGTH IN DAYS	MEDIAN POSTING LENGTH IN DAYS
1.	Employment placement agencies and executive search services	561310	862	21.9	17
2.	Full-service restaurants	722511	598	20.5	17
3.	New car dealers	441110	437	18.4	17
4.	Holding companies	551113	371	16.9	17
5.	Supermarkets and other grocery (except convenience) stores	445110	347	18.4	17
6.	Elementary and secondary schools	611110	346	9.2	4
7.	Computer systems design and related services (except video game design and development)	541514	331	24.9	17
8.	Limited-service eating places	722512	297	21.5	17
9.	Corporate and institutional banking industry	522112	289	16.6	17
10.	General (except paediatric) hospitals	622111	275	18.8	17
11.	Temporary help services	561320	267	18.7	17
12.	Engineering services	541330	263	19.7	17
13.	Offices of dentists	621210	204	18.1	17
14.	Child day-care services	624410	193	20.3	17
15.	Other local, municipal and regional public administration	913910	167	14.0	13
16.	Home centres	444110	153	18.6	17
17.	Pharmacies and drug stores	446110	150	17.3	17
18.	Insurance agencies and brokerages	524210	150	18.2	17
19.	General freight trucking, long distance, truck-load	484121	148	20.3	17
20.	Offices of physicians	621110	134	16.5	17
21.	Hotels	721111	130	17.3	17
22.	Landscaping services	561730	128	23.3	17
23.	Family clothing stores	448140	127	18.7	17
24.	Department stores	452110	125	16.1	17
25.	Community care facilities for the elderly	623310	124	18.0	17
26.	Plumbing, heating and air-conditioning contractors	238220	118	21.0	17
27.	Professional machinery, equipment and supplies merchant wholesalers	417930	118	16.7	17
28.	Residential building construction	236110	117	21.7	17
29.	Nursing care facilities	623110	116	17.6	17
30.	Fitness and recreational sports centres	713940	111	18.8	17
					1 - 50 / 481

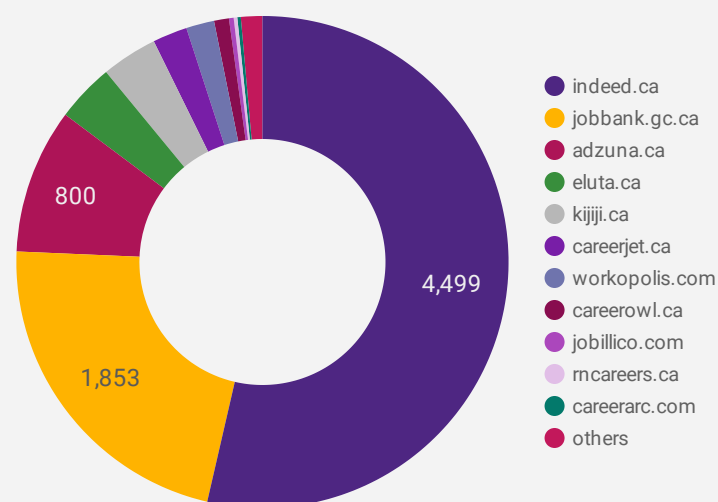
JOB POSTINGS BY JOB BOARD

What share of unique job postings appear on each job board?



COMPANIES BY JOB BOARD

What share of unique job postings appear on each job board?



JOB POSTING DETAILS BY JOB BOARD

How does job posting activity differ by job board?

	JOB BOARD	POSTING COUNT ▾	AVG POSTING LENGTH IN DAYS	MEDIAN POSTING LENGTH IN DAYS	# OF COMPANIES
1.	indeed.ca	11,647	16.6	17	4,499
2.	adzuna.ca	3,794	33.5	34	800
3.	jobbank.gc.ca	3,001	39.2	29	1,853
4.	eluta.ca	1,866	17.0	17	321
5.	careerjet.ca	497	24.4	35	191
6.	kijiji.ca	479	15.0	15	309
7.	careerarc.com	245	37.3	16	19
8.	workopolis.com	167	21.3	20	155
9.	careerowl.ca	139	137.5	109	82
10.	randstad.ca	125	68.7	90	1
11.	rncareers.ca	123	21.9	15	20
12.	careerbuilder.ca	92	20.5	21	16
13.	network.applytoeducation.com	91	7.2	4	4
14.	jobillico.com	91	40.7	15	26
15.	itjobs.ca	28	41.7	21	12
16.	localwork.ca	27	29.9	30	18
17.	en.agilus.ca	17	20.4	18	1