

JOB DEMAND REPORT

DECEMBER 2022

HIGHLIGHTS

JOB POSTINGS BY THE NUMBERS

POSTING COUNT	NEW THIS MONTH	COMPANIES	JOB BOARDS
20,315	8,285	6,407	34

OF DAYS POSTED

AVERAGE	MEDIAN
30.6	17

REPORT BUILDER

The default filter selection below will show all job demand data for the month. You can use the filters to create a customized report for the purpose of understanding a subset of the data.

OCCUPATION FILTERS

SKILL TYPE NAME / 1-DIGIT NOC	▼
MAJOR GROUP / 2-DIGIT NOC	▼
MINOR GROUP / 3-DIGIT NOC	▼
UNIT GROUP / 4-DIGIT NOC	▼
SKILL LEVEL	▼
JOB TYPE	▼
JOB DURATION	▼
ADDITIONAL LANGUAGE	▼
SPECIFIC JOB TAGS	▼

INDUSTRY/SECTOR FILTERS

HIRING SECTOR BY 2-DIGIT NAICS CODE	▼
HIRING SECTOR BY 3-DIGIT NAICS CODE	▼
HIRING SECTOR BY 4-DIGIT NAICS CODE	▼
HIRING SECTOR BY 5-DIGIT NAICS CODE	▼
HIRING SECTOR BY 6-DIGIT NAICS CODE	▼

OTHER FILTERS

MUNICIPALITY	▼
JOB BOARD	▼

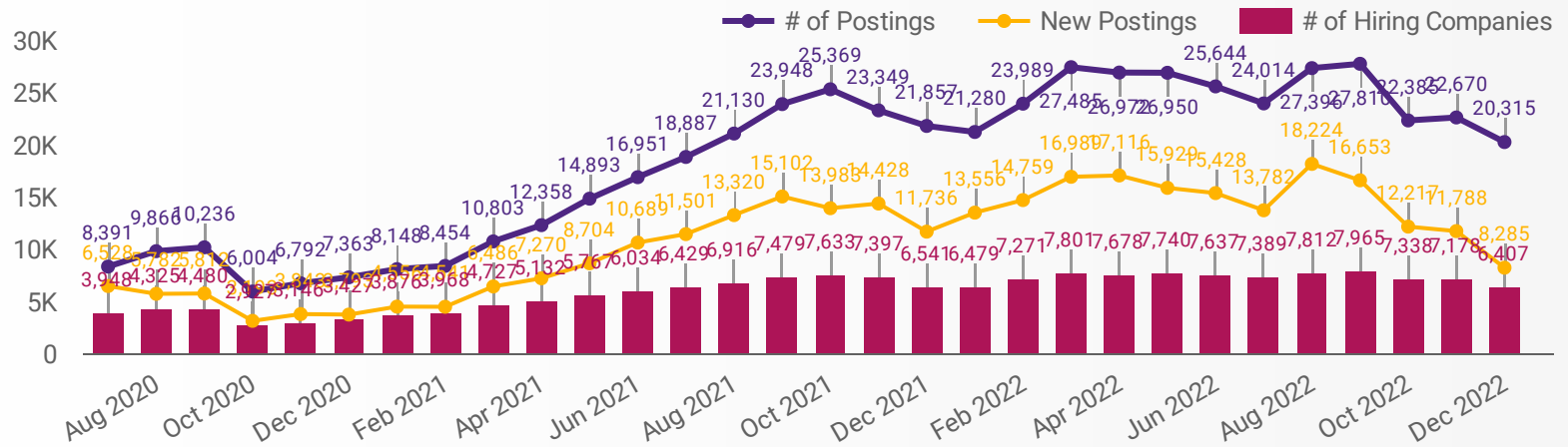
NOC = National Occupation Classification | NAICS = North American Industry Classification System

Source:

Job posting data collected by Workforce Planning Board of York Region from job boards and employer websites who recruit candidates in York Region.

JOB POSTINGS BY MONTH FOR YORK REGION

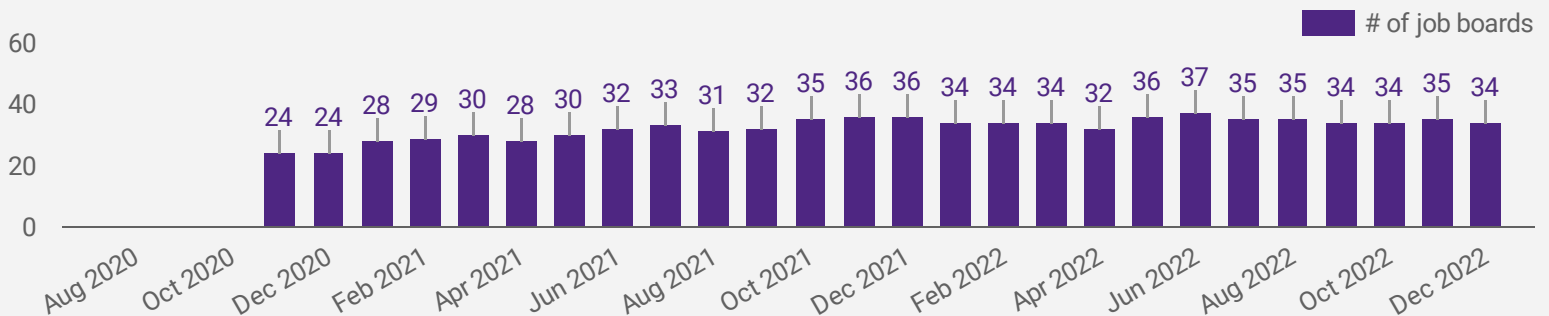
How many job postings were active for at least 1 day this month?



NOTE: This graph cannot be filtered using the controls on the cover page

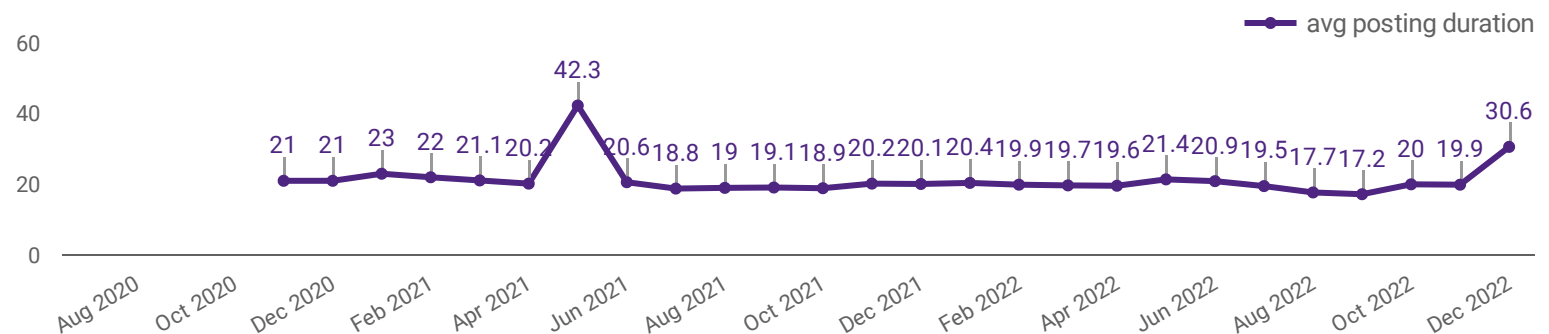
NUMBER OF ACTIVE JOB BOARDS

How many job postings were active for at least 1 day this month on these job boards?



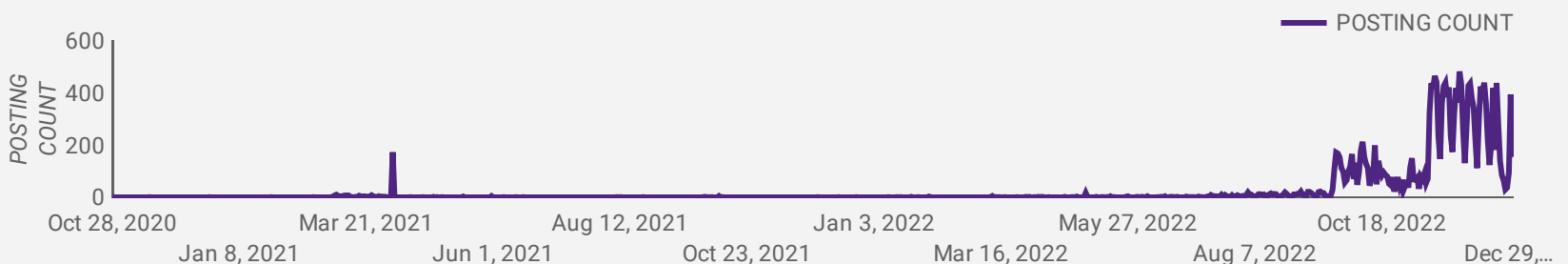
AVERAGE POSTING LENGTH BY DAYS

How long are employers having to recruit for in order to find candidates to fill their job vacancies?



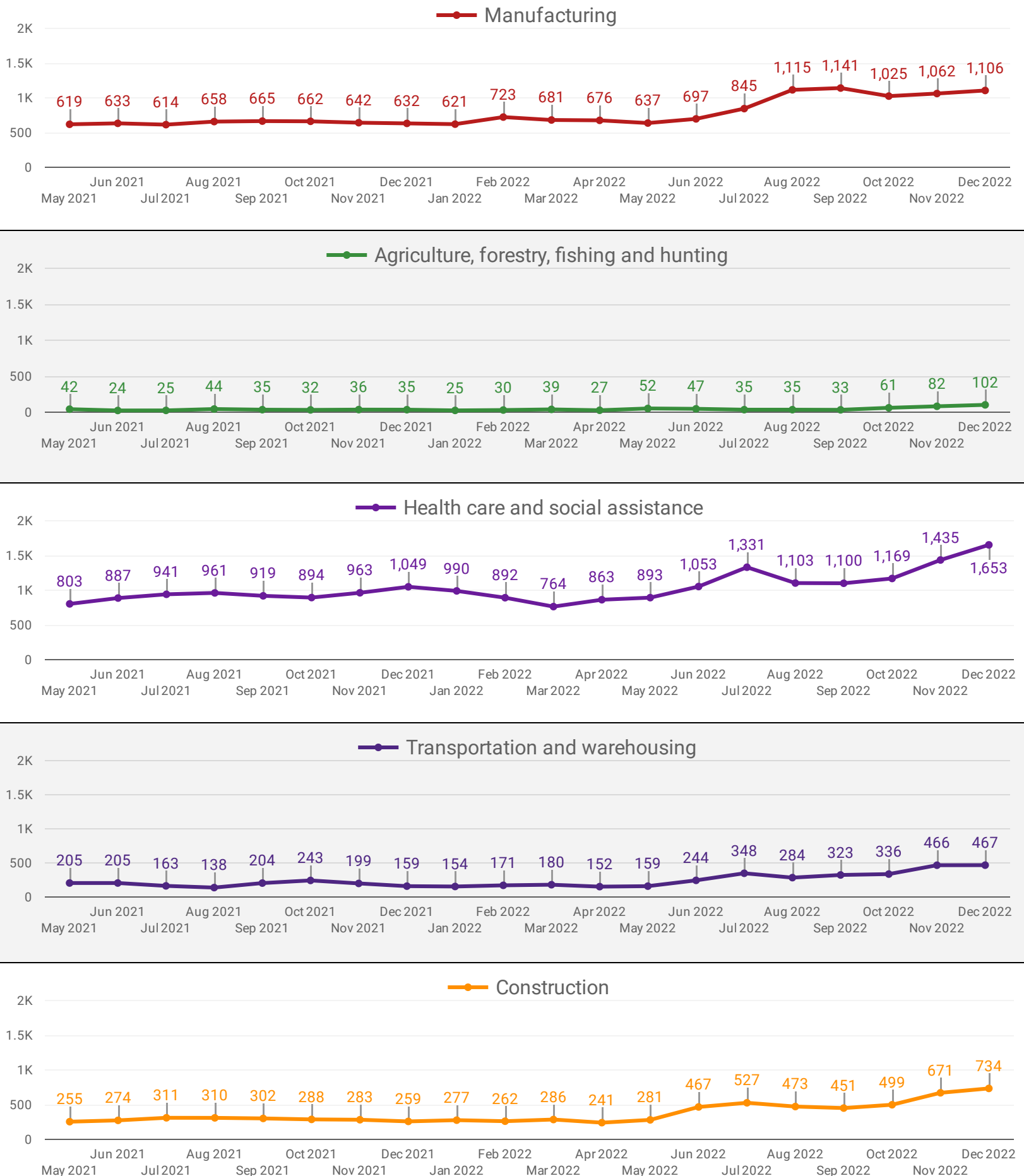
POST DATE TIMELINE FOR THIS MONTH'S ACTIVE JOB POSTINGS

How many job postings were active for at least 1 day this month?



DEMAND BY KEY SECTOR (YORK REGION)

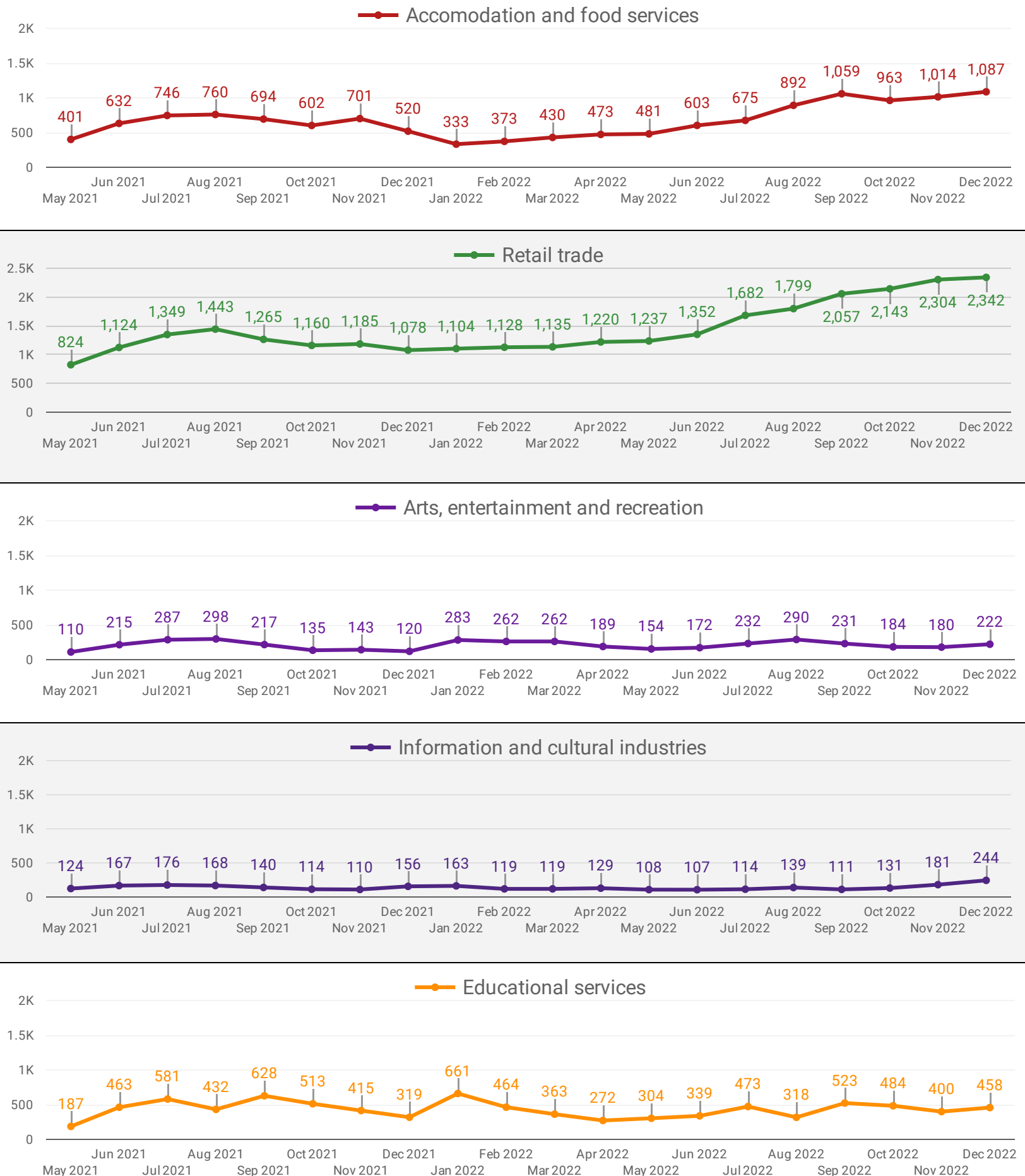
How many job postings were active for at least 1 day this month by sector?



NOTE: This graph cannot be filtered using the controls on the cover page

DEMAND BY IMPACTED SECTOR (YORK REGION)

How many job postings were active for at least 1 day this month by sector?

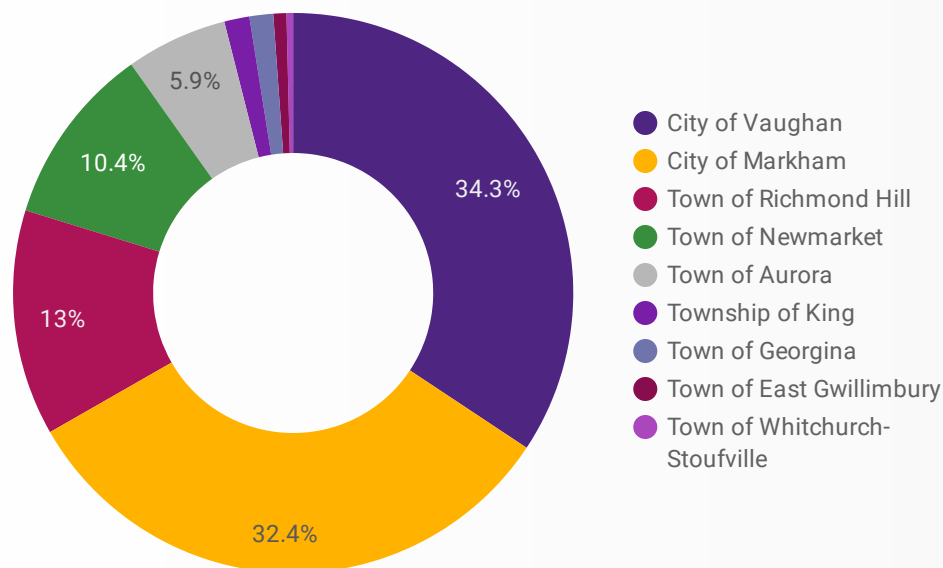


NOTE: This graph cannot be filtered using the controls on the cover page

JOB POSTINGS BY MUNICIPALITY

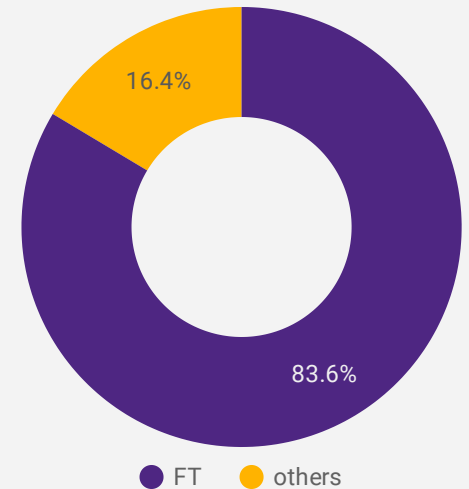
Where are job opportunities being offered?

	MUNICIPALITY	POSTING COUNT	AVG POSTING LENGTH IN DAYS	MEDIAN POSTING LENGTH IN DAYS
1.	City of Vaughan	6,809	30.5	17
2.	City of Markham	6,429	31.6	17
3.	Town of Richmond Hill	2,588	30.1	17
4.	Town of Newmarket	2,068	30.7	17
5.	Town of Aurora	1,161	29.9	17
6.	Township of King	288	28.8	17
7.	Town of Georgina	272	28.9	17
8.	Town of East Gwillimbury	149	31.5	19
9.	Town of Whitchurch-Stouffville	76	20.1	17



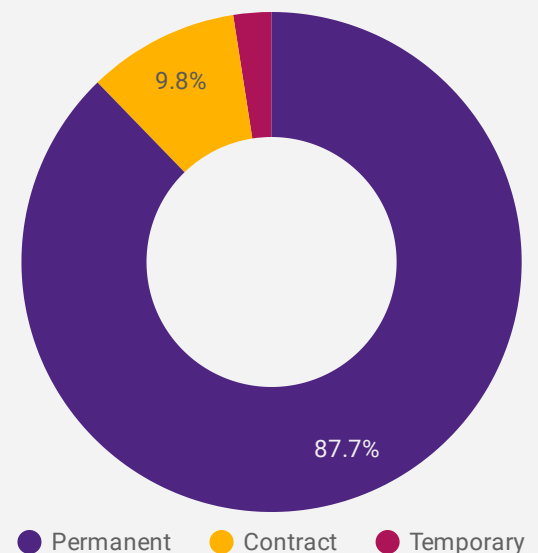
JOB TYPE

Full-time vs Part-time



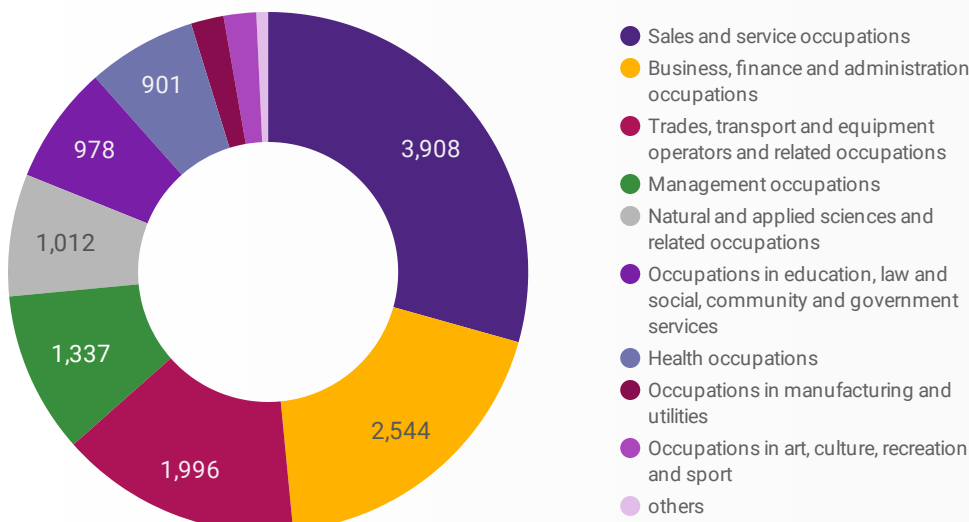
JOB DURATION

Permanency of jobs posted



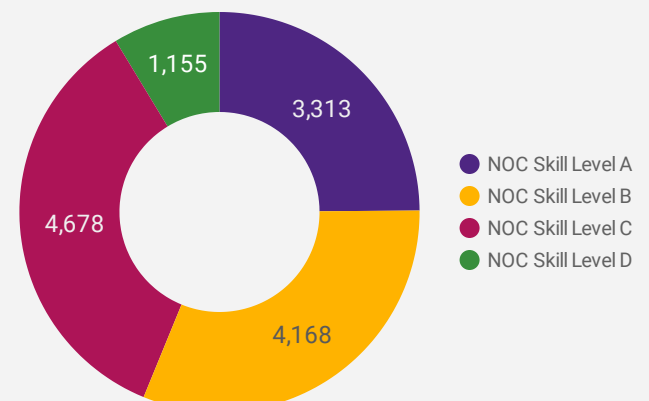
JOB POSTINGS BY JOB CATEGORY

What broad occupational category is being recruited?



JOB POSTINGS BY SKILL LEVEL

What education do occupations typically require?



Skill Level A = Usually University education | Skill Level B = Usually College education or Apprenticeship training | Skill Level C = Usually Secondary education or occupation-specific training | Skill Level D = Usually on-the-job training

TOP HIRING EMPLOYERS & AGENCIES

Who is hiring?

	COMPANY	MUNICIPALITY	POSTINGS COUNT ▾	AVG POSTING LENGTH IN DAYS	MEDIAN POSTING LENGTH IN DAYS
1.	Oak Valley Health	City of Markham	150	49.7	56
2.	MACKENZIE HEALTH	City of Vaughan	141	24.3	17
3.	TD	City of Markham	114	49.9	57
4.	MACKENZIE HEALTH	Town of Richmond Hill	110	28.9	17
5.	Randstad Canada	City of Markham	109	79.5	90
6.	Southlake Regional Health Care Centre	Town of Newmarket	98	17.0	17
7.	Huawei Technologies Canada Co	City of Markham	95	38.5	46
8.	Johnson & Johnson	City of Markham	94	43.9	34
9.	Adzuna	City of Vaughan	89	null	null
10.	AECOM	City of Markham	80	35.4	20
11.	SOUTHLAKE REGIONAL HEALTH CENTRE	Town of Newmarket	79	29.2	17
12.	Markham Stouffville Hospital Corporation	City of Markham	75	16.8	17
13.	MARKHAM STOUFFVILLE HOSPITAL	City of Markham	71	17.0	17
14.	TD Bank Group	City of Markham	68	22.4	17
15.	CANADA'S WONDERLAND	City of Vaughan	66	20.5	17
16.	Adzuna	City of Markham	64	null	null
17.	STAPLES CANADA	Town of Richmond Hill	61	45.1	65
18.	YORK REGION DISTRICT SCHOOL BOARD	City of Markham	60	5.8	2
19.	Wsp Group	City of Markham	57	75.9	79
20.	City of Markham	City of Markham	53	27.0	17
21.	HUAWEI TECHNOLOGIES CANADA CO. LTD.	City of Markham	52	45.3	54
22.	TD BANK	City of Markham	52	34.9	17
23.	Magna International Inc.	City of Vaughan	51	47.5	59
24.	Aviva	City of Markham	50	19.8	17
25.	Zanchin Automotive Group	City of Vaughan	48	16.8	17
26.	AMD	City of Markham	48	4.8	3
27.	Highlight Motor Freight Inc.	City of Vaughan	45	39.0	17
28.	Axiom Group Inc.	Town of Aurora	44	36.1	17
29.	Adzuna	Town of Richmond Hill	42	null	null

TOP HOURLY WAGES IN JOB POSTINGS

What are employers willing to pay to find the perfect candidate?

of Minimum Wage Job Postings

424

	JOB TITLE	COMPANY	LOCATION	HOURLY WAGE ▾
1.	Quality Assurance Associate, Corporate Services - Full Time-Markham Site	Oak Valley Health	City of Markham	333 
2.	Quality Assurance Associate, Corporate Services - Full Time-Markham Site	Markham Stouffville Hospital Corporation	City of Markham	333 
3.	Optometrist	EYE OPTICAL	City of Vaughan	300 
4.	Psychologist	The Pain & Wellness Centre	City of Vaughan	225 
5.	Psychologist	Chapters Counselling Services Inc.	City of Markham	120 
6.	Chiropractor	MASSAGE ADDICT	City of Vaughan	120 
7.	Program Manager	Insight Global	City of Markham	115 
8.	Infant And Child Sleep Coach	The WOMB Vaughan	City of Vaughan	110 
9.	Speech-language Pathologist	In-Home Speech Therapy and The WOMB Vaughan	City of Markham	108 
10.	Speech-language Pathologist	AURORA SPEECH CLINIC	Town of Aurora	105 
11.	Yoga Teacher	Innergy Corporate Yoga Inc.	Town of Richmond Hill	100 
12.	Chiropractor	Triple Element	City of Vaughan	100 
				1 - 100 / 5333 < >

TOP SALARIES IN JOB POSTINGS

What are employers willing to pay to find the perfect candidate?

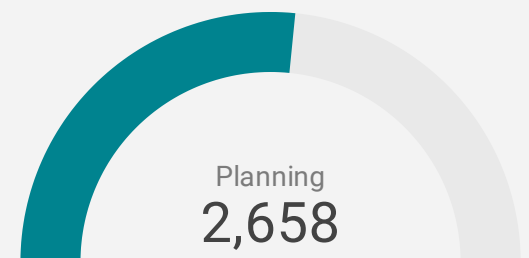
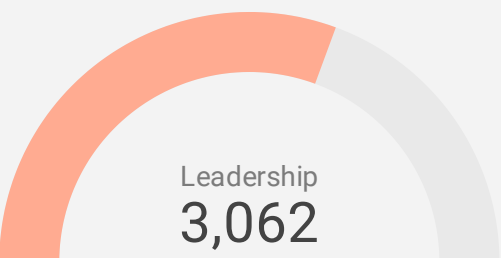
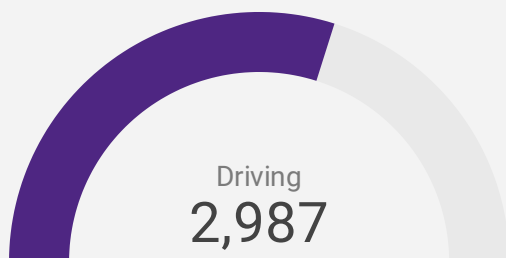
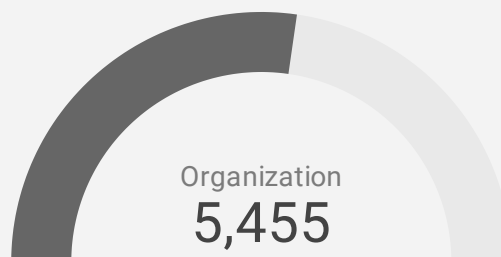
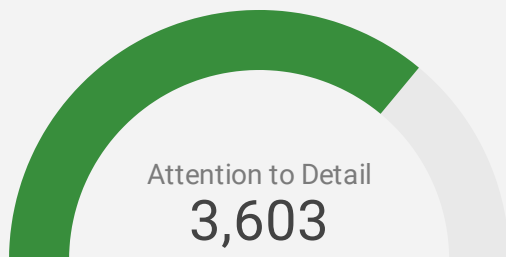
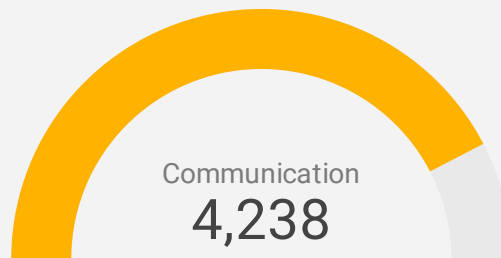
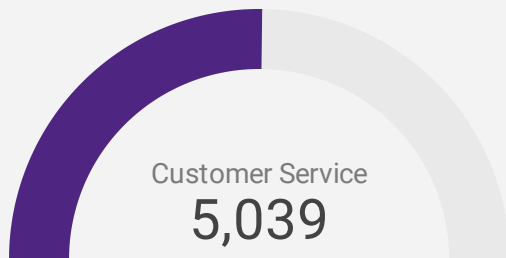
	JOB TITLE	COMPANY	LOCATION	ANNUAL SALARY ▾
1.	Associate Dentist Needed For A Busy Emergency Dentistry In Thornhill	CMC- Dental Office	City of Markham	319,953 
2.	Associate Dentist	DR. MASSI DENTAL CLINIC	City of Markham	311,962 
3.	Associate Dentist Opportunity	APPLETREE - DENTAL FOR KIDS	Town of Newmarket	300,000 
4.	Dental Associate	Summerhill Dental Office	Town of Newmarket	300,000 
5.	Family Physician	Aurora South Medical Centre	Town of Aurora	300,000 
6.	Family Lawyer	Gpac	City of Vaughan	300,000 
7.	Outside Sales Advisor	Right Time Heating & Air Conditioning	Town of Newmarket	300,000 
8.	Agent, Real Estate	RE/MAX EXCEL REALTY LTD.	City of Markham	300,000 
9.	Real Estate Sales Agent	Keller Williams Realty	Town of Newmarket	266,301 
10.	(can) Customer Experience Front End Assistant Manager, Management	WALMART	City of Markham	250,000 
				1 - 100 / 6696 < >

TOP IN-DEMAND SKILLS

How many times were these skills found in job postings?

ACTIVE JOB POSTINGS THIS MONTH

20,315



KEY JOB REQUIREMENTS

How often are these requirements desired in job postings?

ACTIVE JOB POSTINGS THIS MONTH

20,315



Driver's License
343



First Aid
880



Regular Access to a Vehicle
578



Criminal Record Check
1,144



Microsoft Office
1,401



Food Safety
367

TOP OCCUPATIONS BY SKILL, FREQUENCY & DURATION

What jobs are in-demand and/or hard to fill?

	4 DIGIT NOC	4 DIGIT NOC NAME	SKILL LEVEL	POSTING COUNT ▾	AVG POSTING LENGTH IN DAYS	MEDIAN POSTING LENGTH IN DAYS
1.	6421	Retail salespersons	NOC Skill Level C	819	31.5	17
2.	7452	Material handlers	NOC Skill Level C	602	24.9	17
3.	6552	Other customer and information services representatives	NOC Skill Level C	481	28.2	17
4.	1241	Administrative assistants	NOC Skill Level B	368	24.8	17
5.	0621	Retail and wholesale trade managers	NOC Skill Level A	364	29.2	17
6.	6322	Cooks	NOC Skill Level B	355	34.8	17
7.	4412	Home support workers housekeepers and related occupations	NOC Skill Level C	324	30.8	17
8.	1414	Receptionists	NOC Skill Level C	274	18.3	17
9.	3012	Registered nurses and registered psychiatric nurses	NOC Skill Level A	205	33.6	17
10.	6711	Food counter attendants kitchen helpers and related support occupations	NOC Skill Level D	204	27.4	17
11.	7511	Transport truck drivers	NOC Skill Level C	197	25.3	17
12.	1431	Accounting and related clerks	NOC Skill Level C	190	23.6	17
13.	6731	Light duty cleaners	NOC Skill Level D	187	22.2	17
14.	6622	Store shelf stockers clerks and order fillers	NOC Skill Level D	182	30.1	17
15.	1114	Other financial officers	NOC Skill Level A	178	35.3	17
16.	0601	Corporate sales managers	NOC Skill Level A	161	30.6	17
17.	6311	Food service supervisors	NOC Skill Level B	152	54.1	31
18.	6541	Security guards and related security service occupations	NOC Skill Level C	151	26.7	17
19.	1123	Professional occupations in advertising marketing and public relations	NOC Skill Level A	151	30.9	17
20.	7514	Delivery and courier service drivers	NOC Skill Level C	147	23.8	17
21.	6513	Food and beverage servers	NOC Skill Level C	139	23.2	17
22.	1521	Shippers and receivers	NOC Skill Level C	137	23.4	17
23.	6611	Cashiers	NOC Skill Level D	132	32.6	17
24.	0124	Advertising marketing and public relations managers	NOC Skill Level A	120	28.9	17
25.	6222	Retail and wholesale buyers	NOC Skill Level B	119	31.1	17
26.	1311	Accounting technicians and bookkeepers	NOC Skill Level B	116	41.8	17
27.	2173	Software engineers and designers	NOC Skill Level A	105	38.9	43
28.	6211	Retail sales supervisors	NOC Skill Level B	101	33.2	17
29.	1221	Administrative officers	NOC Skill Level B	101	26.9	17

JOB POSTINGS BY 3-DIGIT NATIONAL OCCUPATION CLASSIFICATION

What jobs are hard to fill and/or in-demand?

	3 DIGIT NOC	3 DIGIT NOC NAME	SKILL LEVEL	POSTING COUNT ▾	AVG POSTING LENGTH IN DAYS	MEDIAN POSTING LENGTH IN DAYS
1.	642	Retail salespersons	NOC Skill Level C	819	31.5	17
2.	745	Longshore workers and material handlers	NOC Skill Level C	602	24.9	17
3.	655	Customer and information services representatives	NOC Skill Level C	491	28.0	17
4.	441	Home care providers and educational support occupations	NOC Skill Level C	459	28.4	17
5.	124	Office administrative assistants - general, legal and medical	NOC Skill Level B	430	24.4	17
6.	632	Chefs and cooks	NOC Skill Level B	420	33.7	17
7.	751	Motor vehicle and transit drivers	NOC Skill Level C	364	24.6	17
8.	062	Retail and wholesale trade managers	NOC Skill Level A	364	29.2	17
9.	111	Auditors, accountants and investment professionals	NOC Skill Level A	357	36.4	18
10.	141	General office workers	NOC Skill Level C	354	18.9	17
11.	673	Cleaners	NOC Skill Level D	324	21.4	17
12.	217	Computer and information systems professionals	NOC Skill Level A	292	39.7	34.5
13.	122	Administrative and regulatory occupations	NOC Skill Level B	289	28.5	17
14.	421	Paraprofessional occupations in legal, social, community and education services	NOC Skill Level B	264	22.0	17
15.	143	Financial, insurance and related administrative support workers	NOC Skill Level C	252	24.1	17
16.	112	Human resources and business service professionals	NOC Skill Level A	245	28.3	17
17.	651	Occupations in food and beverage service	NOC Skill Level C	232	23.4	17
18.	152	Supply chain logistics, tracking and scheduling co-ordination occupations	NOC Skill Level C	232	25.7	17
19.	662	Other sales support and related occupations	NOC Skill Level D	223	31.4	17
20.	301	Professional occupations in nursing	NOC Skill Level A	212	34.7	17
21.	671	Food counter attendants, kitchen helpers and related support occupations	NOC Skill Level D	204	27.4	17
22.	011	Senior managers - construction, transportation, production and utilities	NOC Skill Level A	201	30.1	17
23.	631	Service supervisors	NOC Skill Level B	181	49.2	24.5
24.	723	Machining, metal forming, shaping and erecting trades	NOC Skill Level B	165	34.5	17
25.	341	Assisting occupations in support of health services	NOC Skill Level C	164	22.6	17
26.	012	Senior managers - construction, transportation, production and utilities	NOC Skill Level A	164	28.5	17
27.	060	Corporate sales managers	NOC Skill Level A	161	30.6	17
28.	321	Medical technologists and technicians (except dental health)	NOC Skill Level B	161	30.4	17

JOB POSTINGS BY 2-DIGIT NATIONAL OCCUPATION CLASSIFICATION

What jobs are hard to fill and/or in-demand?

	2 DIGIT NOC	2 DIGIT NOC NAME	SKILL LEVEL	POSTING COUNT ▼	AVG POSTING LENGTH IN DAYS	MEDIAN POSTING LENGTH IN DAYS
1.	65	Service representatives and other customer and personal services occupations	NOC Skill Level C	988	26.4	17
2.	64	Sales representatives and salespersons - wholesale and retail trade	NOC Skill Level C	881	30.6	17
3.	12	Administrative and financial supervisors and administrative occupations	NOC Skill Level B	878	27.1	17
4.	63	Service supervisors and specialized service occupations	NOC Skill Level B	714	37.6	17
5.	14	Office support occupations	NOC Skill Level C	673	21.5	17
6.	74	Other installers, repairers and servicers and material handlers	NOC Skill Level C	633	25.0	17
7.	21	Professional occupations in natural and applied sciences	NOC Skill Level A	614	40.4	31.5
8.	06	Middle management occupations in retail and wholesale trade and customer services	NOC Skill Level A	613	29.4	17
9.	11	Professional occupations in business and finance	NOC Skill Level A	602	33.4	17
10.	67	Service support and other service occupations, n.e.c.	NOC Skill Level D	560	23.7	17
11.	72	Industrial, electrical and construction trades	NOC Skill Level B	551	38.2	17
12.	44	Care providers and educational, legal and public protection support occupations	NOC Skill Level C	460	28.4	17
13.	75	Transport and heavy equipment operation and related maintenance occupations	NOC Skill Level C	412	25.4	17
14.	62	Retail sales supervisors and specialized sales occupations	NOC Skill Level B	410	29.7	17
15.	22	Technical occupations related to natural and applied sciences	NOC Skill Level B	398	33.6	17
16.	01	Senior managers - construction, transportation, production and utilities	NOC Skill Level A	370	29.2	17
17.	66	Sales support occupations	NOC Skill Level D	355	31.8	17
18.	32	Technical occupations in health	NOC Skill Level B	309	30.8	17
19.	73	Maintenance and equipment operation trades	NOC Skill Level B	279	38.5	19
20.	42	Paraprofessional occupations in legal, social, community and education services	NOC Skill Level B	264	22.0	17
21.	15	Distribution, tracking and scheduling co-ordination occupations	NOC Skill Level C	245	25.8	17
22.	31	Professional occupations in health (except nursing)	NOC Skill Level A	216	29.3	17
23.	30	Professional occupations in nursing	NOC Skill Level A	212	34.7	17
24.	41	Professional occupations in law and social, community and government services	NOC Skill Level A	200	27.7	17
25.	52	Technical occupations in art, culture, recreation and sport	NOC Skill Level B	190	28.8	17
26.	34	Assisting occupations in support of health services	NOC Skill Level C	164	22.6	17
27.	07	Managers in customer and personal services, n.e.c.	NOC Skill Level A	162	29.7	17

MULTILINGUAL JOB POSTINGS BY THE NUMBERS

ACTIVE POSTINGS
2,042

NEW POSTINGS
0

COMPANIES
1,171

LANGUAGES
11

OF DAYS POSTED

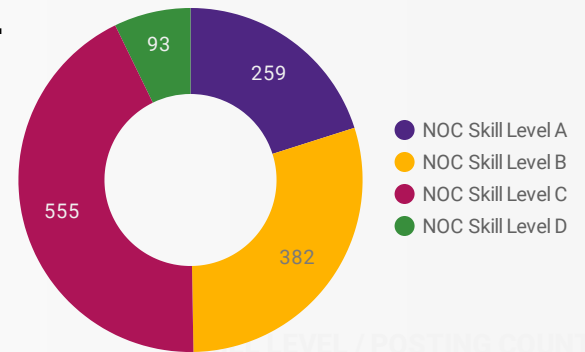
AVERAGE
24.2

MEDIAN
17

MULTILINGUAL JOB POSTINGS BY SKILL LEVEL

What language skills are employers looking for by occupational skill level?

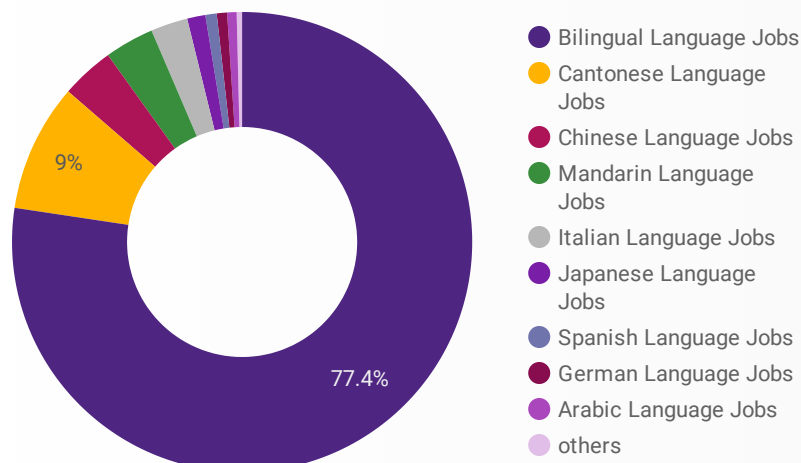
- 259** Skill Level A - Management/ Professional Occupations usually requiring University
- 382** Skill Level B - Usually college education or apprenticeship training
- 555** Skill Level C - Usually secondary education or occupation-specific training
- 93** Skill Level D - Usually on-the-job training



LANGUAGES	NOC Skill Level A	NOC Skill Level B	NOC Skill Level C	NOC Skill Level D
Bilingual Language Jobs	189	250	418	74
Cantonese Language Jobs	17	37	78	3
Italian Language Jobs	3	35	18	5
Mandarin Language Jobs	17	19	18	
Chinese Language Jobs	16	12	13	7
Japanese Language Jobs		20	1	3
Spanish Language Jobs	4	6	3	1
German Language Jobs	9		2	
Arabic Language Jobs	2	3	1	
Vietnamese Language Jobs	1		2	
Punjabi Language Jobs	1		1	

LANGUAGE SKILLS BREAKDOWN

Which kinds of language skills do employers seek?



LANGUAGES	POSTING COUNT
1. Bilingual Language Jobs	1,572
2. Cantonese Language Jobs	176
3. Chinese Language Jobs	70
4. Italian Language Jobs	70
5. Mandarin Language Jobs	66
6. Japanese Language Jobs	32
7. Spanish Language Jobs	22
8. German Language Jobs	14
9. Arabic Language Jobs	11
10. Punjabi Language Jobs	6

LANGUAGE SKILLS BEING RECRUITED BY JOB CATEGORY

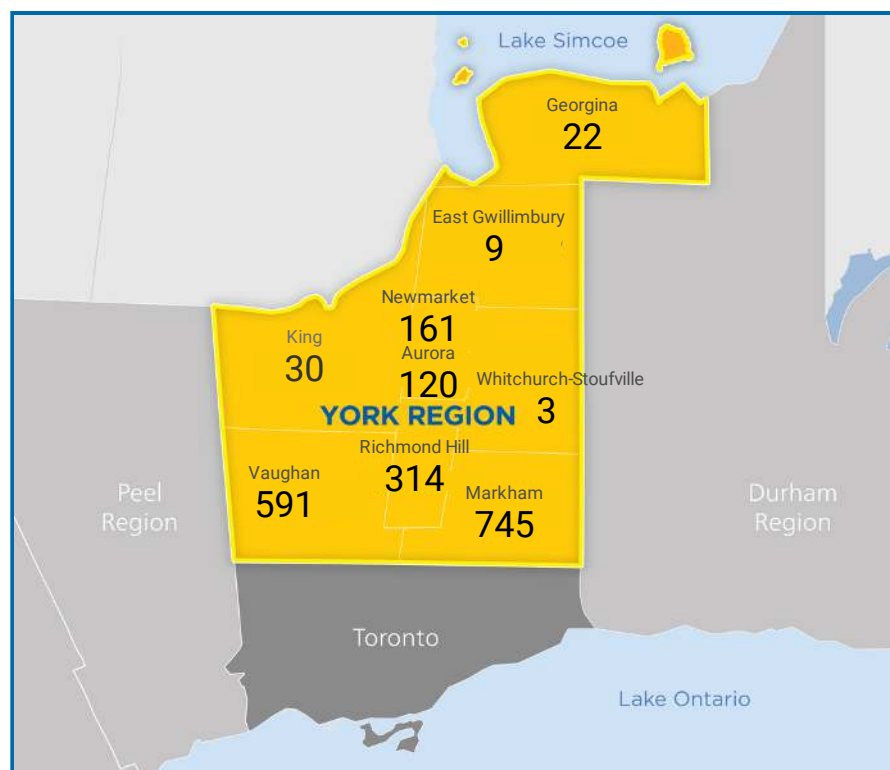
What language skills are sought by 1-Digit NOC?

BROAD OCCUPATIONAL CATEGORY	Bilingual ...	Cantones...	Italian La...	Mandarin...	Chinese ...	Japanese...	Grand total
Business, finance and administration occu...	213	52	7	28	18	2	328
Health occupations	34	9	1	3	5		53
Management occupations	79	2	1	8	3		100
Natural and applied sciences and related o...	37	3			1		46
Natural resources, agriculture and related ...	3						3
Occupations in art, culture, recreation and ...	19	3		3	4		29
Occupations in education, law and social, ...	96	12	4	4	2		124
Occupations in manufacturing and utilities	18		1				20
Sales and service occupations	311	48	46	6	12	22	450
Trades, transport and equipment operator...	121	6	1	2	3		136
Grand total	931	135	61	54	48	24	1,289

MULTILINGUAL JOB POSTINGS BY MUNICIPALITY

What language skills are sought by 4-Digit NOC?

	MUNICIPALITY	JOB LANGUAGES	AVG POSTING LENGTH IN DAYS	MEDIAN POSTING LENGTH IN DAYS
1.	City of Markham	745	31.6	17
2.	City of Vaughan	591	30.5	17
3.	Town of Richmond Hill	314	30.1	17
4.	Town of Newmarket	161	30.7	17
5.	Town of Aurora	120	29.9	17
6.	Township of King	30	28.8	17
7.	Town of Georgina	22	28.9	17
8.	Town of East Gwillimbury	9	31.5	19
9.	Town of Whitchurch-Stouffville	3	20.1	17



LANGUAGE DEMAND BY JOB

What language skills are sought by 4-Digit NOC?

4 DIGIT NOC NAME	POSTINGS
1. Other customer and information services re...	132
2. Retail salespersons	63
3. Administrative assistants	62
4. Cooks	55
5. Receptionists	47
6. Material handlers	46
7. Home support workers housekeepers and r...	45
8. Professional occupations in advertising ma...	29
9. Accounting and related clerks	27
10. Food counter attendants kitchen helpers an...	23
11. Corporate sales managers	22
12. Food and beverage servers	22
13. Retail and wholesale trade managers	22
14. Delivery and courier service drivers	22
15. Cashiers	19
16. Other financial officers	19
17. Light duty cleaners	17
18. Other instructors	17
19. Transport truck drivers	16
20. Chefs	14
21. Accounting technicians and bookkeepers	14
22. Advertising marketing and public relations ...	13
23. General office support workers	13
24. Human resources professionals	12
25. User support technicians	11
26. Social and community service workers	10
27. Facility operation and maintenance manage...	9
28. Store shelf stockers clerks and order fillers	9
29. Financial sales representatives	9
30. Dental assistants	9
31. Insurance agents and brokers	9
1 - 100 / 199	< >

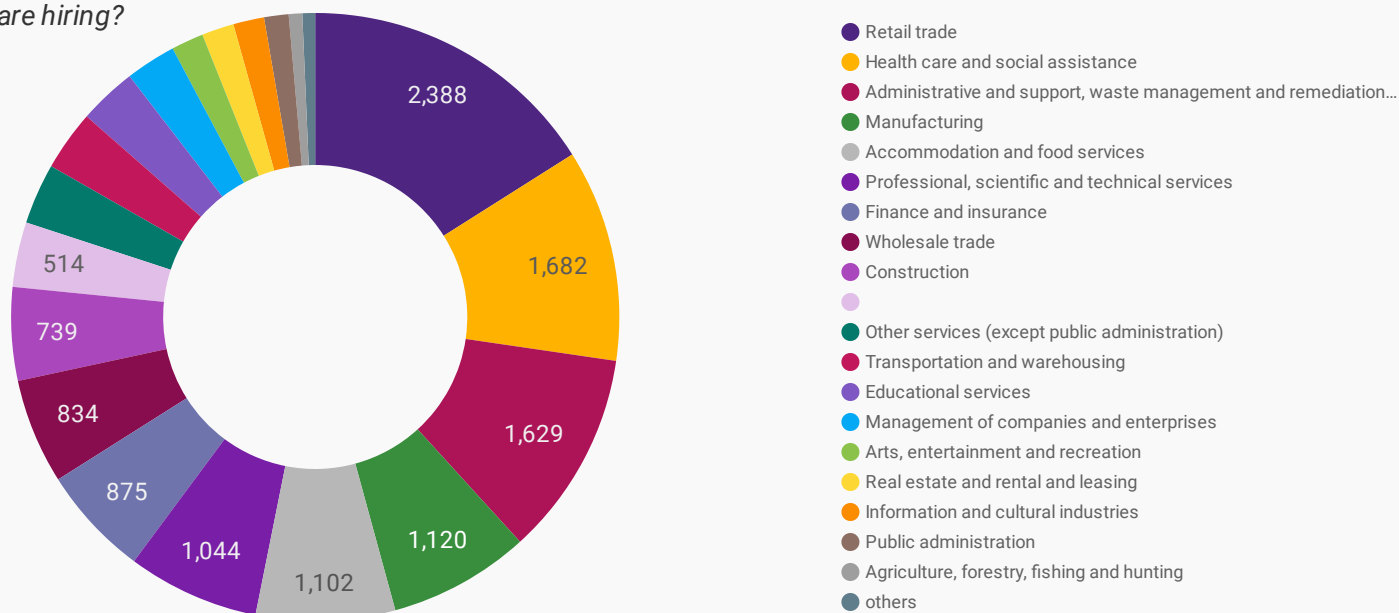
MULTILINGUAL HIRING EMPLOYERS

Which employers are seeking multilingual candidates?

COMPANY	POSTINGS
1. Liquor Control Board of Ontario	26
2. YORK REGION DISTRICT SCHOOL BOARD	23
3. TC Transcontinental	22
4. TD	20
5. Adzuna	15
6. Your Talent Consultancy	13
7. Scaddabush Italian Kitchen & Bar	13
8. TD BANK	12
9. Randstad Canada	12
10. Johnson & Johnson	12
11. TD Bank Group	11
12. LAURA CANADA	11
13. PwC	11
14. Recipe Unlimited Corporation	10
15. Farm Boy Inc.	10
16. STAPLES CANADA	10
17. CBI Health Group	10
18. Advanced Skytech Canada Ltd.	9
19. YORK CATHOLIC DISTRICT SCHOOL BOARD	9
20. Arrow Workforce Solutions	9
21. Olympus Corporation of the Americas	8
22. Truck It Personnel Services Inc	8
23. YEE HONG CENTRE FOR GERIATRIC CARE	8
24. BELL MOBILITY/BELL MOBILITÁ%	8
25. Vita Community Living Services of Toronto Inc.	8
26. Apple	8
27. Telecon Inc	7
28. i3 Capital Inc.	7
29. Home and Community Care Support Services South West	7
1 - 50 / 1172	< >

TOP HIRING SECTORS BY 2-DIGIT NAICS CODE

What sectors are hiring?



	2-DIGIT NAICS LABEL	NAICS CODE	POSTING COUNT	AVG POSTING LENGTH IN DAYS	MEDIAN POSTING LENGTH IN DAYS
1.	Retail trade	44-45	2,388	31.6	17
2.	Health care and social assistance	62	1,682	24.2	17
3.	Administrative and support, waste management and remediation services	56	1,629	27.5	17
4.	Manufacturing	31-33	1,120	29.7	17
5.	Accommodation and food services	72	1,102	28.5	17
6.	Professional, scientific and technical services	54	1,044	29.0	17
7.	Finance and insurance	52	875	33.8	17
8.	Wholesale trade	41	834	32.8	17
9.	Construction	23	739	28.2	17
10.			514	30.6	17
11.	Other services (except public administration)	81	481	22.7	17
12.	Transportation and warehousing	48-49	478	30.7	17
13.	Educational services	61	459	16.2	16
14.	Management of companies and enterprises	55	400	39.2	26
15.	Arts, entertainment and recreation	71	256	22.1	17
16.	Real estate and rental and leasing	53	255	22.0	17
17.	Information and cultural industries	51	245	37.0	18
18.	Public administration	91	194	46.8	17
19.	Agriculture, forestry, fishing and hunting	11	107	38.7	41
20.	Utilities	22	87	37.5	27

NOTE: NAICS code 56 includes Employment Agencies. Manufacturing includes codes 31-33, Retail Trade includes codes 44-45 and Transportation and Warehousing includes codes 48-49.

TOP HIRING SECTORS BY 3-DIGIT NAICS CODE

What sectors are hiring?

	3-DIGIT NAICS LABEL	NAICS CODE	POSTING COUNT ▾	AVG POSTING LENGTH IN DAYS	MEDIAN POSTING LENGTH IN DAYS
1.	Administrative and support services	561	1,553	27.3	17
2.	Professional, scientific and technical services	541	1,044	29.0	17
3.	Food services and drinking places	722	952	30.1	17
4.	Ambulatory health care services	621	780	23.4	17
5.		0	514	30.6	17
6.	Credit intermediation and related activities	522	486	38.2	28
7.	Specialty trade contractors	238	461	28.6	17
8.	Educational services	611	459	16.2	16
9.	Clothing and clothing accessories stores	448	427	33.9	17
10.	Motor vehicle and parts dealers	441	416	22.7	17
11.	Hospitals	622	405	25.2	17
12.	Management of companies and enterprises	551	400	39.2	26
13.	Food and beverage stores	445	373	37.8	18
14.	Insurance carriers and related activities	524	307	27.5	17
15.	Social assistance	624	297	19.8	17
16.	Building material and garden equipment and supplies dealers	444	270	29.5	17
17.	Transportation equipment manufacturing	336	255	36.1	24
18.	Machinery, equipment and supplies merchant wholesalers	417	255	40.4	31
19.	Amusement, gambling and recreation industries	713	247	22.3	17
20.	Health and personal care stores	446	245	31.9	17
21.	General merchandise stores	452	230	37.9	17
22.	Personal and laundry services	812	208	20.9	17
23.	Real estate	531	201	19.7	17
24.	Nursing and residential care facilities	623	200	31.9	17
25.	Repair and maintenance	811	182	27.1	17
26.	Truck transportation	484	180	27.5	17
27.	Food, beverage and tobacco merchant wholesalers	413	179	34.6	17
28.	Building material and supplies merchant wholesalers	416	164	23.6	17
29.	Fabricated metal product manufacturing	332	156	23.6	17
30.	Construction of buildings	236	152	30.8	17
31.	Accommodation services	721	150	18.9	17

TOP HIRING SECTORS BY 4-DIGIT NAICS CODE

What sectors are hiring?

	4-DIGIT NAICS LABEL	NAICS CODE	POSTING COUNT ▾	AVG POSTING LENGTH IN DAYS	MEDIAN POSTING LENGTH IN DAYS
1.	Employment services	5613	1,060	28.2	17
2.	Full-service restaurants and limited-service eating places	7225	836	28.9	17
3.		0	514	30.6	17
4.	Depository credit intermediation	5221	456	39.0	31
5.	General medical and surgical hospitals	6221	404	25.2	17
6.	Management of companies and enterprises	5511	400	39.2	26
7.	Automobile dealers	4411	382	22.2	17
8.	Clothing stores	4481	367	33.5	17
9.	Grocery stores	4451	322	38.5	23
10.	Architectural, engineering and related services	5413	319	29.0	17
11.	Offices of other health practitioners	6213	289	28.8	17
12.	Agencies, brokerages and other insurance related activities	5242	274	26.9	17
13.	Elementary and secondary schools	6111	268	13.2	4
14.	Building material and supplies dealers	4441	260	29.6	17
15.	Computer systems design and related services	5415	247	28.9	17
16.	Health and personal care stores	4461	245	31.9	17
17.	Motor vehicle parts manufacturing	3363	242	35.9	24
18.	Services to buildings and dwellings	5617	236	24.7	17
19.	Building equipment contractors	2382	220	24.3	17
20.	Child day-care services	6244	192	21.8	17
21.	Offices of dentists	6212	189	17.6	17
22.	Other amusement and recreation industries	7139	181	22.9	17
23.	Department stores	4521	176	37.7	27
24.	General freight trucking	4841	168	27.8	17
25.	Investigation and security services	5616	166	24.8	17
26.	Offices of physicians	6211	162	19.2	17
27.	Management, scientific and technical consulting services	5416	151	29.3	17
28.	Traveller accommodation	7211	141	19.2	17
29.	Other machinery, equipment and supplies merchant wholesalers	4179	137	37.1	31
30.	Other local, municipal and regional public administration	9139	137	53.2	16.5
31.	Food merchant wholesalers	4131	136	27.9	17

TOP HIRING SECTORS BY 5-DIGIT NAICS CODE

What sectors are hiring?

	5-DIGIT NAICS LABEL	NAICS CODE	POSTING COUNT ▾	AVG POSTING LENGTH IN DAYS	MEDIAN POSTING LENGTH IN DAYS
1.	Full-service restaurants and limited-service eating places	72251	836	28.9	17
2.	Employment placement agencies and executive search services	56131	796	29.0	17
3.		0	514	30.6	17
4.	Banking	52211	455	39.0	31
5.	General medical and surgical hospitals	62211	404	25.2	17
6.	Management of companies and enterprises	55111	400	39.2	26
7.	New car dealers	44111	373	22.2	17
8.	Supermarkets and other grocery (except convenience) stores	44511	316	38.6	23
9.	Engineering services	54133	288	29.1	17
10.	Elementary and secondary schools	61111	268	13.2	4
11.	Temporary help services	56132	264	26.0	17
12.	Computer systems design and related services	54151	247	28.9	17
13.	Insurance agencies and brokerages	52421	235	27.8	17
14.	Child day-care services	62441	192	21.8	17
15.	Offices of dentists	62121	189	17.6	17
16.	Department stores	45211	176	37.7	27
17.	Offices of physicians	62111	162	19.2	17
18.	Family clothing stores	44814	145	29.8	17
19.	Pharmacies and drug stores	44611	142	30.2	17
20.	Hotels (except casino hotels) and motels	72111	141	19.2	17
21.	Management consulting services	54161	139	29.9	17
22.	Other local, municipal and regional public administration	91391	137	53.2	16.5
23.	General freight trucking, long distance	48412	130	26.5	17
24.	Professional machinery, equipment and supplies merchant wholesalers	41793	122	38.9	31
25.	Landscaping services	56173	117	27.0	17
26.	Fitness and recreational sports centres	71394	115	19.6	17
27.	Plumbing, heating and air-conditioning contractors	23822	111	28.4	17
28.	Community care facilities for the elderly	62331	109	31.3	17
29.	Other motor vehicle parts manufacturing	33639	109	43.3	56
30.	Janitorial services	56172	108	21.9	17
31.	Home health care services	62161	106	27.9	17

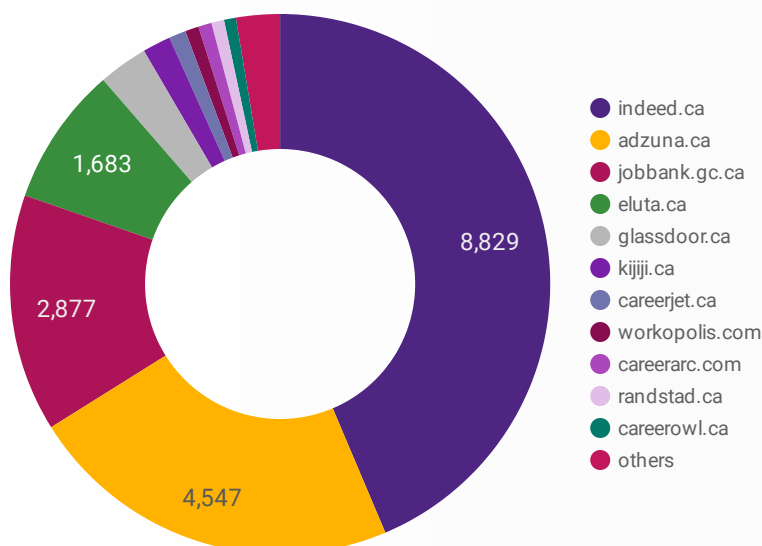
TOP HIRING SECTORS BY 6-DIGIT NAICS CODE

What sectors are hiring?

	6-DIGIT NAICS LABEL	NAICS CODE	POSTING COUNT	AVG POSTING LENGTH IN DAYS	MEDIAN POSTING LENGTH IN DAYS
1.	Employment placement agencies and executive search services	561310	796	29.0	17
2.	Full-service restaurants	722511	547	30.1	17
3.	#N/A	1	514	30.6	17
4.	Holding companies	551113	399	39.3	26
5.	New car dealers	441110	373	22.2	17
6.	General (except paediatric) hospitals	622111	333	26.7	17
7.	Corporate and institutional banking industry	522112	325	45.0	46
8.	Supermarkets and other grocery (except convenience) stores	445110	316	38.6	23
9.	Limited-service eating places	722512	289	26.4	17
10.	Engineering services	541330	288	29.1	17
11.	Elementary and secondary schools	611110	268	13.2	4
12.	Temporary help services	561320	264	26.0	17
13.	Computer systems design and related services (except video game design and development)	541514	247	28.9	17
14.	Insurance agencies and brokerages	524210	235	27.8	17
15.	Child day-care services	624410	192	21.8	17
16.	Offices of dentists	621210	189	17.6	17
17.	Department stores	452110	176	37.7	27
18.	Offices of physicians	621110	162	19.2	17
19.	Family clothing stores	448140	145	29.8	17
20.	Pharmacies and drug stores	446110	142	30.2	17
21.	Hotels	721111	138	19.2	17
22.	Other local, municipal and regional public administration	913910	137	53.2	16.5
23.	Personal and commercial banking industry	522111	130	22.8	17
24.	General freight trucking, long distance, truck-load	484121	128	26.8	17
25.	Professional machinery, equipment and supplies merchant wholesalers	417930	122	38.9	31
26.	Landscaping services	561730	117	27.0	17
27.	Fitness and recreational sports centres	713940	115	19.6	17
28.	Plumbing, heating and air-conditioning contractors	238220	111	28.4	17
29.	Other motor vehicle parts manufacturing	336390	109	43.3	56
30.	Community care facilities for the elderly	623310	109	31.3	17

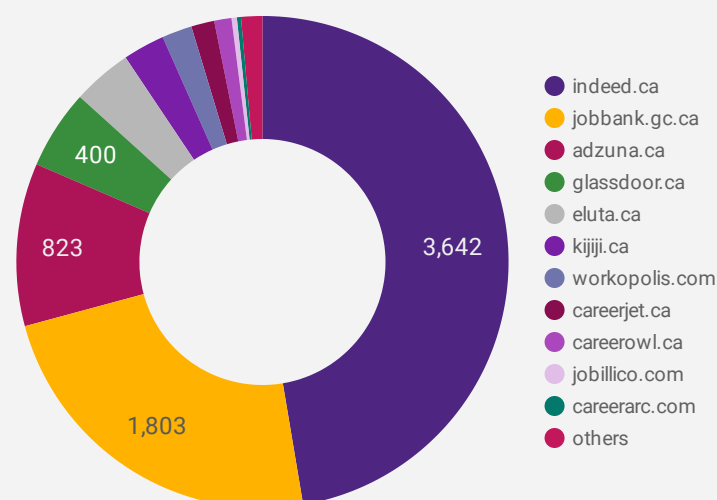
JOB POSTINGS BY JOB BOARD

What share of unique job postings appear on each job board?



COMPANIES BY JOB BOARD

What share of unique job postings appear on each job board?



JOB POSTING DETAILS BY JOB BOARD

How does job posting activity differ by job board?

	JOB BOARD	POSTING COUNT ▾	AVG POSTING LENGTH IN DAYS	MEDIAN POSTING LENGTH IN DAYS	# OF COMPANIES
1.	indeed.ca	8,829	16.6	17	3,642
2.	adzuna.ca	4,547	55.3	61	823
3.	jobbank.gc.ca	2,877	43.6	30	1,803
4.	eluta.ca	1,683	17.0	17	301
5.	glassdoor.ca	598	22.2	22	400
6.	kijiji.ca	341	15.0	15	211
7.	careerjet.ca	206	35.8	35	117
8.	workopolis.com	164			152
9.	careerarc.com	162	30.1	16	21
10.	randstad.ca	154	71.5	90	1
11.	careerowl.ca	144	172.3	168	87
12.	rncareers.ca	112	30.3	26	16
13.	jobillico.com	91	33.7	21	27
14.	network.applytoeducation.com	89	20.3	4	5
15.	careerbuilder.ca	66	25.1	29	12
16.	itjobs.ca	28	5.4	3	11
17.	workforcenow.adp.com	18	53.3	22	1